

# B&P

LAMP SUPPLY, INC.



DESIGN  
CREATE  
RESTORE



HARDWARE & ELECTRICAL

**GREAT LIGHTING PARTS • FRIENDLY SERVICE • GUARANTEED**

**BPLAMPSSUPPLY.COM 800.822.3450**

# General Ordering Information & Policies

## INFORMATION FOR ORDERING

- **ALL SALES ARE WHOLESALE ONLY**
- **PRICES ARE SUBJECT TO CHANGE WITHOUT NOTICE. FOR COMPLETE UP-TO-DATE PRICING, PLEASE VISIT: [www.bplampsupply.com](http://www.bplampsupply.com)**
- **FOR COMPLETE ORDERING INFORMATION AND POLICIES, VISIT: [www.bplampsupply.com/shipping.php](http://www.bplampsupply.com/shipping.php)**

## BEST VALUE GUARANTEE:

While we often have the lowest price on a product, our goal is to offer you the best value. Factors such as product design, weight, material, color, proper fit and pricing all come together for the overall value of the product. Don't be fooled by cheaper prices and cheaper quality. Regardless of where you currently buy, you owe it to yourself to compare the pricing and quality of our lamp parts to the competition. You have our money-back guarantee if not satisfied.

## MINIMUM ORDERS:

All minimum orders are \$25.00.

All orders under the \$25.00 minimum will be assessed a \$15.00 additional charge to cover the expense of packing and handling.

## ASSORTMENTS:

We want to help you save money! Please pay special attention to the assortment information on each price list page. All numbers enclosed within the same bracket may be assorted for the quantity price reduction. Numbers from one bracket may not be assorted with numbers from another bracket except where noted.

## PRE-PRICING DATA CARDS

Available For Fabric Shades Only - Pre-pricing data cards are available on orders of \$1500.00 and up.

## FREIGHT ALLOWANCE POLICY

### NEW 5-15 FREIGHT POLICY W/FREE SHIPPING!

Your single shipment with an invoice total of **\$500.00** or more entitles you to a 5% FREIGHT ALLOWANCE discount, which will be itemized and deducted from your merchandise total.

Your single shipment with an invoice total of **\$1500.00** or more WILL BE SHIPPED FREE!

Freight allowance and Free Prepaid Shipping applies only to merchandise on hand at the time of shipment and invoices paid within 30 days from the date of the invoice. The 5% freight allowance may not be applied to free freight paid shipments. Special Value Items, Closeout Items, Whale Sale, and Net (distributor) items may not be included in the \$500.00 invoice total for freight allowance or the \$1500.00 pre-paid freight invoice total. B & P Lamp reserves the right to choose the method of shipping on orders that qualify for free pre-paid shipping. Customers will be responsible for any special carrier handling charges which may include inside delivery fees, residential delivery fees, lift gate services, re-delivery fees, etc. C.O.D shipments and large shipments of chimney glass may be disqualified from our free paid freight policy. This freight policy applies only to shipments within the Continental USA.

We ship orders on a first-come, first-served basis and make every effort to ship your order as soon as possible. Most orders are shipped within 2-3 days after their receipt.

## FREIGHT RECOMMENDATIONS & CHARGES

All orders are shipped by your preferred method. If no specific carrier is specified, we will use the best value shipping option for your order. Most orders will ship via ground service unless we are instructed by you to use expedited services. We charge customers the carrier's published shipping rate for the weight and zone of the order. This amount is not exactly known until the order is packed. We can provide quotes for shipping as needed.

For all large orders of glass lampshades, lamp chimneys, or fabric lampshades we highly recommend Motor Freight (truck) shipping. We carefully prepare all motor freight shipments by first boxing, then "stretch-wrapping" all cartons to a wooden skid. The chances for breakage of glass items is greatly reduced using this method. Also, motor freight will save you on freight charges, in most instances, when shipping a large order of fabric shades.

If you are unsure about the method of shipping you need for your order, please call us with an estimation of your items and quantities and we will gladly advise you on the best shipping options.

When paying by check please add 20% estimated shipping to the merchandise total. Any difference in commercial charges will be credited or charged to your account.

## SPECIAL CHARGES:

Due to factors beyond our control, special charges apply to certain shipments and/or items. 1) Because UPS and FedEx Ground honor fewer than 50% of our claims, we must charge a handling fee of \$1.00 per carton for UPS and FedEx Ground shipments and \$1.50 per carton on C.O.D. shipments. 2) Due to the structural sensitivity of 14"-diameter and larger shades, they must be repacked and heavily padded prior to shipment. On orders shipped by UPS or FedEx Ground, we must charge a \$1.00 per carton packing charge on 14"-24"-diameter glass and fabric shades. An additional charge per carton will be included in our shipping charges for packing materials which are not included in the cost of our products.

## BACK ORDERS, REORDERS & DISCONTINUED ITEMS:

Any items not shipped with your order will automatically be put on back order (BO) to be shipped as soon as possible (provided the item meets a \$30.00 minimum). If you do not want back orders, notify us and your request will be permanently noted on your file. If your back order is more than 60 days old we will call before shipping. You may cancel your back order at any time prior to shipping. Reordered items (RO) must be ordered again. Discontinued (Disc) items are no longer available.

## CREDIT & PAYMENT POLICIES

### TERMS:

1% 10 days - net 30 days. There is a 1.5% charge per month on delinquent accounts. Credit will be cancelled on accounts 60 days past due. A check for the full order amount must accompany orders from new accounts until credit is established, unless C.O.D. or a credit card is specified.

### CHARGE ACCOUNTS:

We will gladly ship on open-charge account to customers with acceptable credit references. To establish credit, submit two business references and the name of your bank. Please send complete addresses.

### CREDIT CARDS:

If you have not established credit with B & P Lamp you may use a MasterCard, VISA, Discover, or American Express credit card. Carefully include your credit card number, expiration date, the C.I.D. number (last 3 numbers on back of card above your

signature), and the cardholder's name and credit card billing address.

**PAYPAL:** We now accept **PayPal** payments!

### C.O.D. ORDERS:

For established accounts there is no deposit for C.O.D. orders. For NEW ACCOUNTS, a deposit of 25% must accompany your C.O.D. order.

## DAMAGE CLAIMS

### RETURNED CHECKS:

Any check returned for non-payment will be subject to a \$30.00 service charge. Once a check has been returned, we may no longer accept checks from that individual or business.

All shipments are carefully packed by our experienced professional packers in accordance with existing requirements and practices. We are sincerely interested in keeping breakage to a minimum to reduce inconvenience to our customers and to our own administrative staff. **Nevertheless, breakage will occur and we cannot accept responsibility after we have received the carrier's receipt for merchandise received in good order.**

Should damage occur in transit, **DO NOT REFUSE TO ACCEPT THE SHIPMENT** as this will cause unnecessary delays and added expense.

**Please file damage claims immediately as they will not be accepted after 15 days.**

### UPS & FEDEX GROUND CLAIMS:

If merchandise is received damaged, obtain the delivering carrier's notation of damage and notify us immediately. We will assist you in every possible way in collecting your claims for loss or damage.

**Hold all merchandise and packing material in the original carton for inspection and recall, otherwise your claim cannot be paid.**

### PARCEL POST CLAIMS:

If merchandise is received damaged, obtain the delivering carrier's notation of damage and notify your local postmaster immediately.

### MOTOR FREIGHT CLAIMS:

If merchandise is received damaged, obtain the delivering carrier's notation of damage and notify your Motor Freight carrier immediately. Hold all merchandise and packing materials in the original carton until your claim is paid.

## RETURNED MERCHANDISE

### AUTHORIZATION:

Merchandise ordered in error or that is defective may be returned with our authorization. To receive authorization for return, please call 800-822-3450 and have your invoice ready, as well as an itemized list of goods to be returned, and the reason for their return.

**NO RETURNS WILL BE ACCEPTED AFTER 30 DAYS.** Please notify us as soon as possible regarding shortages or an incorrect shipment.

### RESTOCKING CHARGES:

We are always anxious to correct mistakes we make without incurring expense to you, however, merchandise ordered in error should be returned freight prepaid and there will be a 20% handling charge.

## THE B & P GUARANTEE:

We guarantee every item as to quality and construction. Adjustments to your satisfaction will be made on any item found to be defective. All wired lamps and electrical fixtures are assembled with U.L. listed material; some individual fixtures are U.L. listed. Some individual table lamps are U.L. listed, and the listing mark will be displayed in the product's description.

# TABLE OF CONTENTS – QUICK REFERENCE

<b>SOCKETS, CAPS, SHELLS, LINERS, INTERIORS, SOCKET CLUSTERS, SOCKET ADAPTERS</b> .....	1-30
<b>PLUGS, CONTROLS, SWITCHES, DIMMERS</b> .....	31-38
<b>SPOOL CORD, LAMP CORD SETS, BUSHINGS, WIRE, WIRE CONNECTORS, STRAIN RELIEF</b> .	39-46
<b>CROSS BARS, HICKEYS, FLANGE, SCREWS, CAPS, BALLS</b> .....	47-50
<b>NIPPLES, PIPE, REDUCERS, VASE CAPS</b> .....	51-54
<b>NUTS, WASHERS, CHECK RINGS, LOOPS, HOOKS, SWIVELS, COUPLINGS</b> .....	55-66
<b>1/8F FINIALS, ELBOWS, KEYS, NECKS, SPINDLES, SPACERS, SHADE ADAPTERS</b> .....	66-71
<b>HARPS, RISERS, SHADE ADAPTERS, SHADE DIFFUSERS, SPACERS</b> .....	72-75
<b>1/4-27F FINIALS, BALLS, DISPLAY STANDS, FINIAL BASES</b> .....	76-88
<b>CANDLE COVERS</b> .....	89-94
<b>LIGHT BULBS</b> .....	95-100
<b>METAL SHADES</b> .....	101-102
<b>CHAINS, CHAIN CONNECTORS, HOOKS, PENDANT SUPPORT</b> .....	103-112
<b>SOLID BRASS CANOPIES &amp; CANOPY KITS, SCHOOL HOUSE FIXTURE KITS</b> .....	113-126
<b>STEEL CANOPIES &amp; CANOPY KITS, BEAD CHAIN &amp; CENTER POST KITS, CEILING PANS</b>	127-136
<b>BACKPLATES</b> .....	137-140
<b>LAMP BASES, BREAKS, COLUMNS, LOADERS, CONNECTORS, BRASSTUBING</b> .....	141-149
<b>ARMS, CLUSTER BODIES, HOLLOW BALLS, CANDLE CUPS, HUSKS, BOBESCHE, SOCKET CUPS</b> ...	150-163
<b>GLASS HOLDERS</b> .....	164-168
<b>SHADE HOLDERS, TRIPODS, BANDING</b> .....	169-172
<b>LADDER AND JACK CHAIN, CHAIN CONNECTORS, HOOKS</b> .....	173
<b>OIL LAMP PARTS; BURNERS, COLLARS, HOOPS, CAPS, ADAPTERS</b> .....	174-180
<b>ALADDIN® PARTS</b> .....	181-184
<b>DIETZ LANTERNS</b> .....	185-186
<b>CUT OUT &amp; ELECTRIFIED BURNERS</b> .....	187-190
<b>MAKE-A-LAMP KITS, LAMP WIRING KITS, PENDANT KITS</b> .....	190-194
<b>CAST IRON WALL BRACKET PARTS, HANGING LAMP FRAMES, SHELF BRACKETS</b> .....	195-197
<b>FELT, FINISHING SUPPLIES, CLEANING SUPPLIES, LAMP AND FIXTURE TOOLS, LABELS</b> ....	197-200
<b>ALPHABETIC PRODUCT INDEX</b> .....	201-202
<b>ITEM NUMBER / PAGE NUMBER INDEX</b> .....	203-219
<b>U.L., R.U., C.S.A., AND ETL PRODUCT CERTIFICATION MARK DESCRIPTIONS</b> .....	220
<b>PIPE AND ROD THREAD DATA, SOCKET, CORD, AND KEROSENE PARTS SIZE REFERENCES</b> .	221-223

# LEVITON BRAND

## Complete Electrolier (E-26, Medium Base) Metal Shell Sockets - **NO UNO THREAD**

E26 = Edison Medium base thread screw shell socket and adaptors for use in North America

E-26, 1/8 IPS Cap, 250W-250V  
**W/SET SCREW, No UNO Thread**



### **3-Way Interior - Turn Knob**

- 40252** -Pol. & Lacq. Brass  $1\frac{3}{16}$ " mandrel
- 40252G** -Brite Gilt,  $1\frac{3}{16}$ " mandrel
- 40107N** -Nickel Finish,  $1\frac{3}{16}$ " mandrel

### **On/Off Interior - Turn Knob**

- 40250** -Pol. & Lacq. Brass  $1\frac{3}{16}$ " mandrel
- 40250G** -Brite Gilt,  $1\frac{3}{16}$ " mandrel
- 40109** -Nickel Finish,  $1\frac{3}{16}$ " mandrel

### **3 TERMINAL - Turn Knob**

- 40251** -Pol. & Lacq. Brass  $1\frac{3}{16}$ " mandrel
- 40251G** -Brite Gilt,  $1\frac{3}{16}$ " mandrel
- 40106N** -Nickel Finish,  $1\frac{3}{16}$ " mandrel

E-26, 1/8 IPS Cap, 250W-250V  
**NO SET SCREW, No UNO Thread**



Polished & Lacq. Brass

Brite Gilt

### **3-Way Interior - Turn Knob**

- 40140** -Pol. & Lacq. Brass
- 40140G** -Brite Gilt

### **On/Off Interior - Turn Knob**

- 40139** -Pol. & Lacq. Brass
- 40139G** -Brite Gilt

### **3 TERMINAL - Turn Knob**

- 40143** - Pol. & Lacq. Brass, less set screw



### **Push-Thru Interior**

E-26, 1/8 IPS Cap,  
660W-250V,  
**W/SET SCREW,**  
No UNO Thread

- 40253** - Pol. & Lacq. Brass
- 40253G** - Brite Gilt
- 40102N** - Nickel

### **Push-Thru Interior**

E-26, 1/8 IPS Cap,  
660W-250V,  
**NO SET SCREW,**  
No UNO Thread

- 40144** - Pol. & Lacq. Brass
- 40144G** - Brite Gilt



Polished & Lacq. Brass

Brite Gilt



Polished & Lacq. Brass



Brite Gilt



Nickel Finish



Polished & Lacq. Brass



Brite Gilt



### **Keyless Interior - On/Off - Full Keyless Style**

E-26, 1/8 IPS Cap, 660W-250V,  
**W/SET SCREW, No UNO Thread**

- 40131** -Pol. & Lacq. Brass
- 40131G** -Brite Gilt
- 40131N** -Nickel Finish

See page H-220 for an explanation of our product certification marks.



### **Keyless Interior - On/Off - Full Keyless Style**

E-26, 1/8 IPS Cap, 660W-250V,  
**NO SET SCREW, No UNO Thread**

- 40132** -Pol. & Lacq. Brass
- 40132G** -Brite Gilt

# LEVITON BRAND

Complete Electrolier (E-26, Medium Base) Metal Shell Sockets - With Set Screw - **NO UNO THREAD**

E26 = Edison Medium base thread screw shell socket and adaptors for use in North America



Polished & Lacq.  
Brass

**Pull Chain - On/Off Interior  
W/SET SCREW**

E-26, 1/8 IPS Cap, 5" chain,  
No UNO Thread

**3-Way Interior, 250W-250V**

- 40191** -Pol. & Lacq. Brass
- 40191G** -Brite Gilt

**On/Off Interior, 660W-250V**

- 40254** -Pol. & Lacq. Brass
- 40254G** -Brite Gilt



Polished & Lacq.  
Brass (3-way)

**Pull Chain Interior, NO SET SCREW**

E-26, 1/8 IPS Cap, 5" chain, No UNO Thread

**3-Way Interior, 250W-250V**

- 40135** -Pol. & Lacq. Brass

**On/Off Interior, 660W-250V**

- 40136** -Pol. & Lacq. Brass
- 40136G** -Brite Gilt



Polished & Lacq.  
Brass (On/Off)



Brite Gilt  
(On/Off)



**Pull Chain - On/Off Interior  
W/SET SCREW**

E-26, 1/8 IPS Cap, 660W-250V,  
5" chain, No UNO Thread

**F**AT BOY pull-chain socket with solid brass shell accepts regular edison size light bulbs and affords a more accurate restoration for early electric lamps and fixtures. **LEVITON Brand**

- 40270** -Pol. & Lacq. Brass



**Keyless Interior - On/Off  
- Short Keyless Style**

E-26, 1/8 IPS Cap, 660W-250V,  
**W/SET SCREW, No UNO Thread**

- 40105** - Pol. & Lacq. Brass
- 40104N** - Nickel Finish

**Keyless Interior - On/Off  
- Short Keyless Style**

E-26, 1/8 IPS Cap, 660W-250V,  
**NO SET SCREW, No UNO Thread**

- 40137** - Pol. & Lacq. Brass



E-26, 1/8 IPS Cap, 250W-250V  
**W/ SET SCREW,**  
No UNO Thread

**On/Off Interior - Fat Boy**

- 40260** -Pol. & Lacq. Brass



E-26, 1/8 IPS Cap, 150W-120V  
**W/ SET SCREW,**  
No UNO Thread

**Full Range Dimmer - Fat Boy**

- 40120** -Brite Gilt



E-26, 1/8 IPS Cap, 150W-120V,  
**W/SET SCREW,**  
No UNO Thread

**HI-LOW Dimmer**

- 40147** - Pol. & Lacq. Brass
- 40125N**- Nickel Finish

See page H-220 for an explanation of our product certification marks.

# LEVITON BRAND

## Complete Electrolier (Medium Base) Metal Shell Sockets - **WITH UNO THREAD**

E-26 = Edison Medium base thread screw shell socket and adaptors for use in North America

E-26, 1/8 IPS Cap, 250W-250V  
**W/SET SCREW, With UNO Thread**

### **3-Way Interior - Turn Knob**

- 40107** -Pol. & Lacq. Brass, 1<sup>3</sup>/<sub>16</sub>" mandrel
- 40207G** -Brite Gilt, 1<sup>3</sup>/<sub>16</sub>" mandrel

### **On/Off Interior - Turn Knob**

- 40100** -Pol. & Lacq. Brass, 1<sup>3</sup>/<sub>16</sub>" mandrel
- 40100B** -Pol. & Lacq. Brass, 1<sup>1</sup>/<sub>2</sub>" mandrel
- 40200** -Brite Gilt, 1<sup>3</sup>/<sub>16</sub>" mandrel
- 40200B** -Brite Gilt, 1<sup>1</sup>/<sub>2</sub>" mandrel

### **3 TERMINAL - Turn Knob**

- 40106** -Pol. & Lacq. Brass, 1<sup>3</sup>/<sub>16</sub>" mandrel
- 40206G** -Brite Gilt, 1<sup>3</sup>/<sub>16</sub>" mandrel



### **3-Way Interior - Turn Knob**

E-26, 1/8 IPS Cap, 250W-250V  
**NO SET SCREW, With UNO Thread**

- 40141** -Pol. & Lacq. Brass, 1<sup>3</sup>/<sub>16</sub>" mandrel



### **On/Off Interior - Turn Knob**

E-26, 1/8 IPS Cap,  
250W-250V,  
**W/SET SCREW,**  
With UNO Thread

- 40101** -Pol. & Lacq. Brass, 1<sup>3</sup>/<sub>16</sub>" mandrel
- 40101B** -Pol. & Lacq. Brass, 1<sup>1</sup>/<sub>2</sub>" mandrel



w/Side  
Outlet



### **Push-Thru Interior**

E-26, 1/8 IPS Cap,  
660W-250V,  
**W/SET SCREW,**  
With UNO Thread

- 40102** - Polished Brass
- 40202G** - Brite Gilt
- 40103** - Polished Brass,  
w/side outlet



### **Keyless Interior - On/Off - Short Keyless Style**

E-26, 1/8 IPS Cap, 660W-250V,  
**W/SET SCREW, With UNO Thread**

- 40104** - Pol. & Lacq. Brass
- 40204G** - Brite Gilt



### **Keyless Interior - On/Off - Short Keyless Style**

E-26, 1/8 IPS Cap, 660W-250V,  
**NO SET SCREW, With UNO Thread**

- 40138** - Pol. & Lacq. Brass



### **HI-LOW Dimmer Interior**

E-26, 1/8 IPS Cap, 150W-120V,  
**W/SET SCREW,**  
With UNO Thread

- 40125** - Pol. & Lacq. Brass
- 40125G** - Brite Gilt



### **Pull Chain Interior**

E-26, 1/8 IPS Cap,  
**W/SET SCREW, 5" chain,**  
With UNO Thread

### **3-Way Interior, 250W-250V**

- 40190** -Pol. & Lacq. Brass
- 40190G** -Brite Gilt

### **On/Off Interior, 660W-250V**

- 40108** -Pol. & Lacq. Brass
- 40108G** -Brite Gilt



**T**his remarkable socket makes a regular light bulb operate like a 3-Way bulb with high-low-off switch positions. Comes with removable turn knob and set screw cap.  
LEVITON Brand

See page H-220 for an explanation of our product certification marks.

# Modern Style Screw-Together Sockets

Unique styling and die cast aluminum shell & cap (w/set screw) make these sockets sturdy, economical, & dependable! 60 watt maximum in pendant application.



## 3-Way Interior - No UNO Thread

E-26, 1/8 IPS Cap, 250W-250V

- 47728A** -Antique Brass
- 47728SN** -Satin Nickel Finish
- 47728** -Brass Plated Finish
- 47728BK** -Satin Black Finish

Satin Nickel



## Keyless Interior - On/Off With UNO Thread & Ring

- Will fit neckless pendant glass using two UNO rings

E-26, 1/8 IPS Cap, 660W-250V

- 47730A** -Antique Brass
- 47730SN** -Satin Nickel Finish
- 47730** -Brass Plated Finish
- 47730BK** -Satin Black Finish

Brass Plated



## On/Off Interior - (2-Way) With UNO Thread & Ring

- Will fit neckless pendant glass using two UNO rings

E-26, 1/8 IPS Cap, 250W-250V

- 47731A** -Antique Brass
- 47731SN** -Satin Nickel Finish
- 47731** -Brass Plated Finish
- 47731BK** -Satin Black Finish

Antique Brass



## Keyless Interior - On/Off No UNO Thread

E-26, 1/8 IPS Cap, 660W-250V

- 47729A** -Antique Brass
- 47729SN** -Satin Nickel Finish
- 47729** -Brass Plated Finish
- 47729BK** -Satin Black Finish

Satin Black

## Die Cast UNO Rings for Modern Style Metal Lamp Sockets



Antique Brass

for #47730A & #47731A



Satin Nickel Finish

for #47730SN & #47731SN



Brass Plated Finish

for #47730 & #47731



Satin Black Finish

for #47730BK & #47731BK

Die Cast Aluminum UNO ring for Modern Style (E26) socket, 1 7/8" O.D., 3/8" height

- 40297A** -Antique Brass
- 40297SN** -Satin Nickel Finish
- 40297** -Brass Plated Finish
- 40297BK** -Satin Black Finish

# Brass Shell, Premium U.L. Listed Lamp Sockets - Flat Key

Solid brass cap & shell, medium base E26 socket w/flat key & stamped brass body, 250W-250V.

With UNO thread, & W/SET SCREW



Antique Brass Finish



Antique Bronze Finish



Polished & Lacq. Brass



Nickel Plated Brass



## On/Off Interior - Flat Key

- 47643A** -Antique Brass
- 47643B** -Antique Bronze
- 47643** -Polished & Lacq. Brass
- 47643N** -Nickel Plated Brass



## 3-Way Interior - Flat Key

- 47644A** -Antique Brass
- 47644B** -Antique Bronze
- 47644** -Polished & Lacq. Brass
- 47644N** -Nickel Plated Brass

See page H-220 for an explanation of our product certification marks.

E26 = Edison Medium base thread screw shell socket and adaptors for use in North America

# Brass Shell, Premium U.L. Listed Lamp Sockets

Medium base (E-26), 3-Way & On-Off (Brass Knob) Style Sockets are rated 250W-250V. Push-Thru, Pull Chain, & Short Keyless Style Sockets are rated 660W-250V. All Sockets are U.L. & C.S.A. Listed - **No UNO Thread**

E26 = Edison Medium base thread screw shell socket and adaptors for use in North America

E-26, 1/8 IPS Cap, 250W-250V, w/set screw, No UNO Thread



Antique Brass Finish



Antique Bronze Finish



Polished & Lacq. Brass



Nickel Plated Brass

## 3-Way Interior - Turn Knob

- 48273A** -Antique Brass
- 48273** -Polished & Lacq. Brass
- 48273N** -Nickel Plated Brass

## On/Off Interior - Turn Knob

- 48274A** -Antique Brass
- 48274B** -Antique Bronze
- 48274** -Polished & Lacq. Brass
- 48274N** -Nickel Plated Brass

See page H-220 for an explanation of our product certification marks.



Nickel Plated Brass

## Pull Chain (On-Off) Interior

E-26, 1/8 IPS Cap, 660W-250V, w/set screw, No UNO Thread

- 48286A** -Antique Brass
- 48286N** -Nickel Plated Brass



Antique Brass Finish

## Push-Thru Interior

E-26, 1/8 IPS Cap, 660W-250V, w/set screw, No UNO Thread



- 48281A** -Antique Brass
- 48281B** -Antique Bronze
- 48281** -Polished & Lacq. Brass
- 48281N** -Nickel Plated Brass



Antique Bronze Finish

## Keyless Interior - Short Keyless Style

E-26, 1/8 IPS Cap, 660W-250V, w/set screw, No UNO Thread

- 48291A** -Antique Brass
- 48291B** -Antique Bronze
- 48291** -Polished & Lacq. Brass
- 48291N** -Nickel Plated Brass



## Brass Shell Dimmer Sockets, Top Quality - U.L. Listed

Medium base (E-26), U.L.Listed sockets have stamped brass caps and shells with a choice of four beautiful finishes. Each complete socket comes with a smooth, infinitely variable dimmer socket interior with removable turn knob.

### Full Range Dimmer - Turn Knob

E-26, 1/8 IPS Cap, 150W-120V, w/set screw, No UNO Thread



- 47667A** -Antique Brass
- 47667B** -Antique Bronze
- 47667** -Polished & Lacq. Brass
- 47667N** -Nickel Plated Brass



Antique Brass Finish



Antique Bronze Finish



Polished & Lacq. Brass



Nickel Plated Brass

# Brass Shell, Premium U.L. Listed Lamp Sockets

Medium base (E-26), 3-Way & On-Off (Brass Knob) Style Sockets are rated 250W-250V. Push-Thru, Pull Chain, & Short Keyless Style Sockets are rated 660W-250V. All Sockets are U.L. & C.S.A. Listed - **With UNO Thread**

E26 = Edison Medium base thread screw shell socket and adaptors for use in North America



E-26, 1/8 IPS Cap, 250W-250V, w/set screw, With UNO Thread

### 3-Way Interior - Turn Knob

- 48270A** -Antique Brass
- 48270B** -Antique Bronze
- 48270** -Polished & Lacq. Brass
- 48270N** -Nickel Plated Brass

### On/Off Interior - Turn Knob

- 48272A** -Antique Brass
- 48272B** -Antique Bronze
- 48272** -Polished & Lacq. Brass
- 48272N** -Nickel Plated Brass

Antique Brass Finish

Antique Bronze Finish

Polished & Lacq. Brass

Nickel Plated Brass



### Pull Chain (On-Off) Interior

E-26, 1/8 IPS Cap, 660W-250V, w/set screw, With UNO Thread

- 48285A** -Antique Brass
- 48285B** -Antique Bronze
- 48285** -Polished & Lacq. Brass
- 48285N** -Nickel Plated Brass

Antique Brass Finish



### Push-Thru Interior

E-26, 1/8 IPS Cap, 660W-250V, w/set screw, With UNO Thread

- 48280A** -Antique Brass
- 48280B** -Antique Bronze
- 48280** -Polished & Lacq. Brass
- 48280N** -Nickel Plated Brass

Antique Bronze Finish

### Keyless Interior - Short Keyless Style

E-26, 1/8 IPS Cap, 660W-250V, w/set screw, With UNO Thread



- 48290A** -Antique Brass
- 48290B** -Antique Bronze
- 48290** -Polished & Lacq. Brass
- 48290N** -Nickel Plated Brass

Antique Brass Finish

See page H-220 for an explanation of our product certification marks.



Antique Brass Finish



Antique Bronze Finish



Brass Plated Finish



Nickel Plated Finish

For Lamp Harps with Finishes Matched to These Sockets See Page H-73

# HeavyTurned Solid Brass, Premium Lamp Sockets - **No UNO Thread**

E26 = Edison Medium base thread screw shell socket and adaptors for use in North America



Antique Brass Finish

Antique Bronze Finish

Polished & Lacq. Brass

New! Polished, Unfinished Brass

New! Satin Brass Finish

Nickel Plated Brass



New! Satin Nickel

**T**hese high quality, U.L. listed lamp holders are specially designed for use in the repair & restoration of fine portable lighting, and the manufacture of custom lighting. Each style comes with a threaded cap & shell for superior strength and beauty. Sockets are Medium Base (Edison) size and have 1/8F socket caps with set screws - NO UNO thread.



E-26, 1/8 IPS Cap, 250W-250V, w/set screw, No UNO Thread

### **3-Way Interior - Turn Knob**

- 48243A** -Antique Brass
- 48243B** -Antique Bronze
- 48243** -Polished & Lacq. Brass
- 48243U** -Polished, Unfin. Brass
- 48243SB** -Satin Brass Finish
- 48243N** -Nickel Plated Brass
- 48243SN** -Satin Nickel

### **On/Off Interior - Turn Knob**

- 48244A** -Antique Brass
- 48244** -Polished & Lacq. Brass
- 48244N** -Nickel Plated Brass



### **Push-Thru Interior**

E-26, 1/8 IPS Cap, 660W-250V, w/set screw, No UNO Thread

- 48251A** -Antique Brass
- 48251** -Polished & Lacq. Brass
- 48251N** -Nickel Plated Brass

Antique Brass Finish

See page H-220 for an explanation of our product certification marks.



### **Keyless Interior - Short Keyless Style**

E-26, 1/8 IPS Cap, 660W-250V, w/set screw, No UNO Thread

- 48261A** -Antique Brass
- 48261** -Polished & Lacq. Brass
- 48261N** -Nickel Plated Brass

Antique Brass Finish

## HeavyTurned Brass, Premium Lamp Sockets with Dimmer

Medium base (E-26), U.L.Listed sockets have turned brass, threaded caps and shells for superior strength and safety. Each complete socket comes with a smooth, infinitely variable WA-209 dimmer socket interior with removable turn knob.



E-26, 1/8 IPS Cap, 150W-120V, w/set screw, No UNO Thread



Antique Brass Finish



Antique Bronze Finish



Polished & Lacq. Brass



Nickel Plated Brass

**47661A** - Medium base E26, 150 watt full range **dimmer socket**, 120V, Antique Brass Finish, turned brass body, NO UNO threads, with screw terminals, interior with removable knob

**47661B** - Medium base E26, 150 watt full range **dimmer socket**, 120V, Antique Bronze Finish, turned brass body, NO UNO threads, with screw terminals, interior with removable knob

**47661** - Medium base E26, 150 watt full range **dimmer socket**, 120V, Polished & Lacq. Brass, turned brass body, NO UNO threads, with screw terminals, interior with removable knob

**47661N** - Medium base E26, 150 watt full range **dimmer socket**, 120V, Nickel Plated Brass, turned brass body, NO UNO threads, with screw terminals, interior with removable knob

# Heavy Turned Solid Brass, Premium Lamp Sockets - **With UNO Thread**

E26 = Edison Medium base thread screw shell socket and adaptors for use in North America



**T**hese high quality, U.L. listed lamp holders are specially designed for use in the repair & restoration of fine portable lighting, and the manufacture of custom lighting. Each style comes with a threaded cap & shell for superior strength and beauty. Sockets are Medium Base (Edison) size and have 1/8F socket caps with set screws - With UNO thread.

**E-26, 1/8 IPS Cap, 250W-250V, w/set screw, With UNO Thread**

<b>3-Way Interior - Turn Knob</b>		<b>On/Off Interior - Turn Knob</b>	
<b>48240A</b>	-Antique Brass	<b>48242A</b>	-Antique Brass
<b>48240B</b>	-Antique Bronze	<b>48242B</b>	-Antique Bronze
<b>48240</b>	-Polished & Lacq. Brass	<b>48242</b>	-Polished & Lacq. Brass
<b>48240U</b>	-Polished, Unfin. Brass	<b>48242N</b>	-Nickel Plated Brass
<b>48240N</b>	-Nickel Plated Brass	<b>48242SN</b>	-Satin Nickel



**On/Off Pull Chain Interior**  
 E-26, 1/8 IPS Cap, 660W-250V, w/set screw, With UNO Thread

- 48255A** -Antique Brass
- 48255B** -Antique Bronze
- 48255** -Polished & Lacq. Brass
- 48255N** -Nickel Plated Brass

Nickel Plated Brass



Antique Brass Finish

**Keyless Interior - Short Keyless Style**  
 E-26, 1/8 IPS Cap, 660W-250V, w/set screw, With UNO Thread

- 48260A** -Antique Brass
- 48260B** -Antique Bronze
- 48260** -Polished & Lacq. Brass
- 48260N** -Nickel Plated Brass



Antique Bronze Finish

## Heavy Turned Brass, Premium Lamp Sockets with Dimmer w/UNO

Medium base (E-26), U.L. Listed sockets have turned brass, threaded caps and shells for superior strength and safety. Each complete socket comes with a smooth, infinitely variable dimmer socket interior w/removable turn knob.



Polished & Lacq. Brass



Antique Brass Finish

**Full Range Dimmer - Turn Knob**  
 E-26, 1/8 IPS Cap, 150W-120V, w/set screw, With UNO Thread

- 47660** -Polished & Lacq. Brass
- 47660A** -Antique Brass

See page H-220 for an explanation of our product certification marks.

## Brass UNO Ring for Turned Brass Premium Lamp Sockets



Antique Brass      Antique Bronze      Pol. & Lacq. Brass      Nickel Plated Brass

Solid Brass UNO ring for Sunlite standard base (E26) socket, 1 1/8" O.D., .21" height

- 40295A** -Antique Brass
- 40295B** -Antique Bronze
- 40295** -Pol. & Lacq. Brass
- 40295N** -Nickel Plated Brass

# Metal Shell, U.L. Listed Economy Lamp Sockets with Dimmer

Medium base (E-26), U.L. Listed sockets have aluminum caps & shells for economy. Each complete socket comes with a smooth, infinitely variable WA-209 dimmer socket interior with removable turn knob, and socket cap set screw.

E26 = Edison Medium base thread screw shell socket and adaptors for use in North America



**47669A** - Medium base E26, 150 watt 120V full range **dimmer socket**, aluminum body, Antique Brass Finish, NO UNO threads, with screw terminals, interior, removable knob



**47668** - Medium base E26, 150 watt 120V full range **dimmer socket**, aluminum body, Brite Gilt Finish, NO UNO threads, with screw terminals, interior, removable white knob



**47668N** - Medium base E26, 150 watt 120V full range **dimmer socket**, aluminum body, Nickel Finish, NO UNO threads, with screw terminals, interior, removable white knob



# Metal Shell, U.L. Listed Economy Lamp Sockets

Medium base (E-26), U.L. Listed sockets have aluminum caps & shells for economy, and socket cap set screw.

## Keyless Interior - Short Keyless Style

E-26, 1/8 IPS Cap, 660W-250V, w/set screw, No UNO Thread

- 48348A** -Antique Brass Finish
- 48348** -Brite Gilt Finish
- 48348N** -Nickel Finish



Antique Brass Finish



Brite Gilt Finish



Nickel Finish

## 3-Way Interior - Turn Knob

E-26, 1/8 IPS Cap, 250W-250V, w/set screw, No UNO Thread

- 48346A** -Antique Brass Finish
- 48346** -Brite Gilt Finish
- 48346N** -Nickel Finish



Antique Brass Finish



Brite Gilt Finish



Nickel Finish



E26, 660W-250V, Medium Base, Turn knob socket with brass plated shell & No side outlet

**48347- 3-Terminal** socket (for wiring bottom light)



**47642- Full Keyless** medium base E26 socket, aluminum body, screw terminals, 660W,250V, Brite Gilt finish, NO UNO, with set screw

See page H-220 for an explanation of our product certification marks.

# Metal Shell, U.L. Listed Economical Lamp Sockets

Medium base (E-26), U.L.Listed sockets have aluminum caps & shells for economy, and socket cap set screw.

E26 = Edison Medium base thread screw shell socket and adaptors for use in North America



## On-Off Interior - Turn Knob

E-26, 1/8 IPS Cap, 250W-250V,  
w/set screw, No UNO Thread

- 48345A** -Antique Brass Finish
- 48345** -Brite Gilt Finish
- 48345N** -Nickel Finish

Antique Brass  
Finish

Brite Gilt  
Finish

Nickel  
Finish



## On-Off Pull Chain Interior

E-26, 1/8 IPS Cap, 250W-250V,  
w/set screw, No UNO Thread

- 48320A** -Antique Brass Finish
- 48320** -Brite Gilt Finish
- 48320N** -Nickel Finish

Antique Brass  
Finish

Brite Gilt  
Finish

Nickel  
Finish



## Push-Thru Interior (w/side outlet)

E-26, 1/8 IPS Cap, 660W-250V,  
w/set screw, No UNO Thread

- 48340A** -Antique Brass Finish
- 48340** -Brite Gilt Finish
- 48340N** -Nickel Finish

Antique Brass  
Finish

Brite Gilt  
Finish

Nickel  
Finish



## Push-Thru Interior

E-26, 1/8 IPS Cap, 660W-250V,  
w/set screw, No UNO Thread

- 48341A** -Antique Brass Finish  
(no side outlet)
- 48341** -Brite Gilt Finish  
(no side outlet)
- 48341N** -Nickel Finish  
(no side outlet)

Antique Brass  
Finish

Brite Gilt  
Finish

Nickel  
Finish

See page H-220 for an explanation of our product certification marks.

# LEVITON Brand E-26 (Medium Base) Socket Interiors & Fixture Sockets



**48206**- E26, 250W-250V, medium base **Three terminal** turn knob socket interior for wiring bottom light. Comes w/o insulator.  $1\frac{3}{16}$ " mandrel. **LEVITON** Brand. See wiring diagram on p. H-201



**48204**- E26, 660W-250V, medium base **Short Keyless** socket interior for wiring chandeliers, sconces, etc. Has no insulator. **LEVITON** Brand



**48204L**- Leviton brand **Full Keyless** medium base E26 electrolier interior, 660W-250V, **LEVITON** Brand



**48202**- E26, 660W-250V **Push-Thru** medium base socket interior. Comes w/o insulator. **LEVITON** Brand



E26, 250W-250V. Regular, medium base **ON-OFF** turn knob socket interior with short insulator. 2" mandrel is good for wiring #2 cut-out burners.

**48201**-  $1\frac{3}{16}$ " mandrel - **LEVITON** Brand  
**48201C**- 2" mandrel - Import

**48220**- E26, 660W-250V, medium base **Keyless 3-terminal** socket interior for use with **3-Way** bulbs. Must be controlled with a separate switch such as our #40402i, 40402N (page H-37). Comes w/o insulator. **LEVITON** Brand. See wiring diagram on p. H-201



**48207**- E26, 250W-250V, medium base Turn knob socket for **3-Way** bulbs. Comes w/o insulator. **LEVITON** Brand



**48221**- E26, 250W-250V, medium base **HI-LOW Dimmer** socket interior w/removable turn knob. Makes a regular single filament light bulb work like a 3-way with Hi, Lo, & Off positions. Comes w/o insulator. Mandrel threaded 6-32. **LEVITON** Brand



**48111**- E26, 250W-250V, medium base **3-Terminal** Turn Knob socket (for wiring bottom light) with 1/8F hickey, full length paper insulator & short mandrel. **LEVITON** Brand



**48130**- E26, 250W-250V, medium base **On-Off Pull Chain** socket interior for **FAT BOY** only. Pull-chain socket interior fits Fat Boy socket shells only. Requires use of our #40327 insulator. U.L. listed. Fits our #40116 cluster socket. **LEVITON** Brand



Medium base, Pull chain socket interior with 5" chain (Electrolier -Reg. size). Comes w/o insulator. **LEVITON** Brand

**48210**- **On-Off Pull Chain** E26, 660W-250V

**48216**- **3-Way Pull Chain** E26, 250W-250V (Lo-Med.-Hi-Off)



E26, 250W-250V Medium base turn knob socket with 1/8F tap hickey, full paper insulator and short mandrel. **LEVITON** Brand

**48112**- For **3-Way** bulbs



**48212**- E26, 250W-250V Medium base, adjustable height, **On-Off** Turn Knob candle socket. Adjusts from 4" to 5 1/4". Comes w/short insulator. **LEVITON** Brand

See page H-220 for an explanation of our product certification marks.

# E-26 (Medium Base) Fixture Sockets



**48208-** E26, 660W-250V Medium base, adjustable **Keyless** candle socket. Height adjusts from 4" to 5 3/4" & comes w/a long paper insulator.  
**LEVITON** Brand



**48208i-** E26, 660W-250V, medium base, adjustable **Keyless** candle socket. Ht. adjusts from 4" to 5 3/4" & comes w/a long paper insulator.



**48225-** E26, 660W-250V Medium base **Keyless** candle socket. 2" height with 1/8F hickey and long insulator.  
**LEVITON** Brand



**48225i-** E26, 250W-250V Medium base **Keyless** candle socket. 2" height with 1/8F hickey & long insulator.



**48212i-** E26, 250W-250V Medium base, adjustable height, **On-Off Turn Knob** candle socket. Adjusts from 4" to 5 1/2". Comes w/short insulator.



E26, 250W-250V Medium size turn knob socket with 1/8F tap hickey, full paper insulator and short mandrel.  
**48112i-** For **3-Way** bulbs  
**48111i-** **3-Terminal** for wiring bottom light - NOT UL Listed



**48226i-** E26, 660W-250V Medium base, **Keyless** candle socket, 3" ht. with 1/8F hickey, comes with long paper insulator.



**48226-** E26, 660W-250V Medium base, **Keyless** candle socket, 3" ht. with 1/8F hickey, comes with long paper insulator.  
**LEVITON** Brand

# E-26 (Medium Base) Socket Interiors



**48200-** **On-Off** turn knob medium base E26 socket interior with 2" long mandrel (4-36), 250W-250V



**48110i-** **On-Off** medium base E26 socket with paper shell insulator, removable turn knob & hickey, 1/8F hickey, 2 1/2" height, 250W-250V



**48210i -** **Pull chain** medium base E26 interior, 5" chain, 660W-250V



**48201i-** **On-Off** turn knob medium base E26 interior, short mandrel, 250W, 250V



**48207i-** **3-way** turn knob medium base E26 interior, short mandrel, 250W-250V



**48206i-** **3-terminal** medium base E26 turn knob interior, short mandrel, 250W, 250V



**48202i-** **Push-Thru** medium base E26 interior, 660W, 250V



**48204i-** **Short keyless** medium base E26 interior, 660W-250V

# LEVITON Brand Metal Socket Caps & Shells

**VERY IMPORTANT!** All socket components listed below are new Leviton production and WILL NOT FIT OLD LEVITON PRODUCTION (pre-China made) components. Matching old with new caps or shells will result in a poor fit and may create an ELECTRICAL HAZARD. Leviton's new production socket shells are marked "China", the socket caps are not marked. If you are not sure whether your caps or shells are new "China" production, please make sure you order a cap with a shell on this page.



**ONE SLOT**, electrolier (medium size) socket shells for use with any of the socket caps on this page. Shells are paper-lined insulated. **LEVITON** Brand

- 40310**- Brass, Polished & Lacq., w/uno thread
- 40310G**- Brite gilt, w/uno thread
- 40308**- Brass, Polished & Lacq., NO uno thread
- 40308G**- Brite gilt, NO uno thread
- 40310N**- Nickel, NO uno thread



**TWO SLOT**, electrolier (medium size) socket shells for use with push-thru type socket interiors. Fits any of the socket caps on this page. Shells are paper-lined insulated. **LEVITON** Brand

- 40311**- Brass, Polished & Lacq., w/uno thread
- 40311G**- Brite gilt, w/uno thread
- 40309**- Brass, Polished & Lacq., NO uno thread
- 40309G**- Brite gilt, NO uno thread
- 40311N**- Nickel, NO uno thread



**SHORT KEYLESS** electrolier (medium size) socket shell w/paper lining. **LEVITON** Brand

- 40312**- Brass, Polished & Lacq., w/uno thread
- 40312G**- Brite gilt w/uno thread
- 40312N**- Nickel, NO uno thread
- 40313**- Brass, Polished & Lacq., NO uno thread



**40314**- Brass plated, **bridge arm swivel bracket socket cap adapter**. Designed to screw into any 1/8F socket cap. If used on a floor lamp bridge arm, we recommend using one of our turned brass premium sockets on pages H-7 & H-8 of this catalog.



**40307**- Solid brass, medium size **full keyless** shell with paper insulator, no UNO threads. **LEVITON** Brand



**40307G**- Aluminum, medium size **full keyless** shell with paper insulator, brite gilt finish, no UNO threads. **LEVITON** Brand



**40307N**- Aluminum, medium size **full keyless** shell with paper insulator, nickel finish, no UNO threads. **LEVITON** Brand



1/8F

Medium Size Socket Caps with **1/8F** thread and set screw. **LEVITON** Brand

- 40300**- Brass, Polished & Lacq.
- 40300G**- Brite Gilt
- 40300N**- Nickel
- 40303**- Brass, Polished & Lacq. NO Set Screw
- 40303G**- Brite Gilt, NO SetScrew



1/8F

**40301**- Medium Size Brass Socket Cap, polished & lacq. finish, with **1/8F** thread and set screw & side outlet. **LEVITON** Brand



1/4F

**40300M**- Medium Size Brass Socket Cap, polished & lacq. finish, with **1/4F** thread and set screw. **LEVITON** Brand

See page H-220 for an explanation of our product certification marks.

## Fat Boy (Medium) Socket Components



**48211F**- E26, 250W-250V Reg. **ON-OFF** switch Medium base turn knob socket for Fat Boy size socket cap & shell. **LEVITON** Brand



**40308F**- Solid brass, one-slot socket shell for Fat Boy socket & socket cap, comes with paper insulator, no UNO threads. **LEVITON** Brand



**40300F**- Brass Socket Cap for Fat Boy socket/socket shell, polished & lacq. finish, with **1/8F** thread and set screw. **LEVITON** Brand



**40327**- Long paper insulator to fit Leviton FAT BOY socket interiors and many old ones. Has one slot.

# Paper Insulators, Porcelain Socket Interiors, Keys



**40330**- Paper insulating liner for medium base socket, 39.10mm height, 1mm thick material, 27.68mm I.D., 29.68mm O.D., fits some older sockets



**40326**- Long paper insulator to fit medium base socket interiors. Has one slot.



**40321**- **Push Thru** paper liner for medium base socket. Has 2 slots.



**40327**- Long paper insulator to fit Leviton **FAT BOY** socket interiors and many old ones. Has one slot.



**40325**- Short paper insulator fits over the screw shell of medium base socket interiors



**40320**- **Keyless** paper liner for medium base (metal shell) socket.



**40322**- **Keyless** liner for medium base candle-type sockets



**40323**- Keyless Candle Socket liner, E-12 can-delabra base.



**40324**- Socket Cap liner for medium base socket.



**21156**- Phenolic Turn Knob, black, 4/36F



Die Cast Key

**20920A**- Ant. Brass Finish & Lacq.  
4/36 Thread, 1 5/8" long



Die Cast Key

**20920**- Brass Plated & Lacq.  
4/36 Thread, 1 5/8" long



### Brass Key Extensions

Regular Thread 4/36F x 4/36M.  
Sizes Do Not Include Male Thread

- 20921** - 1/2"
- 20894** - 3/4"
- 20922** - 1"
- 20895** - 1 1/4"

**21155** - 3/4" long, 6/32F X 4/36M

Knurled Switch Knob, 1 1/8" length

**20928**- Brass, Unfinished  
4/36F thread



**Porcelain Turn Knob Socket Interiors.** These medium base interiors should be very handy for restoring or repairing lamps that suffer from heat build-up. 250V-250W

**48201P**- On-Off (2-way)  
**48207P**- 3-way

See page H-220 for an explanation of our product certification.

Your Choice of Chain & Pull Finish!



Antique Finish Pictured



**Porcelain Pull-Chain Socket Interiors** (medium base) for manufacturing or repairing lamps that suffer from heat build-up. 250V-250W.

**48210A** - Antique Finish Pull-Chain  
**48210P** - Polished & Lacq. Finish Pull Chain

## Keys - Socket Switch Knobs

Solid Brass Knurled Key

**21007**- Brass, Polished & Lacq.  
4/36F, 9/16" dia., 3/4" overall



Solid Brass Knurled Key

**21007A**- Brass, Antique Brass Finish  
4/36F, 9/16" dia., 3/4" overall



Solid Brass Knurled Key

**21007B**- Brass, Antique Bronze Finish  
4/36F, 9/16" dia., 3/4" overall



Solid Brass Knurled Key

**21007N**- Brass, Nickel Plated  
4/36F, 9/16" dia., 3/4" overall



1" Knurled Brass Key, 4-36F tap to fit most electric sockets (turn knob).

**20924**- Burn. & Lacq.  
4-36F thread, 1" overall



Solid Brass Knurled Key

**20923** - Unfinished  
4/36F thread, 5/8" long



Knurled Switch Knob

**20818U**- Brass, Unfinished  
4/36F thread, 5/8" length



# Early Style Electric Clusters

Pre-wired 2-lite cluster with Fat Boy pull-chain swivel sockets - All Solid Brass. Tap 1/8F top X 1/4F bottom (for 1/8F bottom order #20912 reducer)



**40112-** Polished & Lacquered Brass, Pre-wired 2-lite cluster with pull-chain swivel sockets - all **solid brass**. Tap 1/8F top X 1/4F bottom (for 1/8F bottom order #20912 reducer). 250W-250V



**40118-** Nickel Plated Brass, Pre-wired 2-lite cluster with pull-chain swivel sockets - all **solid brass**. Tap 1/8F top X 1/4F bottom (for 1/8F bottom order #20912 reducer). 250W-250V



**40119-** Antique Brass Finish. Pre-wired 2-lite cluster with pull-chain swivel sockets - all **solid brass**. Tap 1/8F top X 1/4F bottom (for 1/8F bottom order #20912 reducer). 250W-250V



**For 2 Lights**

## IMPROVED Brass Cluster Head

New CLUSTER HEAD has a heavy gauge body and 1/8M brass nipples that are neatly flanged then soldered inside, for a stronger, safer connection for your lamp holder sockets. Cluster also comes with a 1/4-27F turned brass finial & either 1/8F or 1/4F base mount.

### For 2 Lights

#### 1/8F Bottom Mount

**10458-** For 2 lights, Pol. & Lacq.  
**10458U-** For 2 lights, Unfinished

### For 3 Lights

#### 1/8F Bottom Mount

**10457U-** For 3 lights, Unfinished



**For 3 Lights**



**40116-** Unfinished brass. Pre-wired 2-lite cluster with pull-chain swivel sockets - all **solid brass**. Tap 1/8F top X 1/4F bottom (for 1/8F bottom order #20912 reducer). 250W-250V.



Adjustable Cluster w/Brass Electrolier size pull-chain sockets (8 1/2" - 13" ht.). Has 1/8F tap bottom. 250W-250V

**10410-** Steel, brass plated & lacquered  
**10411-** Solid brass, polished & lacquered



8 1/2"-13" Adjustable Cluster w/ 1/8F bott. & 1/8M arm nipples.

**10414-** Steel, brass plated & lacquered  
**10415-** Solid brass polished & lacquered

Adjustable Cluster with pull chain sockets (adjust 10"-15"). Has 1/8F finial & 1/8F bottom. 250W-250V

**10420-** Solid brass, polished & lacquered



# Socket & Lamp Clusters



**10408K**- S-type, 2-Light Cluster Body Wired with **keyless** sockets.  $7\frac{5}{8}$ " across, 1/8F top, 1/4F bottom with 1/8 IP arms. Brass plated steel. 660W-250V



S-type, 2-light cluster body wired with medium base E26 **pull chain** sockets, 1/8F top, 1/8F bottom, 14" 18/2 SPT-2 105°C lamp cord. Choice of finish. 250W-250V



**10408P**- S-type, 2-Light Cluster Body Wired with **pull chain** sockets.  $7\frac{5}{8}$ " across, 1/8F top, 1/4F bottom with 1/8 IP arms. Brass plated steel. 250W-250V




Solid Brass 3-Arm Cluster Body, top & bottom tap 1/8F, arms threaded  $\frac{1}{2}$ " long x 1/8M,  $3\frac{1}{2}$ " dia.

**10404U** - Unfinished  
**10404** - Polished & Lacq.

**10412N** - Nickel plated finish, clear silver cord  
**10412** - Brass plated finish, clear gold cord  
**10412A** - Antique brass finish, clear gold cord

**10408**- S-type, 2-Light Cluster Body.  $7\frac{1}{2}$ "



across, 1/8F top, 1/4F bottom with 1/8 IP arms. Brass plated steel.



**10407U**- S-type, 2-Light cluster body - solid brass.  $5\frac{1}{4}$ " across body 1/8F x 1/8F, 1/8 IP arms. Unfinished

## Phenolic Socket Shells & Parts (for E-26 Medium Size Sockets)



**40315**- Phenolic shell with Uno threads to complete socket caps #40306, #40305, or #40304. **LEVITON** Brand



**40316**- Outer threaded phenolic shell for use with ring #40318, and inner female threads to complete socket caps #40306, #40305, or #40304. **LEVITON** Brand



**40306**- Phenolic 2-slot cap with 1/8F thread and set screw, fits shells #40315 & #40316. **LEVITON** Brand



**40305**- Phenolic keyless cap with 1/8F thread & set screw, fits shells #40315 & #40316. **LEVITON** Brand



**40304**- Phenolic one-slot cap with 1/8F thread and set screw, fits shells #40315 and #40316. **LEVITON** Brand



**40275W**- Threaded E26 socket replacement shell, fits 40282W threaded ring & 40279W cap, white urea



**40276W**- Smooth E26 socket replacement shell, fits 40279W cap, white urea



**40279W**- Smooth E26 socket replacement cap, fits 40276W shell, white urea



**40278**- Phenolic one-slot cap for phenolic sockets, 1/4IP metal threaded bottom, no set screw.



**40282W**- Socket replacement ring for 40275W threaded E26 socket shell, white urea



**40282**- Phenolic UNO ring for phenolic sockets



**40318**- Phenolic ring for use with shell #40316. **LEVITON** Brand

# Phenolic E-26 Medium Base Lamp Sockets

See page H-220 for an explanation of our product certification marks.

E26 = Edison Medium base thread screw shell socket and adaptors for use in North America



**47675- Short Keyless** socket, 1/8IP cap, no UNO threads, 660W-250V, 3-piece set w/screw terminals



**47671- Pull-Chain** socket w/brass finish chain, 1/8IP cap, no UNO threads, 660W-250V, 3-piece set, w/screw terminals



**47672- Push-Thru** socket, 1/8IP cap, no UNO threads, 660W-250V, 3-piece set, w/screw terminals



Turn-Knob socket, 1/8IP cap, no UNO threads, 250W-250V, 3-piece set, w/screw terminals.

**47673- On-Off** interior

**47674- 3-Way** interior



**47724-** Medium base E26 phenolic 2 piece bottom, **On-Off** turn knob husk socket, screw terminals, 1/8IP x 3/8" long bushing, 660W-250V



**47687- Short Keyless** socket, 1/8IP cap, threaded shell w/ring, 660W-250V, 4-piece set, w/screw terminals, can be used with 20050 series jar lids & neckless glass holders



**47680- Long Keyless** socket, 1/8IP cap, UNO threads, 660W-250V, 3-piece set, w/screw terminals



**47676- Pull-Chain** socket w/brass finish chain, 1/8IP cap, UNO threads, 660W-250V, 3-piece set, w/screw terminals



**47677- Push-Thru** socket, 1/8IP cap, UNO threads, 660W-250V, 3-piece set, w/screw terminals



Phenolic turn-knob socket, 1/8IP cap, UNO threads, 250W-250V, 3-piece set, w/screw terminals.

**47678- On-Off** interior

**47679- 3-Way** interior



**47686- Long Keyless** socket, 1/8IP cap, threaded shell with ring, 660W-250V, 4-piece set, w/screw terminals



**47682- Pull-Chain** socket w/ brass finish chain, 1/8IP cap, threaded shell with ring, 660W-250V, 4-piece set, w/screw terminals



**47683- Push-Thru** socket, 1/8IP cap, threaded shell with ring, 660W-250V, 4-piece set, w/screw terminals



Phenolic turn-knob socket, 1/8IP cap, threaded shell with ring, 250W-250V, 4-piece set, w/screw terminals

**47684- On-Off** interior

**47685- 3-Way** interior

# E-26 Medium Base Phenolic Lampholders



**40262-** E26, 660W-250V, **On-Off Pull Chain** phenolic shell socket with set screw in 1/8F cap and Uno threads shell. **LEVITON Brand**



**40263-** E26, 660W-250V, **Push-Thru** phenolic shell socket with set screw in 1/8F cap and Uno threads shell. **LEVITON Brand**



E26, 250W-250V, Turn Knob phenolic shell socket with set screw in 1/8F cap & Uno threaded shell. **LEVITON Brand**  
**40264-** Regular **On-Off** turn knob  
**40265-** **3-Way** turn knob for 3-way bulbs



**40266-** E26, 660W-250V, **Keyless** phenolic shell socket with set screw in 1/8F cap and Uno threads shell. **LEVITON Brand**



**40262R-** E26, 660W-250V, **On-Off Pull Chain** socket with phenolic shell and 1/8F cap with set screw, and threaded shell with ring. **LEVITON Brand**



**40264R-** E26, 250W-250V, Regular **ON-Off Turn Knob** phenolic shell socket with 1/8F cap with set screw & threaded shell w/ring. **LEVITON Brand**



**40265R-** E26, 250W-250V, **3-Way** phenolic shell turn knob socket with 1/8F cap with set screw and threaded shell with ring. **LEVITON Brand**



**40266R-** E26, 660W-250V, **Keyless** phenolic shell socket with 1/8F cap with set screw & threaded shell w/ring. **LEVITON Brand**



**48106-** E26, 660W-250V. Medium base phenolic 2 piece bottom, **On-Off** turn knob husk socket, screw terminals, 1/8IP X 1/4" long bushing. **LEVITON Brand**



E26, 660W-250V, High heat, medium base phenolic fixture socket with **On-Off** bottom turn knob switch. 1 1/4" dia. body. **LEVITON Brand**



**48300-** E26, 660W-250V, Medium base, **keyless** phenolic fixture socket with removable 1/2" 1/8F hickey. (1 7/8" overall ht.). **LEVITON Brand**



**48101-** E26, 660W-250V, Medium base, **Keyless** phenolic fixture socket w/detachable hickey tapped 1/8F. (1 7/8" overall ht.). **LEVITON Brand**



**20051BK-** Steel mason jar lid with 2.40" diameter center hole to fit E26 phenolic pendant socket with ring (not included). 10 air vent holes (.22" diameter), 2 7/8" O.D., satin black finish.



**47700-** E26, 660W-250V, **Keyless** medium base phenolic lamp holder with side mounted bracket, aluminum screw shell, back wired. **LEVITON Brand**



## • Harp Base For Phenolic Sockets •

**12774** - Steel, Brass Plated Harp Base For Standard Phenolic Sockets - fits heavy duty harps. (Socket Not Included)



See page H-220 for an explanation of our product certification marks.

# Phenolic E-26 Keyless Medium Base Lamp Sockets & Adapters

E26 = Edison Medium base thread screw shell socket and adaptors for use in North America



**47699**- Vertical Phenolic snap in E26 medium base socket, for 6" pan fixtures, bracket extends 3/4" from end of socket, fits into 3/8" X 1/4" mounting hole, 6" 105°C leads, 660W-250V



**47727**- Medium base E26 phenolic lamp holder with side mounted bracket, 7" 105°C leads, aluminum screw shell, back wired, 660W-250V



**47695**- Medium base E26 keyless phenolic lampholder, side mount 1/8" F hickey, 9" b/w 105°C leads, 660W-250V



**47690**- Medium base E26 keyless lampholder, U-Clip snap-in socket for 1 5/16" mounting hole, for 3 1/4" to 4" holder, 8" b/w 105°C leads, 660W-250V



**47691**- Medium base E26 keyless lampholder, U-Clip snap-in socket for 1 5/16" mounting hole, for 3 1/4" to 4" holder, 12" b/w 105°C leads, 660W-250V



**47692**- Medium base E26 keyless lampholder, U-Clip snap-in socket for 1 5/16" mounting hole, for 3 1/4" to 4" holder, 12" b/w 125°C leads, 660W-250V



**47698**- Horizontal Phenolic snap-in E26 medium base socket, for 6" pan fixtures, bracket extends 1" from end of socket, fits into 3/8" X 1/4" mounting hole, 8" 105°C leads, 660W-250V



**47696**- Medium base E26 phenolic lamp holder with side mounted bracket, 7" 105°C wire leads, nickel plated copper screw shell, 660W-250V



**47697**- Weatherproof rubber coated pigtail medium base E26 socket with 6" 14 ga. 105°C leads, 660W-600V



**47693**- Medium base E26, 2-piece weather proof phenolic pin-type lamp holder, nickel plated copper screw shell, accepts #18 wire, pressure fit with metal clip, 660W-250V



**48724**- Brown medium base E26 polarized socket adapter, 660W-125V

See page H-220 for an explanation of our product certification marks.

# Phenolic E-26 Medium Base Lamp & Fixture Sockets

**47704-** Medium base E26 phenolic 2-lite cluster, 1/2" long 1/8M x 1/8M mounting nipples, 3 1/2" height top of the bracket to bottom of the bracket, 7" b/w 105°C leads w/ground wire, 660W-250V



**47703-** Medium base E26 phenolic 3-lite cluster, 5/8" long 1/8M x 1/8M mounting nipples, 3 1/2" height top of the bracket to bottom of the bracket, 8" b/w 105°C leads, 660W-250V



**47702-** Medium base E26 phenolic 4-lite cluster, 1/2" long 1/8M x 1/8M mounting nipples, 3 1/2" height top of the bracket to bottom of the bracket, 7" b/w 105°C leads, 660W-250V



**47701-** Medium base E26 phenolic 2-lite twin offset cluster, 1/8F x 1/8F mounting brackets with set screws, 3 1/2" height, 8" b/w 105°C leads, 660W-250V



**48723-** Brown medium base E26 flange adapter, 10" 105°C leads, 660W-250V, overall extension 1/2"

See page H-220 for an explanation of our product certification marks.

**48725-** Brown medium E26 to medium E26 adapter with photo cell, overall extension is 2", suitable for dry or damp locations, 150W-120V incandescent, 60W-120V fluorescent



Medium base E26 single to twin lamp holder, 660W max - 250V

**48718B** - Brown  
**48718i** - Ivory



**48721** - Medium base E26 keyless current tap, receptacles on each side, 660W-250V, brown, 2 15/16" height



**48722** -Medium base E26 pull chain current tap, receptacles on each side, 660W-250V, brown, 3 1/4" height



**48722i** -Medium base E26 pull chain current tap, receptacles on each side, 660W-250V, ivory, 3 1/4" height

# E-26 Keyless Medium Base Porcelain Fixture Sockets & Receptacles

E26 = Edison Medium base thread screw shell socket and adaptors for use in North America



**47711- Keyless** glazed porcelain U-clip snap-in medium base E26, 1 piece shallow back socket with double clip, screw terminals, nickel plated copper screw shell, 1 3/4" O.D. x 1 1/2" height, 660W-250V



**47710- Keyless** glazed porcelain U-clip snap-in medium base E26 1-piece shallow back socket with double clip, screw terminals, nickel plated copper screw shell, 1 11/16" O.D. x 1 9/16" height, 660W-250V. Mounts in a 1 17/32" dia. hole



**48107-** E26, 660W-250V, Medium base porcelain U-clip snap-in **Keyless** socket lamp holder has two 9" leads rated 18 AWG 105°C. **LEVITON** Brand. Mounts in a 1 17/32" dia. hole



**48107i-** Medium base E26 U-clip snap-in unglazed **Keyless** porcelain socket with 8.5", 105°C wire leads, 660W, 250V, nickel plated copper screw shell. Mounts in a 1 17/32" dia. hole



**47714- Keyless** unglazed porcelain medium base E26 socket, 1/8IP cap with set screw, 61" AWM B/W 150° C leads with ground wire, nickel plated copper screw shell, 1 1/2" O.D. x 2 1/4" height, 660W-250V



**47716- Keyless** unglazed porcelain medium base E26 hickey socket with 18" 105°C leads, 1/8IP hickey, nickel plated copper screw shell, 1 1/2" O.D. x 2" height, 660W-250V



**48117-** E26, 660W-250V, Porcelain unglazed medium base **Keyless** socket with 1/8F hickey, two 9" leads rated 18 AWG 105°C, & copper alloy screw shell. Rated for outdoor or indoor applications. **LEVITON** Brand



**47723-** Medium base unglazed **Keyless** porcelain E26 socket with 8-32 bushing for surface mount, copper screw shell, 8.5" 105°C leads, 660W-250V



**47719-** Medium base E26 glazed porcelain sign receptacle, 2-piece ring type with screw terminals, nickel plated copper screw shell, 2 3/8" diameter x 1 5/8", 660W, 250V



**48118i-** Medium base E26 porcelain sign receptacle, 2-piece ring type, 8" 105°C wire leads, 660W, 250V, nickel plated copper screw shell



**48118-** E26, 660W-250V, 2-piece Ring-Type medium base porcelain receptacle socket w/two 9" leads rated 18 AWG 105°C, suggested mounting hole of 1 7/16" dia. **LEVITON** Brand



**48113i-** E26, 660W-250V, Medium base E26 porcelain sign receptacle, 2-piece ring type with screw terminals & nickel plated copper screw shell, mounts in a 1 7/16" diameter hole



**48113-** E26, 660W-250V, 2-piece Ring-Type medium base porcelain receptacle socket with two screw terminals and copper alloy screw shell. Suggested panel opening of 1 7/16" dia. Rated for outdoor or indoor applications. **LEVITON** Brand

See page H-220 for an explanation of our product certification marks.

# E-26 Keyless Porcelain Fixture Sockets, Retaining Rings, Metal Caps

E26 = Edison Medium base thread screw shell socket and adaptors for use in North America



**48108-** E26, 660W-250V, Medium base, porcelain screw type **Keyless** socket with 2 1/4" dia. threaded steel ring, insulated cap, 1/8F. Suggested mounting hole of 1 5/8" dia. min. **LEVITON** Brand



**47705-** Medium base E26 threaded **Keyless** porcelain socket with metal ring, has terminal screws, 1/8F cap with set screw, nickel plated copper screw shell, 660W-250V



**40290-** White enamel die cast metal ring for threaded porcelain socket, 2 1/16" O.D. X 1 1/2" I.D. fits #48108 & #47705



**40286-** Metal ring for threaded socket, 2 1/4" outside diameter, fits #48108 & #47705



**40288-** Die cast cap with set screw & insulator, screw holes 6-32F, 1/8F



**40289-** Die cast cap with set screw & insulator, screw holes 6-32F, 1/4F



**47715-** E26, 660W-250V, **Keyless** glazed porcelain medium base socket, 1/8IP side outlet bushing with set screw, nickel plated copper screw shell, screw terminals, 1 1/2" O.D. X 2 1/8" height



**48104-** E26, 660W-250V, Medium based **Keyless** porcelain fixture socket with 1/8F detachable hickey. Has high heat resistant quality. **LEVITON** Brand



**47712-** E26, 660W-250V, **Keyless** glazed porcelain medium base beaded body socket with flange, 1/8F cap with set screw, nickel plated copper screw shell, 1 5/8" O.D. x 2 1/4" height, fits clamp type holders



**48105-** E26, 660W-250V, Glazed porcelain **Keyless** medium base socket with high heat resistance. Has bottom insulator, metal 1/8F tap cap & set screw. **LEVITON** Brand



**48302-** E26, 660W-250V, Glazed porcelain **Keyless** medium base socket with high heat resistance. Has bottom insulator, 1/8F metal cap & set screw.



**48301-** E26, 660W-250V, Heavy duty, medium base, unglazed porcelain **Keyless** socket. Has approx. 3/8" ht. detachable, 1/8F hickey.



**48125-** E26, 660W-250V, Glazed porcelain **Keyless** medium base (E26) socket, high heat resistant, bottom insulator, metal 1/2 IPS cap for lamp pipe, 660W-250V. **LEVITON** Brand



**48105C-** E26, 660W-250V, Glazed porcelain **Keyless** medium base (E26) socket, high heat resistant, bottom insulator, metal 3/8 IP cap for lamp pipe, 660W-250V. **LEVITON** Brand



**48126-** E26, 660W-250V, Glazed porcelain **Keyless** medium base (E26) socket, high heat resistant, bottom insulator, metal 1/4 IPS cap for lamp pipe, 660W-250V. **LEVITON** Brand

See page H-220 for an explanation of our product certification marks.

# E-26 Medium & E-39 Mogul Porcelain Fixture Sockets

E26 = Edison Medium base thread screw shell socket and adaptors for use in North America

E39 = Edison Mogul base thread screw shell socket and adaptors for use in North America



**47713**- Twin glazed porcelain medium base E26 socket with flange bushing cap, 1/8IP with set screw, nickel plated copper screw shells, terminal screws, 2 1/4" x 1 7/8", 660W-250V



**47707**- Twin glazed porcelain medium base E26 socket with single bushing strap, 1/8IP, nickel plated copper screw shells, 3 1/16" x 1 7/8", 660W-600V



**47709**- Twin 2 circuit glazed porcelain medium base E26 socket with single bushing strap, 1/8IP, nickel plated copper screw shells, 3 1/16" x 1 7/8", 24" 150° C leads including ground wire, 660W-250V

See page H-220 for an explanation of our product certification marks.

**47708**- Twin glazed porcelain medium base E26 socket with double bushing strap, 1/8IP, nickel plated copper screw shells, 3 1/16" x 1 7/8", 660W-600V



**47720**- Keyless unglazed porcelain snap-in medium base E26 socket, 12" AWM B/W 150° C leads with ground wire, clip extends 1" from socket, nickel plated copper screw shell, 1 3/8" O.D. x 1 1/2" height, 660W-250V



**47717**- 2" square medium base E26 porcelain pony cleat socket, mounts on 1 15/16" center, nickel plated copper screw shell, screw terminals, 660W-250V



**47722**- Keyless glazed porcelain medium base E26 ceiling receptacle with on-off pull chain and grounded convenience outlet, screw terminals, 4 1/2" diameter, fits over 3 1/4" or 4" box, 15A, 250W-125V. **LEVITON** brand

**47718**- Keyless glazed porcelain medium base E26 ceiling receptacle, screw terminals, 4 1/2" diameter, fits over 3 1/4" or 4" box, 660W-250V. **LEVITON** brand



## High Quality MOGUL Lamp Sockets

**48102**- E39, 750W-250V, Heavy duty **3-Way Mogul** size porcelain socket for 3-Way bulbs. Commonly used on many reflector type floor lamps, this socket has a removable turn knob and comes with a 1/4F base.



**48109**- E39, 1500W-600V Heavy duty **Keyless Mogul** size glazed porcelain socket with 1/4F metal cap & set screw. Rated 1500W - 600V pulse rated.



# Socket Pull Chain & Chain Accessories

## Decorate your Early Electric Lamps with Handel Style Pull Chains



20906



20906Z



20906Y

Solid Brass Handel or Pairpoint style "Acorn" pull chain mounted on #6 bead chain, 1/2" long "Acorn" with brass bead chain mounted, 6" overall length.

**20906** - Stamped "Acorn", Antique brass finish

**20906Z** - Stamped "Acorn", unfinished brass

**20906Y** - Cast "Acorn" Bronze finish



**48600A** - 1 foot length #6 brass beaded chain, antique brass finish, sold by the foot, 1/8" diameter, avg 69 per foot



**48600** - 1 foot length #6 brass beaded chain, brass finish, sold by the foot, 1/8" diameter, avg 69 per foot



**48600N** - 1 foot length #6 brass beaded chain, nickel plated finish, sold by the foot, 1/8" diameter, avg 69 per foot



**20906R**- 12" of #6 Brass Finish Beaded Chain with a 1/4" ball stop on one end (used for bead chain fixtures).



**48601A** - Brass chain connector (No Chain) for #6 beaded chain, antique brass finish



**48601** - Brass chain connector (No Chain) for #6 beaded chain, brass finish



**48601N** - Brass chain connector (No Chain) for #6 beaded chain, nickel plated finish



**48604N** - 1/4" diameter brass open ball (No Chain) for #6 bead chain, nickel plated finish



**48600**- 1 ft. length #6 brass plated finish Beaded chain sold by the foot. 1/8" ball, 69 balls per foot.



**48602**- Brass Bell End (No Chain) for #6 beaded chain, brass plated finish



**48604** - 1/4" diameter brass open ball (No Chain) for #6 bead chain, unfinished brass

# Keyless E-12 Candelabra Size Sockets

E12 = Edison Candelabra base thread screw shell socket and adaptors for use in North America



**47725**- Pin type phenolic E12 candelabra base socket, pressure fit, 60W-125V



**48230**- E12, 75W-125V, Candelabra base, **Keyless** candle socket with 1/8 F hickey & paper insulator. 1 1/2" ht. **LEVITON** Brand



**48230i** - Phenolic candelabra base E12 **Keyless** socket with outside extrusion 1/8F hickey, screw terminals paper insulator, 1 1/2" height, 75W-125V



**48316**- E12, 75W-125V Candelabra base **Keyless** porcelain socket 1/8F hickey & paper insulator. 1 9/16" overall height.



**48312**- E12, 75W-125V Candelabra size **Keyless** socket has hickey with 3/8" ht. and 1/8F base . 1 3/4" overall ht.



**48213i**- E12, 75W-125V Candelabra base **Keyless** porcelain socket w/paper insulator. 2" ht., 75W-125V, Imported, U.L listed



**48217**- E12, 75W-125V, Phenolic candelabra base **Keyless** socket has hickey with 3/4" ht. and 1/8F base. 2 1/16" overall ht. U.L. & C.S.A. listed. **LEVITON** Brand



**48311** - E12, 75W-125V Candelabra size **Keyless** socket has hickey with 3/4" ht. and 1/8F base. 2 3/16" overall ht.



**48209**- E12, 75W-125V, Candelabra base, **Keyless** candle socket with 1/8 F hickey & paper insulator. 3" ht. **LEVITON** Brand



**48209i**- E12, 75W-125V, Candelabra base, **Keyless** candle socket with 1/8 F hickey & paper insulator. 3" ht.



**48315**- E12, 75W-125V Candelabra size **Keyless** socket has hickey with 1 3/4" ht. and 1/8F base. 3" overall ht.



Phenolic pigtail E12 candelabra socket, 1/8F hickey, 1 3/4" height, 105°C leads, 75W-125V

**47634**- 12" leads  
**47636**- 30" leads

See page H-220 for an explanation of our product certification marks.



**48214** - E12, 75W-125V **Keyless** Candelabra base socket w/screw terminals, paper insulator, & bracket that slips 1/8F, 2 1/4" height.



**47631**- E12, 75W-125V High heat, **Keyless** porcelain candelabra socket, paper shell insulator, screw terminals, 1/8F base, 3" height. U.L listed



**47632**- E12, 75W-125V High heat, **Keyless** porcelain candelabra socket, paper shell insulator, screw terminals, 1/8F base, 4" height. U.L listed



**47628**- E12, 75W-125V **Keyless** phenolic candelabra socket, paper shell insulator, screw terminals, 1/8F base, 4" height. U.L listed



**47627**- E12, 75W-125V **Keyless** phenolic candelabra socket, paper shell insulator, screw terminals, 1/8F base, 6" height. U.L listed

See page H-220 for an explanation of our product certification marks.

# Keyless E-12 Candelabra Size Sockets

E12 = Edison Candelabra base thread screw shell socket and adaptors for use in North America



**48215**- E12, 75W-125V, Adjustable candelabra base **Keyless** candle socket

with 1/8F hickey & paper insulator. Adjusts from 3 1/4" to 4 3/4" ht. **LEVITON** Brand



**48310**- E12, 75W-125V Candelabra size **Keyless** socket has 1/8F hickey

that adjusts from 3 1/4" to 4 3/4" (overall ht.)



**48317**- E12, 75W-125V, Adjustable **Keyless** porcelain candelabra base candle

socket with 1/8F hickey & paper insulator. Adjusts from 3 3/8" to 4 11/16" ht.



**48319**- E12, 75W-125V Adjustable **Keyless** porcelain candelabra base candle socket with 1/8F hickey & paper insulator. Adjusts from 4 11/16" to 6" ht.



**48318**- E12, 75W-125V, Adjustable **Keyless** porcelain candelabra base candle socket with 1/8F hickey & paper insulator. Adjusts from 4 11/16" to 6" ht.



**47706**- E12 Candelabra base porcelain threaded **Keyless** socket with metal ring, 1 5/8" height, 1" diameter, 12" 105°C leads, 1/8IP hickey, 75W-125V



**48235**- E12, 75W-125V, Phenolic **Keyless** candelabra socket w/spring clips to snap into 1" dia. hole. Comes w/24" of 18 ga. 105°C wire (2 leads). **LEVITON** Brand



**48314**- E12, 75W-125V, Phenolic **Keyless** Candelabra socket w/spring clips to snap into 1" dia. hole. Comes w/two 24" leads rated 18 AWG 105°C.



**48800**- E12, 75W-125V, Phenolic "pigtail" **Keyless** socket with Candelabra size base & 6", 18 AWG 105°C wire leads.



**47726**- E12, 75W-125V Candelabra Base One-Piece, **Keyless** Incandescent Urea Pony Cleat Lampholder, Single Circuit, Open Terminal, White, 7/8" height with mounting holes 1 1/8" C to C, not UL listed.



**47640**- 4-light phenolic E12 candelabra socket harness set, each with shoulder and phenolic ring, 18" tail, 7" centers 18/2 SPT-1 brown 105°C leads, 75W-125V



**47639**- 3-light phenolic E12 candelabra socket harness set, each w/shoulder & phenolic ring, 18" tail, 7" centers 18/2 SPT-1 brown 105°C leads, 75W-125V



**47637**- European style phenolic E12 candelabra socket w/shoulder & phenolic ring, 1 1/4" height, 24" 18/2 SPT-1 brown 105°C leads, 75W-125V



**47626**- Phenolic E12 candelabra socket w/external threads, ring, & hickey, 12" AWM b/w 105°C leads, 1 3/4" height, 75W-125V



**47638**- Phenolic E12 candelabra socket w/ external threads, ring, & hickey, 8" AWM b/w 105°C leads, 1 3/4" height, 75W-125V



**40292**- Ring for threaded candelabra socket, brass finish, fits our items 47637, 47638, 47639, 47626, 47640



**40293**- Ring for threaded candelabra socket, chrome finish, fits our items 47637, 47638, 47639, 47640, 47626



**40291**- Die cast metal ring for threaded candelabra socket, fits our item 47706

# GU-24 Size Sockets

GU-24 sockets and adaptors provide a bayonet mount bi-pin connector fitting for certain Compact Fluorescent and LED bulbs with GU-24 base and provides compliance with a 2008 ruling by the California Energy Commission under Title 24 California Building Standards Code to require high efficiency lighting on all residential models and new construction.

GU24 sockets and adaptors provide a bayonet mount bi-pin connector for fitting certain CFL and LED bulbs.



**47600**- CFL Self Ballast GU-24, also for 4-pin ballast, side mount 1/8IP hickey, 1/2" height, 24" 18AWM 105° leads



**47601**- CFL Self Ballast GU-24, also for 4-pin ballast, u-channel 1/8IP hickey, 1 1/4" overall height, 24" 18AWM 105° leads



**47603**- CFL Self Ballast GU-24, also for 4-pin ballast, 1/8IP bushing, 1/2" height, 24" 18AWM 105° leads



**47602**- CFL Self Ballast GU-24 with ring, also for 4-pin ballast, u-channel 1/8IP hickey, 2" height, screw terminals



**47604**- GU-24 phenolic 3 piece socket, **Keyless**, 1/8IP cap, with set screw, 660W-250V, WITH PUSH IN QUICK TERMINAL



**47605**- GU-24 phenolic 3 piece socket, **On-Off** turn knob, 1/8IP cap, with set screw, 660W-250V, WITH PUSH IN QUICK TERMINAL



**47606**- GU-24 phenolic 3 piece socket, **Push-Thru**, 1/8IP cap, with set screw, 660W-250V, WITH PUSH IN QUICK TERMINAL



**47608**- GU-24 phenolic 4 piece socket, **On-Off** turn knob, 1/8IP cap, threaded cap with ring, with set screw, 660W-250V, WITH PUSH IN QUICK TERMINAL



**12773**- Brass plated steel harp base (no socket) for GU-24 & Nord sockets, 1 5/8" I.D., 3" max O.D., fits heavy duty harps (socket not included)



**47607**- GU-24 phenolic 4 piece socket, **Keyless**, 1/8IP cap, threaded cap with ring, with set screw, 660W-250V, WITH PUSH IN QUICK TERMINAL



**47609**- GU-24 phenolic 4 piece socket, **Push-Thru**, 1/8IP cap, threaded cap with ring, with set screw, 660W-250V, WITH PUSH IN QUICK TERMINAL

See page H-220 for an explanation of our product certification marks.

# Special Socket Adapters



**48700-** Socket adapter that reduces **intermediate size** to fit **candelabra size** bulbs. Not UL listed



**48705-** Socket adapter, **French to Candelabra size**, 120V 75W. Not UL listed



**48704-** Socket adapter, porcelain, **medium size to candelabra size** 250V 250W. Not UL listed



**48702-** **Mogul to medium size** socket adapter. Heavy-duty porcelain adapter allows use of standard light bulbs on floor lamps with mogul-size sockets. U.L., CSA listed.



**48701 -** Socket adapter to reduce **medium size** to fit **candelabra size** bulbs.



**48706-** Socket adapter, **candelabra to medium size** with paper insulator. 120V 75W. Not UL listed



**48703 - Medium to medium size** socket extension. Extends lamp 1" from original socket, bakelite material, **LEVITON** Brand, U.L. listed



**48723-** Brown medium base E26 flange adapter, 10" 105° C leads, 660W-250V, overall extension 1/2"



**48707 - Medium base E26 to GU-24** socket reducer with locking function, 660W-250V, white

GU24 sockets and adaptors provide a bayonet mount bi-pin connector for fitting certain CFL and LED bulbs.



**48709 - Medium base E26 to GU10** socket reducer, no locking function, 660W-250V, white

GU10 = A base for reflector light bulbs that have a GU10 base bayonet mount



**48717B - Medium base E26** polarized socket adaptor, brown, 660W-125V



**48717i - Medium base E26** polarized socket adaptor, ivory, 660W-125V



**48711 - Mogul to mogul** socket extension, 2 3/8" overall extension, 4KV pulse rating, 1500W-600V, E39-E39



**48713 - 2 piece glazed porcelain medium to medium** socket extension, 1 1/4" overall extension, 660W-250V, E26-E26



**48719 - Porcelain medium to medium** socket extension, 1" overall extension, 660W-250V, E26-E26



See page H-220 for an explanation of our product certification marks.

# Halogen Lamp/Fixture Sockets, Parts, & Bulbs



**48361**- 1000W-250V, Double ended Halogen Socket with bracket and two 6", SF-1 200°C leads, accepts 4<sup>11/16</sup>" length, double ended halogen bulb. 5<sup>1/2</sup>" long overall.



**48360**- 1000W-250V, Double ended Halogen Socket with bracket and two 6", SF-1 200°C leads, accepts 3<sup>1/8</sup>" length, double ended halogen bulb. 4" long overall.



**48364**- 75W-250V, MR16 Bi-Pin Socket, GY6.35 Base with 6", SF-1 200°C leads.



**48365**- 1000W-250V, Porcelain Socket for mini can halogen lamp with two 6", SF-1 200°C leads.



**48362**- 1000W-250V, Ceramic 4-Terminal wire connector.

See page H-220 for an explanation of our product certification marks.

## 48363-

750W-250V, 12A Multi-base Bi-Pin Quartz Socket. All of the bi-pin bulbs fit this universal socket. It also fits bulb types G4, G6.35, GY6.35, GX5.3(MR16) and GZ4(MR11). 250 Volt maximum voltage, 12A maximum amperage. 750W - maximum wattage. Has 6", SEW-1 200°C leads. For 12 volt bulbs you must use a transformer. 120 volt bulbs do not need a transformer.  
**LEVITON** brand



**47124**- 4<sup>11/16</sup>" long (118mm) 300W, 130V Clear Bulb fits socket #48361



**J-Type, T-3** Double-Ended Halogen Bulb.

**47123**- 3<sup>1/8</sup>" long (78mm) 150W, 130V Clear Bulb fits socket #48360



**GX5.3 Base**, Halogen Flood, 12V, 3000 hrs.

**47034**- 36 degree, 20W, fits Halogen socket #48363

**47035**- 38 degree, 50W, fits Halogen socket #48363

## GY6.35 Base

Miniature Halogen Quartz Bulb. 2000 hrs.



**47185**- **JC-Type**, 35W, 12V Clear Bulb fits Halogen sockets #48364 & #48363 (this page)

**47186**- **JC-Type**, 50W, 12V Clear Bulb fits Halogen sockets #48364 & #48363 (this page)

**47120**- **JC-Type**, 75W, 12V Clear Bulb fits Halogen sockets #48364 & #48363 (this page)

**47122**- **JCD-Type**, 20W, 130V Clear Bulb fits Halogen sockets #48364 & #48363 (this page)



**JD Type, Mini Can** Halogen Lamp, Single Ended Base, fits Halogen socket #48365 130V, 2000 hrs.

**47126**- 50W

**47127**- 75W

**47128**- 100W

# Halogen & Fluorescent Lamp/Fixture Sockets

GUI10 = A base for reflector light bulbs that have a GUI10 base bayonet mount



**47612-** Porcelain GU10 halogen socket with 1/8IP hickey, 18AWG SF-1 200°C 12" leads, rated 250W-250V, 250V/2A T-250



**47613-** Porcelain GU10 halogen socket with mounting holes, 18AWG SF-1 200°C 12" leads, rated 250W-250V, 250V/2A T-250



**47617-** Porcelain Bi-Pin halogen socket, fits G4, G5.3, GX5.3, & G6.35, 18AWG 10" silicone/ fiberglass leads, 200°C, rated 100W-250V



**47618-** Porcelain Bi-Pin halogen socket with MR-16 clip, 1/8F hickey, fits G4, G5.3, GX5.3, & G6.35, 18AWG 10" silicone/ fiberglass leads, 200°C, rated 100W-250V



**47619-** Porcelain Bi-Pin halogen socket, 1/8F hickey, fits G4, G5.3, GX5.3, & G6.35, 18AWG 10" silicone/ fiberglass leads, 200°C, rated 1000W-250V

**47623-**

Halogen socket, R7S base for J-type bulbs, 1000W-250V, 18" SF-1, 200°C leads. Includes lock nut & threaded base to slip 9/16" dia. hole



See page H-220 for an explanation of our product certification marks.



**47624-** Single contact brass bayonet socket, nickel plated, 1/8IPS male thread, 60" 105°C leads, 75W-125V



**47625-** Double contact bayonet socket, 1/8IPS male thread, 10" 250°C teflon leads, 150W-125V



**47616L-** T-8 to T-5 adaptor, adapts T-8 linear fluorescent fixture to accept energy efficient T-5 lamps with G5 base (long length), convert 60" = 2 long, 48" = 2 long, 36" = 1 short 1 long, 24" = 2 short.

**LEVITON** Brand



**47616S-** T-8 to T-5 adaptor, adapts T-8 linear fluorescent fixture to accept energy efficient T-5 lamps with G5 base (short length), convert 60" = 2 long, 48" = 2 long, 36" = 1 short 1 long, 24" = 2 short

**LEVITON** Brand

**47629-** T5 Standard Fluorescent Lampholder, Mini Bi-Pin, Tall Profile, 120W-600V, Snap-In or Slide-ON, Lamp-Lock, Quickwire, 18AWG Solid or Stranded Tinned, White, no post, non-shunted, **LEVITON** brand



**47630-** T5 Standard Fluorescent Lampholder, Low Profile, 120W-600V, Snap-In or Slide-ON, Lamp-Lock, Quickwire, 18AWG Solid or Stranded Tinned, White, no post, non-shunted, **LEVITON** brand

# Lamp Plugs for 18/2 Cord, Easy Install, 1-2-3, Snap-On

**LEVITON Brand** attachment caps, U.L. Listed. The 1-2-3 cap. Positive contact between cord & brass blades. For SPT-1 cord, 10A-125V



**48514**- Brown

**48515**- Ivory

**48528** - White

**48529** - Black

**UL LISTED** U.L. Listed Quick Connect Plugs For 18/2 SPT-1 & SPT-2 Cord - 6A-125V w/Polarized Blades



**48564** - Black, for SPT-1 cord

**48563** - White, for SPT-1 cord

**48562** - Clear Gold, for SPT-1 cord

**48561** - Clear, for SPT-1 cord

**48560** - Brown, for SPT-1 cord

**48554** - Black, for SPT-2 cord

**48553** - White, for SPT-2 cord

**48552** - Clear Gold, for SPT-2 cord

**48551** - Clear, for SPT-2 cord

**48550** - Brown, for SPT-2 cord

**UL LISTED** U.L. Listed SLIDE-ON Type Lamp Plugs w/polarized blades, 8A-125V- For SPT-1 or SPT-2 18/2 type lamp cord.



**48555B** - Brown, for SPT-1 cord

**48555BK** - Black, for SPT-1 cord

**48555C** - Clear, for SPT-1 cord

**48555i** - Ivory, for SPT-1 cord

**48555W** - White, for SPT-1 cord

**48556B** - Brown, for SPT-2 cord

**48556BK** - Black, for SPT-2 cord

**48556C** - Clear, for SPT-2 cord

**48556i** - Ivory, for SPT-2 cord

**48556W** - White, for SPT-2 cord



**48536** - Clear Gold, for SPT-1 cord

**48537** - Clear Gold, for SPT-2 cord

See page H-220 for an explanation of our product certification marks.

## Gilbert Snap-On Plugs

are sturdy and economical. No stripping - positive contact between cord and blades. Your choice to fit SPT-1 or SPT-2 lamp cord, 10A-125V. Blades are polarized - U.L. Listed



**48512** - Brown, for SPT-1 lamp cord

**48513** - Ivory, for SPT-1 lamp cord

**48521** - Black, for SPT-1 lamp cord

**48530** - Brown, for SPT-2 lamp cord

**48531** - Ivory, for SPT-2 lamp cord

**48532** - Black, for SPT-2 lamp cord

# Lamp Plugs for Restoration & Small Appliances

Early Electric Style Lamp Plugs Look Great w/Our Cotton & Rayon Covered Cord



**40319** - Insulator to precisely fit B & P's 20th Century early electric style plugs. 1.05" dia. Constructed of high quality dielectric paper board.



"Acorn" embossed lamp plug with acorn and oak leaf motif. An exact replica of an early electric plug. 1 1/3" dia., 2/3" ht., & comes with insulator and polarized prongs. Not UL listed

**48543** - Brown (pictured)  
**48545** - Black

"Mid-Century" embossed lamp plug with a ribbed air-frame motif. An exact replica of an early electric plug. 1 1/3" dia., 2/3" ht., & comes with insulator and polarized prongs. Not UL listed

**48542** - Black (pictured)  
**48540** - Brown



**48516**- Brown



**Heavy Bakelite Plug** w/brass spring prongs & terminal screws. **COOPER BRAND**



**48535**- White



**48558** -

Round non-polarized plug with terminal screws, will work with round wire up to .382" diameter, black, 15A-125V, **COOPER BRAND**



**48573** - Round

non-polarized plug with terminal screws, will work with round wire up to .382" diameter, will work with industrial style lighting, hard service, 18/2-14/2 AWG, black, 15A-125V, **LEVITON Brand**

ATTACHMENT PLUG with terminal screws, will fit 18/2 SVT round wire, 15A-125VAC, Non-Polarized



**48557B**- Brown



**48557BK**- Black



**48557W**- White



Attachment Plug Unassembled

## Female End Connectors & Snap in Convenience Outlets

**Gilbert** Female End Connector for use with 18 Ga. parallel wire. Your choice to fit SPT-1 or SPT-2 lamp cord. Accepts polarized plugs, U.L. listed, 10A-125V



**48524** - Brown, for SPT-1 lamp cord



**48525** - Ivory, for SPT-1 lamp cord



**48464B** - 3-wire, 2 pole snap in convenience outlet, opening size 1" x 1" x 1", rated 15A-125V, black



**48464W**-3-wire, 2 pole snap in convenience outlet, opening size 1" x 1" x 1", rated 15A-125V, white



**48520**- Snap-in Convenience outlet w/female terminal, has two 6" leads. U.L. & CSA, fits 1/2" X 1" opening

See page H-220 for an explanation of our product certification marks.

# Dimmers, Motion Detectors, and Light Controls

See page H-220 for an explanation of our product certification marks.



**48850** - Indoor Touch On/Off Light Control Converts any lamp with metal to a touch controlled lamp. 1st touch = On, 2nd Touch = Off, Incandescent only, 200 Watts max, Plastic Housing Material, Indoor locations only, Plug-In, Height x Width x Depth: 1.73" x 2.6" x 1.36"



**48854** - Outdoor/Indoor Dusk to Dawn Light Control for Incandescent Bulbs, Fixed light shutter Turns incandescent light On at dusk, Off at dawn, 150 Watts max, Plastic Housing Material, Suitable for indoor or outdoor locations, Medium base E26 Screw-In, Height x Width x Depth: 2.2" x 1.5" x 1.5"



**48851** - Indoor Plug-In 3-Level Touch Dimmer, Space saving design allows for surrounding outlets to be used, Converts any lamp with metal to a 3-level touch dimmer, Use regular incandescent bulbs instead of expensive 3-way bulbs, incandescent only, 200 Watts max, Plastic Housing Material, Indoor locations only, Plug-In, Height x Width x Depth: 1.73" x 2.6" x 1.36"



**48855** - Outdoor Dusk to Dawn Floodlight Light Control for Halogen/CFL/LED Bulbs, Long stem design fits inside most flood lights, spot lights or enclosed exterior fixtures, Turns compact fluorescent, LED, halogen & incandescent bulbs On at dusk, Off at dawn, 150 Watts max, Plastic Housing Material, Suitable for outdoor locations, Medium base E26 Screw-In, Height x Width x Depth: 4.3" x 3.35" x 3.35"



**48852** - Outdoor Motion Activated Light Control, Automatically turns light On when motion is detected and Off 10 minutes after last motion is detected, Senses activity at distances up to 30 ft away, Perfect for outdoor security (driveways, yards, alleyways), Works with compact fluorescent, LED, halogen & incandescent floodlights, 150 Watts max, Plastic Housing Material, Suitable for outdoor locations, Medium base E26 Screw-In, Height x Width x Depth: 5.6" x 2.75" x 4.25"



**48856** - Indoor Dusk to Dawn Light Control for Incandescent Bulbs, This light control offers a measure of safety, security and convenience by automatically turning your light On at dusk, Off at dawn. It can simulate home occupancy, ends coming home to a dark house. Turns incandescent lights On at dusk, Off at dawn, Requires no seasonal adjustments as with timers, Indoor use only, 300 Watts max, Plastic Housing Material, Plug-In connection, Height x Width x Depth: 3" x 2.1" x 1.8"



**48853** - Outdoor/Indoor Programmable Light Control for Incandescent/CFL/LED Bulbs, Programmable off timer from 2, 5, & 8 hours, plus dusk to dawn settings, Random off timer deters intruders, Contact plunger allows sensor window to change direction, Works with incandescent, compact fluorescent and LED bulbs, Digital microprocessor for full brightness and no flicker operation, 100 Watts max, Plastic Housing Material, Suitable for Indoor & Outdoor locations, Medium base E26 Screw-In, Height x Width x Depth: 3.3" x 2.16" x 2.16"



**48857** - Indoor Plug-In Full Range Table Top Slide Control Dimmer, Full range dimmers allow you to select any light level from soft glow night light to full-brightness task lighting and anywhere in between. Converts any lamp to full range dimming, For incandescent and halogen bulbs, LED locator, 6 ft power cord, Non-skid, non-mar base, 300 Watts max, Plastic Housing Material, Indoor location only, Plug-In connection, Height x Width x Depth: 4.6" x 2.35" x 2"



# Dimmers, Wireless Remotes, and Light Controls

See page H-220 for an explanation of our product certification marks.



**48858** - Indoor Screw-In Full Range Lamp Dimmer, Converts any lamp to full range dimming with easy, uncomplicated installation--just screw into light fixture, Full range from dim to bright, Compact size fits most light fixtures, Converts lighting to night light, Incandescent bulbs only, Manual dimmer, 100 Watts max, Plastic Housing Material, suitable for indoor location, Plug-In connection, Height x Width x Depth: 2.5" x 2.08" x 1.96"



**48859** - Indoor Plug-In Full Range Foot Control Dimmer, Plug-in foot control lamp dimmer will allow you to select any light level from soft glow night light to full-brightness task lighting and anywhere in between. Slide switch with foot for full range dimming, Plugs into standard AC outlet, LED indicator control, 5-foot cord, For incandescent and halogen bulbs, 500 Watts max, Plastic Housing Material, Suitable for indoor locations, Plug-In connection, Height x Width x Depth: 5.56" x 3.5" x 2.1"



**48860** - Indoor 8-Outlet Daily Mechanical Power Strip w/Timer, Indoor Power Strip Timer is an easy to use 24 hour timer combined with an eight outlet power strip. Four outlets are controlled by the timer and four are independent (always on), providing the ultimate in flexibility. Keep your home safe while you are away, 48 On/48 Off per week, Timer controls 4 of the 8 outlets, Accepts eight 3-prong plugs, 15A-1800W max, Plastic Housing Material, Suitable for Indoor locations, Plug-In, Height x Width x Depth: 10.75" x 2.9" x 1.8"



**48861** - 3 pack of Outdoor/Indoor Dusk to Dawn Candelabra Light Control, Turns incandescent candelabra based light bulbs ON a dusk, OFF at dawn, Spring loaded contact allows for proper sensor orientation, Simulates home occupancy, ends coming home in the dark, 60 Watts max, Plastic Housing Material, Suitable for indoor locations, Candelabra E12 Screw-In connection, Height x Width x Depth: 1.85" x 1.4" x 1.4"



**48862** - Indoor Wireless Remote & Plug-In Receiver Kit, Wireless radio frequency remote controls are the easiest way to add switched outlet convenience without wiring or the need for an electrician. Simply plug lamp into the receiver and the receiver into any outlet, a press of the handheld transmitter's button turns whatever is plugged into receiver On or Off, Easy handheld transmitter can be taken anywhere, 240 Watts tungsten load, 120 Volts, Works with incandescent and compact fluorescent bulbs, Plastic Housing Material, 8A-240W max, Suitable for Indoor locations, Plug-In, Height x Width x Depth: 3.85" x 2.5" x 1.5"



**48863** - Indoor Wireless Wall Mounted Switch & Plug-In Receiver Kit, Wireless radio frequency remote controls are the easiest way to add switched outlet convenience without wiring or the need for an electrician. Simply plug lamp into the receiver and the receiver into any outlet, A press of the toggle switch turns whatever is plugged into the receiver, On or Off, Wall mounted transmitter looks just like a light switch, 240W-120V, Works with incandescent and compact fluorescent bulbs, Works up to 100 ft away, Operating Frequency: Receiver - 500KHz, Transmitter Signal - 315MHz, Plastic Housing Material, 8A-240W, Suitable for indoor locations, Plug-In, Height x Width x Depth: 3.85" x 2.5" x 1.5"



**48864** - Outdoor Wire-In Dusk to Dawn Post Eye Light Control, For incandescent, fluorescent, mercury vapor and sodium bulbs, 6" leads, 5/8" diameter, Plastic Housing Material, Max Load Tungsten: 15.0A, 1800 Watts, Ballasted: 1100 VA, 9.1A, Suitable for Outdoor locations, Wire-In connection, Height x Width x Depth: 2.95" x 2" x 1.7"



# Dimmer Switches & Controls



**LEVITON** Brand full range feed through dimmer switch. 0-100% brightness control. Eliminates the need for 3 way bulbs, 220W-120V, U.L. listed

**48412**- Brown

**48413**- Ivory



**48468** -Electronic dimmable transformer for halogen only, 2 3/4" L x 1 1/4"W x 1 3/4"H, 120VAC input, 12VDC 60W max output



**48467** -Electronic transformer plug in AC adapter, 120VAC input, 12VDC-60W max output, dimmable, 7' detachable cord, can be used for halogen lamps

See page H-220 for an explanation of our product certification marks.

**48472**-USB charger for table lamp, input 120VAC-0.5A, 60hz, output 5VDC 2A, class 2 power supply for cell phones, tablets, etc.



**48466B** -LUTRON® Slide dimmer switch, full range with locator light, for table lamp, 300W, 120V, for SPT-2 wire only, brown



**48466W** -LUTRON® Slide dimmer switch, full range with locator light, for table lamp, 300W, 120V, for SPT-2 wire only, white

**48469**-4" tall full range socket dimmer, E-26 (medium base), candle socket with paper liner, black knob, 1/8"IP bushing with set screw, 5 1/2" leads, 150W, 120V



**48470**-Full range table lamp dimmer switch, paper housing, 300W dimmer, 2" x 1 1/4" x 5/8", 12" AWM 105°C black leads, comes with black & gold knob, 60-300W, 120V



These Knobs Fit Switches #48469, 48470, 48471

**21120**- Plastic dimmer knob, gold color

**21120BK**- Plastic dimmer knob, black color

**21120N**- Plastic dimmer knob, nickel color



**48471** -Full range pole lamp dimmer switch, paper housing, 4 3/4" x 3/4", 24" leads one end, 7" leads other end, both SPT-1 black, brass colored knob, 500W, 120V



Full Range Slide Dimmer with polarized female receptacle, indicator light, & built-in positive off. 6' SPT-2 cord set, rated 500W, 120V.

**40121B**- Black color  
**40121W**- White Color

# Inline Cord Switches & Dimmer Switches

## NEW! Superior Inline Cord Switches

New inline, feed-thru rocker style cord switches (**On/Off**) for 18/2 SPT-1 or 18/2 SPT-2 lamp cord. These switches are superior to older designs in that they are easy on your hands, easier to use, and also work very well with twisted pair cotton & rayon covered lamp cord. Ergonomic shape allows you to locate and operate the switch without having to see it - great in a dark room. 3 amp, 120VAC. 2 1/4" X 5/8" Your choice of color & cord size.



### For SPT-1 Lamp Cord

- 48450** - Black
- 48451** - White
- 48452** - Transparent (clear)
- 48454** - Brown



### For SPT-2 Lamp Cord

- 48420** - Black
- 48421** - White
- 48422** - Transparent (clear)
- 48423** - Clear Gold
- 48424** - Brown



**48429**- Rotary line switch, for 18awg SPT-1, Black, 3A-120VAC



Rotary line switch, for 18awg, Brown, 3A-120VAC  
**48432**- for SPT-1  
**48437**- for SPT-2



Rotary line switch, for 18awg, White, 3A-120VAC  
**48433**- for SPT-1  
**48438**- for SPT-2



Rotary line switch, for 18awg, Clear Silver, 3A-120VAC  
**48431**- for SPT-1  
**48436**- for SPT-2



Rotary line switch, for 18awg, Clear Gold, 3A-120VAC  
**48430**- for SPT-1  
**48435**- for SPT-2



Heavy duty **On/Off** lamp cord switch for RAYON CORD & other thick (up to 1/4" dia.) lamp cords. Has rocker type toggle switch with on-off clearly marked. 2 1/2" X 1 1/4". 3A-120VAC. **COOPER BRAND**  
**48405**- Brown (pictured)  
**48406**- Off-White



Rotary **On/Off** lamp cord switch. "T" rated. Neat & easy to install - no stripping of wires. 6A-125V, 3A-250V, 3A-125VT. **LEVITON** Brand



**For SPT-1 Cord**      **For SPT-2 Cord**  
**48400**- Brown      **48410**- Brown  
**48401**- White      **48411**- White  
**48415**- Ivory



Heavy Duty **On/Off** inline rocker switch for ROUND WIRE, 3A-120V 1/2HP 125V, fits, 18/2 SPT-1 & SPT-2, 16/2 SPT-2, & 18/2 SVT round cord.



**LEVITON** brand  
**48465B**- Brown color  
**48465i**- Ivory color



See page H-220 for an explanation of our product certification marks.

## Hi-Low Dimmer Inline Rotary Switches



Hi-Low dimmer switch for 18/2 lamp cord 200W, 120V, Black  
**48462**- for SPT-1  
**48442**- for SPT-2



Hi-Low dimmer switch for 18/2 lamp cord 200W, 120V, Ivory  
**48463**- for SPT-1  
**48444**- for SPT-2




Hi-Low dimmer switch for 18/2 lamp cord 200W, 120V, White  
**48460**- for SPT-1  
**48440**- for SPT-2



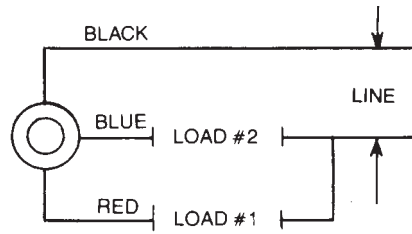
Hi-Low dimmer switch for 18/2 lamp cord 200W, 120V, Brown  
**48461**- for SPT-1  
**48441**- for SPT-2



# Lamp Switches



**40402i**- 3-Way, 4-position, 2 circuit rotary switch with removable brass plated knob, load 1 on, load 2 on, load 1&2 on, off,  $\frac{3}{8}$ " metal shank, 6" long 18 gauge wire leads, 3A-250VAC, 6A-125VAC, 3A,125VL



**Wiring Diagram** for 2 circuit switch allowing for a 3-way sequence of operation as follows: Load 1 on (low), Load 2 on (med.), Load 1 & 2 on (high).


See page H-220 for an explanation of our product certification marks.



**40402N**- 3-Way, 4-position, 2 circuit rotary switch with removable nickel plated knob, load 1 on, load 2 on, load 1&2 on, off,  $\frac{3}{8}$ " metal shank, 6" long 18 gauge wire leads, 3A-250VAC, 6A-125VAC, 3A,125VL




**40408**- 3-Way, 4-position, 2 circuit rotary switch with removable brass plated knob, load 1 on, load 2 on, load 1&2 on, off,  $\frac{5}{8}$ " metal shank, 6" long 18 gauge wire leads, 3A-250VAC, 6A-125VAC, 3A,125VL



**40408N**- 3-Way, 4-position, 2 circuit rotary switch with removable nickel plated knob, load 1 on, load 2 on, load 1&2 on, off,  $\frac{5}{8}$ " metal shank, 6" long 18 gauge wire leads, 3A-250VAC, 6A-125VAC, 3A,125VL



**40409**- 3-Way, 4 position, push canopy switch with brass plated knob,  $\frac{3}{8}$ " metal shank, 6" 18 gauge leads, 3A-250VAC, 6A-125VAC



**40409N**- 3-Way, 4 position, push canopy switch with nickel plated knob,  $\frac{3}{8}$ " metal shank, 6" 18 gauge leads, 3A-250VAC, 6A-125VAC



**40401**- On-Off Push canopy switch with brass plated knob,  $\frac{3}{8}$ " metal shank, 6" 18 gauge leads, 3A-250VAC, 6A-125VAC, 6A-125VL

**40400i**- On-Off Rotary canopy switch with removable brass plated knob on  $\frac{3}{8}$ " metal shank, and 6", 18 ga. wire leads. Rated at 3A-250-VAC, 6A-125VAC, 6A-125VL



**40401N**- On-Off Push canopy switch with nickel plated knob,  $\frac{3}{8}$ " metal shank, 6" 18 gauge leads, 3A-250VAC, 6A-125VAC, 6A-125VL

**40400N**- On-Off Rotary canopy switch with removable nickel plated knob,  $\frac{3}{8}$ " shank, 6" 18 gauge leads, 3A-250VAC, 6A-125VAC, 6A-125VL



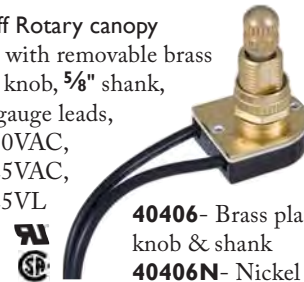
**40407**- On-Off Push canopy switch with brass plated knob,  $\frac{5}{8}$ " metal shank, 6" 18 gauge leads, 3A-250VAC, 6A-125VAC, 6A-125VL



**40407N**- On-Off Push canopy switch with nickel plated knob,  $\frac{5}{8}$ " metal shank, 6" 18 gauge leads, 3A-250VAC, 6A-125VAC, 6A-125VL



On-Off Rotary canopy switch with removable brass plated knob,  $\frac{5}{8}$ " shank, 6" 18 gauge leads, 3A-250VAC, 6A-125VAC, 6A-125VL



**40406**- Brass plated knob & shank  
**40406N**- Nickel plated knob & shank

# Lamp Switches, Touch Lamp Control



**40405**- On-Off pull switch for canopy or fan light, single circuit with brass finish chain, 6" 18 gauge leads, white cord & bell, rated 3A-250VAC, 6A-125VAC



**40405N**- On-Off pull switch for canopy or fan light, single circuit with nickel finish chain, 6" 18 gauge leads, white cord & bell, rated 3A-250VAC, 6A-125VAC



**40410**- On-Off Lighted Push canopy switch with black plastic knob & brass finish knurled nut,  $\frac{3}{8}$ " metal shank, 6" 18 gauge leads, 3A-250VAC, 6A-125VAC, 6A-125VL



**40410N**- On-Off Lighted Push canopy switch with black plastic knob & nickel finish knurled nut,  $\frac{3}{8}$ " metal shank, 6" 18 gauge leads, 3A-250VAC, 6A-125VAC, 6A-125VL



**40412**- 3-Way ceiling fan canopy switch, two circuit with nickel finish chain, 6" 18 gauge leads, white cord & bell, rated 6A-125V, 3A-250V



**40411**- On-Off metal toggle switch, single circuit, rated 6A-125V, 3A-250V, brass finish



**40411N**- On-Off metal toggle switch, single circuit, rated 6A-125V, 3A-250V, nickel finish



**Touch Control** for **Touch Lamps** - has plastic outer shell, rated 150W-120V, indoor incandescent use only,  $1\frac{7}{8}$ " x  $1\frac{3}{8}$ " x  $\frac{5}{8}$ "



**40123**- Low-Med-Hi-Off  
**40124**- On/Off

See page H-220 for an explanation of our product certification marks.



On/Off Phenolic Push Button Floor Switch,  $2\frac{3}{8}$ " dia., for SPT-1 & SPT-2 lamp cord, rated 2A-125VAC, 1A-125VL, 1A-250VAC

**40122** - Black color  
**40126** - White color



**40403**- Black Phenolic On-Off Button Rotary Switch, great for mounting where space is limited, 6", 18 ga. leads, 1.5A 250V, 3A 125V, 1A 125VT, 3A 125VL, 5A 15VT, 1/8M



**40403W**- White Phenolic On-Off Button Rotary Switch with white knob, 6", 18 gauge leads, 1.5A 250V, 3A 125V, 1A 125VT, 3A 125VL, 5A 15VT, 1/8M



**40151**- On-Off phenolic push button floor switch,  $2\frac{3}{4}$ " diameter, 3A, 125V, for SPT-1 & SPT-2 lamp cord. Black Color



**40150**- On-Off phenolic push button floor switch,  $2\frac{3}{4}$ " diameter, 3A, 125V, clear, for SPT-1 & SPT-2 lamp cord. Clear Color

# Spooled Lamp Cord For Custom Lighting

Expand your possibilities with these gorgeous cotton-covered twisted pair lamp cords. Restore beautiful vintage lamps and fixtures or embellish your own designs in ways that will make people sit up and take notice. These cord colors are fantastic matches for early cords and add a distinct vintage flair to any lighting project. These are fine quality lamp cords but are not U.L. listed.



46668 46669 46673 46674 46675 - 16 ga 46637 46630 46646 46631 46647 46632 46634

## Cotton Covered Twisted Pair Lamp Cord (2-wire)

These cotton covered twisted pair lamp cords have 2 plastic covered insulated wires, each covered with a cotton sheath. Cotton lamp cord was used in the early and middle part of the 20th century and serves well when used to restore lighting from that era. Fine quality lamp cord but not U.L. listed. 2 conductor 18 ga (except where noted), 105°C, 600V. Your choice of cord color and quantity.

- 46668** - Dark Brown, 18 ga, 250 ft. spool
- 46669** - Red, 18 ga, 250 ft. spool
- 46673** - Putty w/Light Gold Tracer, 18 ga, 250 ft. spool
- 46674** - Light Brown, 18 ga, 250 ft. spool
- 46675** - Putty, w/Light Gold Tracer, 16 ga, 250 ft. spool
- 46637** - Black, 18 ga, 250 ft. spool
- 46668F** - Dark Brown, 18 ga, per foot\*
- 46669F** - Red, 18 ga, per foot\*
- 46673F** - Putty w/Light Gold Tracer, 18 ga, per foot\*
- 46674F** - Light Brown, 18 ga, per foot\*
- 46675F** - Putty, w/Light Gold Tracer, 16 ga, per foot\*
- 46637F** - Black, 18 ga, per foot\*
- 46637C** - Black, 18 ga, 50 foot length

\*12 foot minimum

## Rayon Parallel Lamp Cord (2-wire)

This special purpose, rayon covered lamp cord has 2 plastic covered insulated wires under a cloth rayon sheath. Rayon lamp cord was used in the early part of the 20th century and serves well when used to restore lighting from that era. Fine quality lamp cord but not U.L. listed. 2 conductor 18 ga, 105°C, 300V. Your choice of cord color and quantity.

- 46630** - Gold, 250 ft. spool
- 46646** - Antique Brass, 250 ft. spool
- 46631** - Brown, 250 ft. spool
- 46647** - Light Brown, 250 ft. spool
- 46632** - White, 250 ft. spool
- 46634** - Black, 250 ft. spool
- 46650** - Gold, 50 ft. length
- 46646C** - Antique Brass, 50 ft. length
- 46651** - Brown, 50 ft. length
- 46647C** - Light Brown, 50 ft. length
- 46652** - White, 50 ft. length
- 46654** - Black, 50 ft. length



Parallel - Cloth Covered, 2-wire (#46631)



46635 46644 46636 46639 46638

## Rayon Covered Twisted Pair Lamp Cord (2-wire)

This special purpose, rayon-covered twisted pair lamp cord has 2 plastic covered insulated wires, each with a rayon sheath. Rayon lamp cord was used in the early part of the 20th century and serves well when used to restore lighting from that era. Fine quality lamp cord but not U.L. listed. 2 conductor 18 ga, 105°C, 600V. Your choice of cord color and quantity.

- 46635** - Gold, 100 ft. spool
- 46644** - Antique Brass, 100 ft. spool
- 46636** - Brown, 100 ft. spool
- 46639** - Light Brown, 100 ft. spool
- 46638** - Black, 250 ft. spool
- 46635F** - Gold, per foot\*
- 46644F** - Antique Brass, per foot\*
- 46636F** - Brown, per foot\*
- 46639F** - Light Brown, per foot\*
- 46638F** - Black, per foot\*

\*12 foot minimum



Twisted Pair - Cloth Covered, 2-wire (#46638)

# Spooled Lamp Cord For Custom Lighting

Expand your possibilities with these gorgeous cotton-covered twisted pair lamp cords. Restore beautiful vintage lamps and fixtures or embellish your own designs in ways that will make people sit up and take notice. These cord colors are fantastic matches for early cords and add a distinct vintage flair to any lighting project. These are fine quality lamp cords but are not U.L. listed.



46690 46691 46692 46693 46694 46695

## Cotton Covered Parallel Lamp Cord (2-wire)

This special purpose, cotton covered lamp cord has 2 plastic covered insulated wires inside a braided cotton sheath. Cotton lamp cord was used in the early and middle part of the 20th century and serves well when used to restore lighting from that era. Fine quality lamp cord but not U.L. listed. 2 conductor 18 ga, 105°C, 300V. Your choice of cord color and quantity.

- 46690** - Light Brown, 250 ft. spool
- 46691** - Black, 250 ft. spool
- 46692** - Mustard, 250 ft. spool
- 46693** - Red, 250 ft. spool
- 46694** - Green, 250 ft. spool
- 46695** - Gray, 250 ft. spool

- 46690F** - Light Brown, per foot\*
  - 46691F** - Black, per foot\*
  - 46692F** - Mustard, per foot\*
  - 46693F** - Red, per foot\*
  - 46694F** - Green, per foot\*
  - 46695F** - Gray, per foot\*
- \*12 foot minimum



46677 46678 46679 46680 46683 46684

## Round Cotton Covered Pulley Lamp Cord (3-wire)

These cotton-covered pulley lamp cords have 3 plastic covered insulated wires that are encased in a tough plastic covering that is covered with a braided cotton sheath. This lamp cord is used in pendant & "pulley" type fixtures. Fine quality lamp cord but not U.L. listed. 3-wire, 3 conductor 18 ga, 105°C, 300V, SVT - 3-wire covered in braid. Your choice of cord color & quantity.

- 46677** - Black, 100 ft. spool
- 46678** - Black & White, 100 ft. spool
- 46679** - Red & White, 100 ft. spool
- 46680** - Putty w/Red Houndstooth, 100 ft. spool
- 46683** - Slate, 100 ft. spool
- 46684** - Red, 100 ft. spool
- 46677F** - Black, per foot\*
- 46678F** - Black & White, per foot\*
- 46679F** - Red & White, per foot\*
- 46680F** - Putty w/Red Houndstooth, per foot\*
- 46683F** - Slate, per foot\*
- 46684F** - Red, per foot\*

\*12 foot minimum

## Round Rayon Covered Pulley Lamp Cord (2-wire & 3-wire)

These rayon-covered pulley lamp cords have plastic covered insulated wires that are encased in a tough plastic covering that is covered with a braided rayon sheath. This lamp cord is typically used in pendant & "pulley" type fixtures. Fine quality lamp cord but not U.L. listed. Both 2 & 3 conductor (wire) cords are 18 ga, 105°C, 300V, Round SVT. Your choice of cord, color, and length.



3-wire  
**(46688)**


2-wire  
**(46687)**

### 2-Wire

- 46697** - Brown, 100 ft. spool
  - 46687** - Silver, 100 ft. spool
  - 46697F** - Brown, per foot\*
  - 46687F** - Silver, per foot\*
- \*12 foot minimum

### 3-Wire

- 46688** - Walnut, 100 ft. spool
  - 46689** - Black, 100 ft. spool
  - 46688F** - Walnut, per foot\*
  - 46689F** - Black, per foot\*
- \*12 foot minimum



46697 46687 46688 46689

# Cotton, Rayon, & PVC Covered Lamp Cord

## New! Cotton Overbraid Lamp Cord (3-wire)

## New! Cotton & Rayon Covered Lamp Cord (2-wire)



46685 46686

This special overbraid lamp cord has 3 plastic covered insulated stranded copper wires which are twisted together and covered with a braided cotton sheath. The spiral of the twisted cords is what gives this overbraid lamp cord its wonderful shape & texture. This style of lamp cord is entirely appropriate for table, floor, and pendant-type lighting. Fine quality lamp cord but not U.L. listed. 3-wire, 3 conductor, 105°C, 600V. Your choice of cord color and quantity.

- 46685** - Black, 16 ga., 100 ft. spool
- 46686** - Green & Gold, 18 ga., 100 ft. spool
- 46685F** - Black, 16 ga., per foot\*
- 46686F** - Green & Gold, 18 ga., per foot\*

\*12 foot minimum

Overbraid - Cotton-Covered,  
3-wire (**46686**)



46696 - Cotton 46698 - Rayon


Special covered lamp cord has 2 plastic covered insulated wires that are encased in a tough plastic covering that is covered in a braided sheath. This lamp cord is used in pendant & "pulley" type fixtures. Fine quality lamp cord but not U.L. listed. 2-wire, 2 conductor (18 ga.), 105°C, 600V. Your choice of Cotton or Rayon covered lamp cord.


- 46696** - Black Cotton, 100 ft. spool
  - 46698** - Black Rayon, 100 ft. spool
  - 46696F** - Black Cotton, per foot\*
  - 46698F** - Black Rayon, per foot\*
- \*12 foot minimum

## PVC-Covered Pulley Lamp Cord (2 & 3-wire) 18 Gauge

These PVC (Thermoplastic) covered pulley lamp cords have 3 plastic covered insulated wires that are encased in a tough plastic (outer) covering. This lamp cord is used in pendant & "pulley" type fixtures, but also gives good service in small, portable appliance use. **SVT** rating = medium-duty copper wire insulation. **SJT** rating = heavy duty copper wire insulation. 18 ga, 105°C, 300V, U.L. listed. Your choice of cord color, quantity.

250 ft. Spool

- 2-Wire** 
- 46616** - White, SVT 2-Wire
  - 46617** - Black, SVT 2-Wire
  - 46624** - White, SJT 2-Wire
  - 46625** - Black, SJT 2-Wire




- 3-Wire** 
- 46618** - Clear Silver, SVT 3-Wire
  - 46626** - White, SVT3-Wire
  - 46627** - Black, SVT 3-Wire
  - 46628** - White, SJT 3-Wire
  - 46629** - Black, SJT 3-Wire


See page H-220 for an explanation of our product certification marks.

**3-Wire**

Our SVT and SJT 2 and 3 plastic pulley cords are lined with fiber stands which helps to improve the cord's strength, shape and insulation.

50 ft. Length

- 2-Wire** 
- 46616C** - White, SVT 2-Wire
  - 46617C** - Black, SVT 2-Wire
  - 46624C** - White, SJT 2-Wire
  - 46625C** - Black, SJT 2-Wire



- 3-Wire** 
- 46618C** - Clear Silver, SVT 3-Wire
  - 46626C** - White, SVT3-Wire
  - 46627C** - Black, SVT 3-Wire
  - 46628C** - White, SJT 3-Wire
  - 46629C** - Black, SJT 3-Wire

# Cord Grip Bushings for Twisted Pair, SVT, & SJT Lamp Cord

## For Twisted-pair Cotton & Rayon Cord



26915

26916

1/8 IP Bakelite Cord Grip Bushings designed for twisted-pair cotton & rayon lamp cord, and parallel lamp cord. Your choice of color. Cord entrance hole I.D. = .27"  
**26915** - Black  
**26916** - White

## Cord Grip Bushings for SVT-2 and SVT-3 Pulley Lamp Cord



26919

26920

26921

1/8 IP Bakelite Cord Grip Bushings works well with PULLEY LAMP CORD. Your choice of color. Cord entrance hole I.D. = .29"  
**26919** - Black  
**26920** - Off-White  
**26921** - Silver



**26932**- 1/8 IP, Clear plastic cord grip bushing for SVT-2 & SVT-3 cord. Cord entrance hole I.D. = .29"



**26930A**- Ant. Brass Finish



**26930BK**- Satin Black Finish



**26930N**- Nickel Plated

## Cord Grip Bushings for Twisted Pair & SVT-2 Plastic or Cloth Covered Cord

1/8 IP lamp cord grip bushing designed for plastic or cloth covered lamp cord. Great for pendant lighting where the cord attaches at the canopy, 1 1/8" long, 5/8" diameter. All bushings with brass body and plastic grip. Cord entrance hole I.D. = .29"

**26930A**- Antique Brass Finish  
**26930BK**- Satin Black Finish  
**26930N**- Nickel Plated

## Cord Grip Bushings for SVT-2, SVT-3, SJT-2, & SJT-3 Cords



Black



White

3/8 M, 2 piece plastic cord grip for cord diameters up to .32". 1 3/8" x 1/2" diameter, takes 13/16" wrench.

**26924**- Black  
**26925**- White

See page H-220 for an explanation of our product certification marks.

## Cord Grip Bushings for Twisted Pair Cotton & Rayon Cord



Black



White

1/8 F, 2 piece lamp cord grip bushing Great for pendant lighting where the cord attaches at the canopy. Cord entrance hole I.D. = .27"

**26937**- Black  
**26938**- White

## Cord Grip Bushings for Twisted Pair, SVT-2, & SVT-3 Cord



1/8 M Bakelite Cord Grip Bushings with plastic set-screw lock down- your choice of color. Works well with pulley lamp cord. Cord entrance hole I.D. = .28"

**26922** - Black  
**26923** - White



**26933**- 1/8 M clear plastic cord grip bushing with plastic set screw lock down. Cord entrance hole I.D. = .28"



**26931A**- Antique Brass Finish



**26931BK**- Satin Black Finish




**26931N**- Nickel Plated

## Cord Grip Bushings for Twisted Pair, SVT-2, & SVT-3 Cord

1/8 M brass cord grip bushing with plastic set screw lock down. Great for pendant lighting where the cord attaches at the canopy, 11/16" long, 1/2" dia. Brass body with plastic screw. Cord entrance hole I.D. = .28"

# General Purpose Lamp Cord on 250' Spools - 18/2-SPT



18/2 General Purpose Plastic Covered Lamp Cord (Parallel 2 wire)  
SPT 18/2, 105°C, 300V

250 ft. cord on a Spool, your choice of cord color. Take advantage of our offering of fine cord in various SPT ratings for your next wiring job.

### APPLICATIONS for 18/2-SPT Wire

**SPT-1** - This wire is U.L. Listed for use in hanging fixtures & sconces, easily slips 1/8 IP pipe.

**SPT-1 1/2** - This wire is a recognized component for use in fixtures hanging by a chain, easily slips 1/8 IP pipe. This cord is marked UL 20288.

**SPT-2** - This wire is U.L. Listed for use in portable table and floor lamps, difficult to slip 1/8 IP pipe.

See page H-220 for an explanation of our product certification marks.

Item No.	Length	Color	SPT-1	*SPT-1 1/2 (U.L.20288)	SPT-2	Certification
46600	250 ft.	Brown	X			C UL US LISTED
46601	250 ft.	White	X			
46602	250 ft.	Black	X			
46603	250 ft.	Clear Silver	X			
46604	250 ft.	Antique Bronze	X			
46605	250 ft.	Clear Gold	X			
46606	250 ft.	Unfinished Brass	X			
46608	250 ft.	Antique Brass	X			
46640	250 ft.	Brown		X		C RU US
46641	250 ft.	White		X		
46642	250 ft.	Black		X		
46643	250 ft.	Clear Silver		X		
46645	250 ft.	Clear Gold		X		
46610	250 ft.	Brown			X	C UL US LISTED
46611	250 ft.	White			X	
46612	250 ft.	Black			X	
46615	250 ft.	Clear Gold			X	

\* Recommended for fixtures that are hanging by chain


## 22/2 Special Purpose Thin Lamp Cord



22/2 Thin Plastic Covered Cord (Parallel 2 wire)

250 ft. cord on a Spool, your choice of cord color. Very thin and flexible, special purpose cord for wiring fixtures with narrow wire ways. Fine quality cord but NOT U.L. Listed. NOT recommended for use over 75 Watts (total load).

- 46609 - Antique Brass
- 46620 - Clear Gold
- 46621 - Clear Silver
- 46622 - Black
- 46623 - Brown



# Custom Lamp Cord Sets - All Cord Sets are U.L. Listed



Excellent quality plastic covered cord sets have insulated 18 gauge, stranded copper wire and come with polarized plugs and stripped, copper-tipped ends. 18/2 105°C. U.L. listed.



**46716-** Antique Bronze



**46717-** Unfinished Brass



**46703-** Clear Silver



**46700-** Brown



**46701-** White



**46702-** Clear Gold



**46704-** Black



**46715-** Ivory



**46718-** Antique Brass



**48498-** Plug end cover, protects lamp cord plug from damage during shipping and handling

- U.L. Listed
- 18/2, 105°C
- SPT-1 or SPT-2 Plastic Covered Cord
- Polarized Molded Plugs
- Stripped, Copper Tipped Ends
- Easy To Use
- Cords Available in Variety of Useful Colors / Lengths
- Special Quantity Pricing Available

Item No.	Length	Color	SPT-1	SPT-2
<b>46700</b>	6 ft.	Brown	X	
<b>46701</b>	6 ft.	White	X	
<b>46702</b>	6 ft.	Clear Gold	X	
<b>46703</b>	6 ft.	Clear Silver	X	
<b>46704</b>	6 ft.	Black	X	
<b>46710</b>	8 ft.	Brown	X	
<b>46711</b>	8 ft.	White	X	
<b>46712</b>	8 ft.	Clear Gold	X	
<b>46713</b>	8 ft.	Clear Silver	X	
<b>46714</b>	8 ft.	Black	X	
<b>46715</b>	8 ft.	Ivory	X	
<b>46716</b>	8 ft.	Ant. Bronze	X	
<b>46717</b>	8 ft.	Unfin. Brass	X	
<b>46718</b>	8 ft.	Ant. Brass	X	
<b>46810</b>	8 ft.	Brown		X
<b>46811</b>	8 ft.	White		X
<b>46812</b>	8 ft.	Clear Gold		X
<b>46813</b>	8 ft.	Clear Silver		X
<b>46814</b>	8 ft.	Black		X
<b>46815</b>	8 ft.	Ivory		X
<b>46730</b>	10 ft	Brown	X	
<b>46731</b>	10 ft	White	X	
<b>46732</b>	10 ft	Clear Gold	X	
<b>46733</b>	10 ft	Clear Silver	X	
<b>46734</b>	10 ft	Black	X	
<b>46830</b>	10 ft	Brown		X
<b>46831</b>	10 ft	White		X
<b>46832</b>	10 ft	Clear Gold		X
<b>46833</b>	10 ft	Clear Silver		X
<b>46834</b>	10 ft	Black		X
<b>46720</b>	12 ft.*	Brown	X	
<b>46721</b>	12 ft.*	White	X	
<b>46722</b>	12 ft.*	Clear Gold	X	
<b>46723</b>	12 ft.*	Clear Silver	X	
<b>46724</b>	12 ft.*	Black	X	
<b>46726</b>	12 ft*	Ant. Bronze	X	
<b>46727</b>	12 ft*	Unfin. Brass	X	
<b>46728</b>	12 ft*	Ant. Brass	X	
<b>46820</b>	12 ft.*	Brown		X
<b>46822</b>	12 ft.*	Clear Gold		X
<b>46824</b>	12 ft.*	Black		X
<b>46840</b>	16 ft.*	Brown		X
<b>46842</b>	16 ft.*	Clear Gold		X
<b>46844</b>	16 ft.*	Black		X

\* Recommended for floor lamps

# Lamp Fixture & Ground Wire, Special Cord Sets



18 AWG Tin Plated Copper Ground Wire (single wire). Looks nice with crystal chandeliers

**46661** - 500 ft. cord on a Spool, Tin Plated copper bare braided grounding wire.

**46661C** - 50 ft. length



18 AWG Bare Copper Ground Wire (single wire)

**46660** - 250 ft. cord on a Spool, Copper color bare braided grounding wire.

**46660C** - 50 ft. length



18 1/32, 105°C Type AWM Plastic Covered Cord (single wire)

**46681** - 250 ft. cord on a Spool, White color cord.

**46682** - 250 ft. cord on a Spool, Black color cord.



18/2, SPT-1 - Cord Sets with Switches and Candelabra Sockets installed (Switch is 12" from socket)

**46760** - 6 ft. Brown

**46761** - 6 ft. White



15' long 18/2 SVT 105°C cord set with E26 medium base phenolic socket and UNO thread ring, with set screw. Not U.L. listed, 60 watt max.

**46901** - w/black cord, plug, socket

**46900** - w/white cord, plug, socket



15' long 18/2 SVT 105°C cord set with E26 medium base phenolic socket and UNO thread ring, with set screw, plug, rocker switch mounted 36" from socket. Not U.L. listed, 60 watt max.

**46902** - w/white cord, plug, switch, & socket

**46903** - w/black cord, plug, switch, & socket



Special purpose, 10 ft. rayon covered parallel cord sets with early electric style, brown color lamp plugs, safe & convenient copper-capped wire tips, and plastic insulation covering all stranded wire. Antique style as used on most portable lamps in the early part of the 20th century. Fine quality cord but NOT U.L. listed. Your choice of cord color & plug design.



< "Acorn" design



Ribbed > design

- Your choice of cord color & plug design -

Brown Parallel Cord

**46860**- w/"Acorn" Plug

**46861**- w/Ribbed Plug


Gold Parallel Cord

**46862**- w/"Acorn" Plug

**46863**- w/Ribbed Plug



18/2 - Cord Sets with Switches installed (Switches are 18" from the cord end)

**SPT-1** 

**46750** - 8 ft. Brown

**46751** - 8 ft. White

**46752** - 8 ft. Clear Gold

**46754** - 8 ft. Black

**SPT-2**

**46850** - 8 ft. Brown

**46851** - 8 ft. White

**46852** - 8 ft. Clear Gold

**46854** - 8 ft. Black



**46870** - 8' brown rayon parallel lamp cord (18/2 SPT-1) with molded plug, not UL listed



**46874** - 8' black rayon parallel lamp cord (18/2 SPT-1) with molded plug, not UL listed

**69146** - Mason Jar Pendant Kit, 15' black cotton twisted cord assembled with antique style button plug, black phenolic E26 socket with UNO ring and mason jar lid attached, hanging hooks & strain relief, not UL listed. 60 watt max. (jar & light bulb not included)



# Ground Lugs, Wire Connectors, Cord Bushings, Strain Relief



**48505**- Non-insulated #8 spade terminal, for 22-18 gauge wire, 600V, 105°C, sold each (100 pc. minimum)



**48504**- 8-32 Slip Zinc Plated Lug



**48499**- 1/8IP Slip Zinc Plated Lug with set screw




**48500** - 1/8IP Slip Zinc Plated Ground Lug



**48506**- 1/4IP Slip Zinc Plated Lug



**48503** - Copper ground wire with 8/32 slip brass lug, 9" long



**48501** - 1/8 IP Lug, bare copper grounding wire, 8" long.

## Porcelain HI-HEAT Wire Connectors



- May be used w/Halogen Quartz Lamps -

**48490**- Small porcelain high heat 300V wire connector, rated up to 2 #18 ga. wires

**48491**- Medium porcelain high heat 300V wire connector, rated up to 4 #18 ga wires

**48492**- Large porcelain high heat 300V wire connector, rated up to 5 #18 ga. wires



**48509**- Large wire connector, has spiral threaded metal insert for #22 - #14 AWG wire.



**48508**- Medium wire connector, has spiral threaded metal insert for #22 - #14 AWG wire.



**48507**- Small wire connector, has spiral threaded metal insert for #22 - #16 AWG wire.



Phenolic wire connectors are solderless and tapeless. For joining solid or stranded wire or combinations of both.

**48510**- for 2 or 3 pieces of #18 wire.

**48511**- for 2,3, or 4 pieces of #18 wire.



**26928**- Metal strain relief with fiber insert, .25" I.D.



**26917**- Small flange metal strain relief for use with SVT & SJT wire



**26926**- Large flange metal strain relief for use with SVT & SJT wire



**26941**- Clear strain relief for SVT-2 and SVT-3 plastic round cord, 1/8F with plastic set screw



**26942**- Black strain relief for SVT-2 and SVT-3 plastic round cord, 1/8F with plastic set screw



Heyco strain relief bushings, one-piece nylon unit works for 18/2 parallel lamp cord.

Requires 7/16" mounting hole

**26934** - Black Heyco for SPT-1

**26935** - White Heyco for SPT-1



Requires 1/2" mounting hole

**26912** - Black Heyco for SPT-2

**26913** - White Heyco for SPT-2



**26918**- Plastic pipe hole bushing for 1/8IP pipe



**26927**- Plastic pipe hole bushing for 1/4IP pipe

See page H-220 for an explanation of our product certification marks on this page.



1/4" I.D. Snap-Type Plastic Heyco Bushing. Requires 7/16" mounting hole.

**26910**- Black

**26914**- Gold Color



**26911** - Gold snap-in cord bushing, fits a 5/16" hole for 18/2 SPT-1 cord



1/8M Bakelite Cord Bushings fit twisted pair and parallel lamp cord. Your choice of color.

**26900** - Black

**26904** - White



1/8F Bakelite Cord Bushings fit twisted pair and parallel lamp cord. Your choice of color.

**26901** - Black

**26905** - White



1/4F Bakelite Cord Bushings fit twisted pair and parallel lamp cord. Your choice of color.

**26907** - Black

**26906** - White

# Cross Bars

(UL standard 1598 states that a crossbar used for luminaire shall be at least .053 inches thick if made of steel)



**22911** - 4" crossbar tapped 1/8F w/ 8/32F Gnd. Hole. Slot size  $\frac{3}{16}$ " X  $3\frac{5}{8}$ ", 16 gauge steel, .063" thick. No ground screw



**22918** - 4" Crossbar tapped 1/8F, with 8/32 Ground Screw. Slot size  $\frac{3}{16}$ " X  $3\frac{5}{8}$ ", 16 gauge steel, .058" thick.



**22901** - Tapped bracket bar,  $3\frac{7}{8}$ " long, 1/8IP tap center hole, ground screw inserted. Steel is .058" thick.



**22900** - Tapped bracket bar,  $3\frac{7}{8}$ " long, 1/4IP tap center hole, ground screw inserted. Steel is .078" thick.



**22922** - 4  $\frac{1}{8}$ " Crossbar tapped 1/4F and with 8/32 Ground Screw. 14 gauge steel, .075 thick.



**22924** - 4  $\frac{3}{16}$ " long, 1" wide 11 gauge heavy duty cross bar, tap 1/4IP, 8/32 ground hole with screw inserted. Steel is .122" thick.



**22919** -  $3\frac{15}{16}$ " formed crossbar,  $2\frac{3}{16}$ " to  $3\frac{1}{16}$ " C. To C. dimension.  $\frac{11}{16}$ " center hole slip, has 8/32 ground screw. 16 gauge steel, .065" thick.



**22884** - Combo Swivel, Gem Bar & Standard Cross Bar -  $3\frac{13}{16}$ "

formed crossbar (top) is  $2\frac{3}{4}$ ",  $3\frac{3}{8}$ ", and  $3\frac{1}{2}$ " C to C  $3\frac{7}{8}$ " gem bar has 8/32 ground screw, does not slip 1/8 IP. Steel is .058" thick.



**22910** -  $4\frac{5}{8}$ " Offset Crossbar, slips over  $\frac{5}{8}$ " dia. stud. 8/32 tapped holes are  $4\frac{1}{4}$ " C. to C., no ground hole. Steel is .060 thick



**22923** -  $4\frac{3}{16}$ " long cross bar, tap 3/8IP, 8/32 ground hole (no screw inserted). Steel is .075 thick



**22926** -  $4\frac{1}{2}$ " long offset crossbar, slips 3/8IP pipe, inside screw hole  $2\frac{3}{4}$ " C to C, outside screw holes  $3\frac{1}{2}$ " C to C, with 8-32 ground screw. Steel is .055" thick.



**22885** - Steel Universal Circle Crossbar,  $1\frac{13}{16}$ " center hole - 4" O.D.,  $2\frac{1}{8}$ " C to C,  $2\frac{3}{4}$ " C to C,  $3\frac{1}{2}$ " C to C. With ground screw. Steel is .056" thick




**22927** - 4" universal cross bar, slips 3/8IP, inside screw holes  $2\frac{3}{4}$ " C to C, outside screw holes  $3\frac{1}{16}$ " C to C, tapped 8/32, 8/32 ground hole (no screw inserted). 16 gauge steel, .065" thick.



**22704** - Steel Ground Screw, 8/32M - green color

**22925** - Pin-up bracket, zinc plated steel,  $1\frac{5}{8}$ " long X  $\frac{5}{8}$ " wide X  $\frac{1}{2}$ " offset, for pin-up lamps. Steel is .040" thick



**22882** - All purpose crossbar adjusts from  $3\frac{7}{8}$ " to 5", slips 3/8 IP. Has 45 lbs. load rating. Steel is .053" thick



**22887** - E-Z Adjustable Steel Crossbar, slip 3/8 IP, adjusts  $4\frac{1}{2}$ " to  $6\frac{1}{2}$ ". Steel is .060" thick

# Hickeys, Large Lock Nuts, Fixture Stud, Flanges



1 1/2" Steel Hickey with 8/32F ground hole.

**22870** - 1/8F X 1/8F

**22871** - 1/8F X 1/4F



Heavy 1" ht. Steel Hickeys with 8/32F ground hole.

**22872** - 1/8F X 3/8F

**22873** - 1/4F X 3/8F



1" ht. Steel Hickeys with 8/32F ground hole. 11 gauge steel

**22916** - 1/8F X 1/8F

**22921** - 1/8F X 1/4F

**22917** - 1/4F X 1/4F



3/16" ht. Steel Hickey with 8/32F ground hole.

**22920** - 1/8F X 1/8F



3/4" ht. Die Cast Brass Hickey, 13/16" dia. Unfin

**21106U** - 1/8F X 1/8F



1" ht., Malleable Iron Hickey for heavy duty use

**22914** - 1/8F X 1/4F

**22915** - 1/4F X 3/8F



1/8" ht., Malleable Iron Hickey

**22876** - 1/8F X 1/8F



1/8" ht., Malleable Iron Hickey

**22877** - 1/4F X 1/4F



1/8" ht., Malleable Iron Hickey

**22879** - 3/8F X 3/8F



**22913** - 3/8M X 1/8F Iron Fixture Stud for heavy duty use. 1" ht., 1 3/4" square with 1/4" dia. mounting holes.



**22890** - Rectangular Flat Steel Flange, center tap 1/8F, with two #10 screw holes - 1 5/8" C to C, 1 3/4" L.

## Large Lock Nuts



Steel Lock Nut

**20724** - Zinc Plated

1/2F, 23/32" I.D., 1 1/8" O.D.



Square Nut

**20725** - Zinc Plated

3/8F, 1 1/16" dia.\*



**21130U** - Small Brass Flange, 7/16" height, 1 1/4" diameter, mounting holes 1" C to C, tap 1/8F, unfinished

\*This is the diameter across the flats. It is also the size of wrench to use.

# Slotted Screws & Thumb Screws



8/32 Thread Steel Thumb Head Screws.

Brass Plated  
**20901** - 1/2"  
**20945** - 3/4"  
**20823** - 1"  
 Antique Brass  
**20901A** - 1/2"  
**20945A** - 3/4"

Nickel Plated  
**20901N** - 1/2"  
**20945N** - 3/4"  
**20823N** - 1"  
 Black  
**20901B** - 1/2"



Brass Ball-Head Thumb Screw,  
 Unfinished Brass  
**20904** - 1/2" thread length  
**20883** - 3/4" thread length  
 8/32 thread. Head dia. 3/8".



Early Style Brass Knurled Head Screw.  
**20956** - Unfinished  
 8/32 thread,  
 3/8" thread length



Steel Canopy Screws, 8/32 thread.  
 Head Dia. 5/32".  
 - Sizes in Thread Length -

Brass Plated  
**20885** - 1/2"  
**20887** - 1"  
**20888** - 1 1/2"  
**20889** - 2"

Antique Brass  
**20887A** - 1"  
**20888A** - 1 1/2"  
**20889A** - 2"

Nickel Plated  
**20887N** - 1"  
**20888N** - 1 1/2"  
**20889N** - 2"



Turned Brass Thumb Screw,  
 Size = Thread Length  
**20882** - 1/2", Brass Unfinished  
**20892** - 3/4", Brass Unfinished  
**20900** - 1", Brass Unfinished  
**20900N** - 1", Nickel Plated  
**20954** - 1 1/2", Brass Unfinished  
 8/32 thread. Head dia. 1 3/32"



Turned Brass Thumb Screw  
**20890U** - Unfin.  
 8/32 Thread,  
 3/8" Thread length

## Special Sizes!



Steel Screw, 1/2"  
 Thread Length  
**20907** - Brass Plated  
 5/40 thread



Cross Drilled Screw  
**20893** - Brass, Unfin.  
 6/32 thread, 5/32" long



Brass Knurled Head Thumb Screw  
**20903** - Burnished & Lacq.  
 8/32 thread,  
 1/4" thread length



Brass Knurled Head Thumb Screw  
**20902** - Unfinished.  
 8/32 thread,  
 3/8" thread length



Turned Brass Thumb Screw  
**20891U** - Brass, Unfin.  
**20891A** - Antique Brass  
 8/32 Thread,  
 1/2" Thread length



Steel Screw, 1/2"  
 Thread Length  
**20919** - Brass Plated  
 6/32 thread



Steel Screw, 1/2"  
 Thread Length  
**20919A** - Antique Brass Finish  
 6/32 thread



Steel Screw, 1/2"  
 Thread Length  
**20919N** - Nickel Plated Finish  
 6/32 thread



Rosette Head Thumb Screw,  
**20909** - Brass Plated Steel  
 6/32 thread, 1/2" thread length



**Solid Brass** Thumb Head Screw  
**20942** - Unfin.  
 8/32 thread, 1/2" thread length



Steel Canopy Screw  
**20908** - Brass Plated  
 8/32" thread, 3/16" thread length



Slotted, Flat Head Screw  
**20881U** - Brass, Unfinished  
 8/32 thread,  
 3/8" thread length



Screw For Switch Plates  
**20880** - Brass Plated Steel  
 6/32 thread, 1/2" long



Flat Head Finial Screw  
**20905** - Brass Plated Steel  
 1/4-27 thread, 1/2" overall length

# Balls, Caps, Nuts, Knobs, (Ø=dia., Br. = Brass)



3/8" dia.

Brass Ball

**21000U**- 6-32F

**21001U**- 8-32F

Unfinished



3/8" dia.

Brass Ball

**21001A**-

Ant. Brass Finish

Tap 8-32F



3/8" dia.

Brass Ball

**21001BK**-

Black Finish

Tap 8-32F



3/8" dia.

Brass Ball

**21001N**-

Nickel Plated

Tap 8-32F



1/2" dia.

Brass Ball

**21003U**-

Unfinished

Tap 8-32F



Brass Tapered Knob, 3/8" ht., 5/16" dia.

**21166U**- Unfin.

Tap 8-32F



Brass Cylinder Knob, 9/32" ht., 1/4" Ø

**21133U**- Unfin.

**21133N**- Nickel Pl.

Tap 8/32F



Brass Battery Nut, 3/16" ht., 1 1/32" dia.

**20730**- Unfin.

Tap 8/32F



Brass Nut, 9/32" ht., 5/16" dia.

**20709**- Unfin.

Tap 8/32F



Steel Nut, 9/32" ht., 5/16" dia.

**20709A**- Ant.

Brass Finish

Tap 8/32F



Steel Nut, 9/32" ht., 5/16" dia.

**20709B**- Ant.

Bronze Finish

Tap 8/32F



Steel Nut, 9/32" ht., 5/16" dia.

**20709BK**-

Black Finish

Tap 8/32F



Steel Nut, 9/32" ht., 5/16" dia.

**20709W**-

White Finish

Tap 8/32F



Steel Nut, 9/32" ht., 5/16" dia.

**20709N**-

Nickel Plated

Tap 8/32F



Brass Bracket Cap, 1/4" ht., 9/16" dia.

**21152U**-

Unfinished

Tap 8/32F



Knurled Br. Knob 5/16" Ø, 5/16" ht.

**20716BK**-

Black Finish

Tap 8/32F



Knurled Br. Knob 5/16" Ø, 5/16" ht.

**20716N**- Nickel

Plated

Tap 8/32F



Knurled Br. Knob 5/16" Ø, 5/16" ht.

**20716A**- An-

tique Brass

Tap 8/32F



Knurled Br. Knob 5/16" Ø, 5/16" ht.

**20716**- Bur-

nished & Lacq

Tap 8/32F



Knurled Br. Knob 5/16" Ø, 5/16" ht.

**20716U**- Un-

finished

Tap 8/32F



Br. Pear Knob, 3/8" Ø, 7/16" ht.

**21016U**- Unfin.

Tap 8/32F



9/16" dia. X 1/4" ht. Brass Bracket Cap

**21018N**- Nickel Plated

**21018**- Burn & Lacq.

**21018A**- Antique Finish

**21018BK**- Black Finish

**21018U**- Unfinished

Tap 1/8F



Brass Knob, 3/4" Ø, 1" ht.

**21028U**- Unfin.

Tap 1/8F



Cast Brass Rosette Cap, 3/4" Ø, 5/16" ht.

**21020U**- Unfin.

Tap 1/8F



Brass Cap, 9/16" Ø, 1 1/32" ht.

**21017**-

Burn & Lacq.

Tap 1/8F



Brass Cap, 9/16" Ø, 1 1/32" ht.

**21017U**-

Unfinished

Tap 1/8F



Brass Cap, 9/16" Ø, 1 1/32" ht.

**21017N**-

Nickel Plated

Tap 1/8F



1/2" dia. X 1/2" ht. Brass Acorn Knob

**21023U**-

Unfinished

Tap, 1/8F



Flat Knurled Br. Bracket Cap, 9/16" Ø, 7/32" ht.

**20704**- Unfin.

Tap 1/8F



Brass Flat Cap, 3/8" ht., 5/8" dia.

**21131N**-

Nickel Plated

Tap 1/8F



Brass Flat Cap, 3/8" ht., 5/8" dia.

**21131U**-

Unfinished

Tap 1/8F



Brass, Slightly Rounded, Flat Cap, 1/4" ht., 3/4" dia.

**21132U**- Unf.

Tap 1/8F



Brass Flat Cap, 3/8" ht., 1 1/4" dia.

**21126U**-

Unfinished

Tap 1/8F



Brass Ball, 5/8" dia.

**21005N**-

Nickel Plated

Tap 1/8F



Brass Ball, 5/8" dia.

**21005U**-

Unfinished

Tap 1/8F



Br. Flange Cap, 15/16" Ø, 9/32" ht.

**21019**- Burn. &

Lacq.

Tap 1/8F



Turned Brass 1/2 Ball Finial Cap, Unfinished

**20840U**- 1/2" dia., 1/4" ht.

**21030U**- 3/4" dia., 3/8" ht.

Tap 1/8F

Turned Brass Ball Finial, Unfinished

**21004U**- 5/8" dia., Tap 1/4-20F

**20838U**- 3/4" dia., Tap 1/8F

**20836U**- 1" dia., Tap 1/8F

**21068U**- 1" dia., Tap 1/4F



Die Cast Brass Rosette Cap, 1 3/16" Ø, 1/4" ht.

**21067U**-

Unfinished

Tap 1/8F



# Threaded Nipples, Pipe, and Rod



## 1/8 IP Steel Running Thread Seamless Nipples

No.	Size	No.	Size
22346	- 3/8"	22367	- 2 3/4"
22347	- 1/2"	22368	- 3"
22360	- 5/8"	22369	- 3 1/4"
22361	- 3/4"	22370	- 3 1/2"
22362	- 1"	22371	- 4"
22363	- 1 1/4"	22372	- 4 1/2"
22364	- 1 1/2"	22373	- 5"
22348	- 1 3/4"	22374	- 5 1/2"
22350	- 2"	22375	- 6"
22365	- 2 1/4"	22349	- 8"
22366	- 2 1/2"		

## 1/4 IP Steel Running Thread Zinc Plated Nipples

No.	Size	No.	Size
22351	- 1/2"	22356	- 2 1/2"
22352	- 3/4"	22357	- 3"
22353	- 1"	22358	- 3 1/2"
22354	- 1 1/4"	22201	- 4"
22200	- 1 1/2"	22202	- 6"
22355	- 2"		

## 3/8 IP Steel Running Thread Zinc Plated Nipples

No.	Size
22340	- 1" Length
22341	- 2" Length
22342	- 3" Length



## 1/8 IP Steel Pipe Threaded at Each End 3/4" X 3/4". Unfinished Steel

No.	Size	No.	Size	No.	Size	No.	Size
22303	- 5"	22313	- 8 1/2"	22322	- 11 3/4"	22331	- 15 1/2"
22304	- 5 1/4"	22314	- 8 3/4"	22323	- 12"	22332	- 16"
22305	- 5 1/2"	22315	- 9"	22324	- 12 1/2"	22333	- 16 1/2"
22306	- 6"	22316	- 9 1/2"	22325	- 12 3/4"	22334	- 17"
22307	- 6 1/4"	22317	- 10"	22326	- 13"	22335	- 17 1/2"
22308	- 6 1/2"	22318	- 10 1/2"	22327	- 13 1/2"	22336	- 17 3/4"
22309	- 6 3/4"	22319	- 11"	22328	- 14"	22337	- 18"
22310	- 7"	22320	- 11 1/4"	22329	- 14 1/2"	22338	- 18 1/2"
22311	- 7 1/2"	22321	- 11 1/2"	22330	- 15"	22339	- 19"
22312	- 8"						



1/8 IP  
PLATED  
STEEL PIPE  
threaded at  
each end  
3/4" x 3/4"

### Nickel Plated

22300N	- 4"
22306N	- 6"
22312N	- 8"
22317N	- 10"
22323N	- 12"
22328N	- 14"
22332N	- 16"
22337N	- 18"



1/8 IP  
SOLID  
BRASS  
PIPE  
threaded at  
each end  
3/4" x 3/4"

### Brass Plated

22300P	- 4"
22306P	- 6"
22312P	- 8"
22317P	- 10"
22323P	- 12"
22328P	- 14"
22332P	- 16"
22337P	- 18"



### Unfin. Brass

22300U	- 4"
22306U	- 6"
22312U	- 8"
22317U	- 10"
22323U	- 12"
22328U	- 14"
22332U	- 16"
22337U	- 18"

## Bent Figurine Pipe

Bent figurine pipe threaded 1/8IP each end, thread length 1/2" X 3/4". Brass Plated & Lacq.

12040	- 8"
12041	- 9"
12047	- 16"

## SOLID BRASS 1/8 IP All-Thread Pipe & Nipples



22376	- 1/2"
22377	- 3/4"
22378	- 1"
22379	- 1 1/2"
22211	- 2"
22212	- 2 1/2"

22393 - 1/8 IP X 36"  
BRASS ALL THREAD PIPE.  
High Quality Seamless Pipe.

Heavy Duty STEEL  
FLOOR LAMP  
PIPE with 1" of  
1/4IP Thread at Both  
Ends. Unfinished Steel

No.	Size
22383	- 46"
22385	- 52"
22387	- 58"



## 36" Seamless All Thread Steel Pipe - ZINC PLATED



22390 - 1/8 IP X 36" Minimum of 3 pcs.	22380 - 1/4 IP X 36" Minimum of 3 pcs.	22395 - 3/8 IP X 36" Minimum of 2 pcs.
---	---	---

## ALL THREAD - SOLID ROD



### Steel 1/4-27

22400	- 1" length
22401	- 1 1/2" length
22452	- 24" length



### Steel 8/32

22414	- 1 1/4" length
-------	-----------------

## 3/8" PIPE FOR BENDING OR THREADING



3/8 inch outside diameter soft brass pipe for bending and threading, 36" long

10328U	- Unfinished brass
10328N	- Nickel plated brass

# Special Nipples, Cord Bushings, Flanges, & Reducers



**22343** - 1/2" Brass Stop Nipple, 1/8M



**22344N** - Steel Hex Nipple, 1/2" head size, 3/8" shank, 1/2" ht., 1/8M thread



**22345** - Brass Shoulder Nipple, 5/16" L X 1/8" L thread, 1/8M X 1/8M



**22359** - Brass Small Head Flange Nipple, 1 3/32" hex head, 3/8" shank, 1/8M thread



**22344** - Brass Hex Nipple, 1/2" hex head, 3/8" shank, 1/2" ht., 1/8M thread

## Cord & Pipe Bushings



Cord Bushing  
**21141U** - Brass, Unfinished  
1/8M



Cord Bushing  
**26909** - Brass, Unfinished  
1/8M, 3/8" overall length, 1 5/32" dia.



Cord Bushing  
**21024** - Brass, Unfinished  
1/4M, 3/8" overall length, 1 1/16" dia.



1/4" I.D. Snap-Type Plastic Heyco Bushing. Requires 7/16" mounting hole.  
**26910** - Black  
**26914** - Gold Color



**26911** - Gold snap-in cord bushing, fits a 5/16" hole for 18/2 SPT-1 cord



**72902** - Brass pipe cap, 3/8F, 1" wide X 3/4" tall



1/8M Bakelite Cord Bushings fit twisted pair and parallel lamp cord. Choice of color.  
**26900** - Black  
**26904** - White



1/8F Bakelite Cord Bushings fit twisted pair and parallel lamp cord. Choice of color.  
**26901** - Black  
**26905** - White



1/4F Bakelite Cord Bushings fit twisted pair and parallel lamp cord. Your choice of color.  
**26907** - Black  
**26906** - White



**26918** - Plastic pipe hole bushing for 1/8IP pipe



**26927** - Plastic pipe hole bushing for 1/4IP pipe

## Small Bushings & Reducers (Ø = Dia.)



Eyelet Bushing for sh. holders or socket covers. 1/4" Ø, 5/32" ht.  
**20918** - Brass, Unfinished  
8/32 F



Eyelet Bushing for sh. holders or socket covers. 1/4" Ø, 5/32" ht.  
**21031** - Brass, Unfinished  
6/32 F



1/2" dia. Bushing, press in to fit 1 1/32" dia. hole  
**21164** - Aluminum, Nickel Plated Finish  
1/4-27F



Headless Reducer  
**20896** - Brass, Unfin.  
1/8M X 6/32F, 5/32" thread length



Brass Reducer, 7/16" Ø, 1/4" ht.  
**20913** - Unfin.  
8/32 F x 1/8 M.



Brass Headless Bushing,  
**21139U** - Unfin.  
1/8M X 1/4-27F



Headless Reducer Bushing, 1/4" thread length  
**20897** - Brass, Unfin.  
1/8M X 1/4-20F



Headless Reducer, Brass Unfinished. 1/4" thread length  
**20915** - 1/4-27F X 1/8M  
**20916** - 8/32F X 1/8M



Brass Reducer, 7/16" dia., 7/32" ht.  
**20910** - Unfin.  
1/8 M x 1/4-27F.



Slotted, Headless Reducer, Brass  
**21140U** - Unfin.  
1/8M X 1/4-27F



Shade Rest Bushing, Brass, 9/16" Ø, 9/16" ht.  
**20914** - Unfin.  
1/8M X 1/4-27F

# Reducers, Bushings, & Nozzles



Headless Reducer,  
Brass, 1/4" long  
**20917**- Unfinished  
1/8F X 1/4M



Brass Reducer,  
9/16" dia., 5/16" ht.  
**20912**- Unfin.  
1/4 M x 1/8 F



1" Long, Brass Reducer  
**20899**- Unfinished  
1/4M X 1/8F



Brass Reducer,  
3/4" dia., 1 1/32" ht.  
**20943**- Unfin.  
1/8 F x 3/8 M



Brass Headless Re-  
ducer, 1/4" long,  
**20944**- Unfinished  
1/8F X 3/8M



3/4" Dia. Stud Bushing  
**21146U** - Brass, Unfin.  
3/8F X 1/8F



Brass Reducer,  
3/4" dia., 1 1/32" ht.  
**20911** - Unfinished  
3/8 M x 1/4 F



Headless Reducer Bushing  
**20898** - Brass, Unfin.  
3/8M X 1/4F, 1/4" thread  
length



Shoulder Reducer  
**21145U** - Brass, Unfin.  
1/2M X 1/4F



Reducer Bushing,  
7/8" dia., 1 1/32" ht.  
**21026** - Brass, Unfin.  
1/2M X 3/8F

## Nozzles



Straight Nozzle,  
**EUROPEAN TO**  
**1/8 IPS MALE**  
**21072U**- Brass,  
Unfinished  
1/10F (standard Eu-  
ropean metric thread)  
X 1/8M, 9/16" Ht.



Cut Nozzle,  
5/8" dia., 3/4" ht.  
**20819U**- Brass,  
Unfinished  
1/4F X 1/8M



Cut Nozzle,  
3/4" ht.  
**21147U**- Brass,  
Unfinished  
3/8F X 1/8M



Straight Nozzle,  
3/4" ht.  
**21144U**- Brass,  
Unfinished  
3/8F X 1/8M



Straight Nozzle,  
1 3/16" ht.  
**21143U**- Brass,  
Unfinished  
1/4F X 1/8M



Straight Nozzle,  
9/16" Ht.  
**21142U**- Brass,  
Unfinished  
1/8F X 1/8M



45 Degree Angle  
Brass Nozzle.  
1 7/32" O.D., 2 5/32" ht.  
**20938**- Unfin.  
1/8F x 1/8M



90 Degree Angle  
Brass Nozzle. 1 7/32"  
O.D., 2 5/32" ht.  
**20937**- Unfin.  
1/8F x 1/8M



Turned Brass  
Beaded Nozzle,  
1 7/32" dia., 9/16" ht.  
**20941U**- Unfin.  
1/8F x 1/8M



Brass Gas Cap Blind (not  
through) 3/4" dia., 3/8" ht.  
**21022U** - Unfinished  
Tap 1/8F X 3/8F

# Brass & Wooden Vase Caps, 1/8IP Slip

SEE OUR LOW PRICES ON VASE CAPS!



Brass, Polished and Lacq. Finish			
No.	Dia.	No.	Dia.
22600	1 3/8"	22610	3 3/4"
22601	1 1/2"	22611	4"
22602	1 3/4"	22612	4 1/4"
22603	2"	22613	4 1/2"
22604	2 1/4"	22614	4 3/4"
22605	2 1/2"	22615	5"
22606	2 3/4"	22616	5 1/4"
22607	3"	22617	5 1/2"
22608	3 1/4"	22618	5 3/4"
22609	3 1/2"	22619	6"

Brass, Antique Brass Finish			
No.	Dia.	No.	Dia.
22600A	1 3/8"	22610A	3 3/4"
22601A	1 1/2"	22611A	4"
22602A	1 3/4"	22612A	4 1/4"
22603A	2"	22613A	4 1/2"
22604A	2 1/4"	22614A	4 3/4"
22605A	2 1/2"	22615A	5"
22606A	2 3/4"		
22607A	3"		
22608A	3 1/4"		
22609A	3 1/2"		

Brass, Nickel Finish			
No.	Dia.	No.	Dia.
22600N	1 3/8"	22611N	4"
22601N	1 1/2"	22612N	4 1/4"
22602N	1 3/4"	22613N	4 1/2"
22603N	2"	22614N	4 3/4"
22604N	2 1/4"	22615N	5"
22605N	2 1/2"	22650N	6 1/4"
22606N	2 3/4"	22651N	6 1/2"
22607N	3"	22652N	7"
22608N	3 1/4"	22653N	7 1/2"
22609N	3 1/2"	22654N	8"
22610N	3 3/4"		

Brass, Satin Brass & Lacq. Finish (Brush Brass Finish)			
No.	Dia.	No.	Dia.
22630	1 3/8"	22640	3 3/4"
22631	1 1/2"	22641	4"
22632	1 3/4"	22642	4 1/4"
22633	2"	22643	4 1/2"
22634	2 1/4"	22644	4 3/4"
22635	2 1/2"	22645	5"
22636	2 3/4"	22646	5 1/4"
22637	3"	22647	5 1/2"
22638	3 1/4"	22648	5 3/4"
22639	3 1/2"	22649	6"



Unfinished (Raw) Brass			
No.	Dia.	No.	Dia.
22600U	1 3/8"	22613U	4 1/2"
22601U	1 1/2"	22614U	4 3/4"
22602U	1 3/4"	22615U	5"
22603U	2"	22616U	5 1/4"
22604U	2 1/4"	22617U	5 1/2"
22605U	2 1/2"	22618U	5 3/4"
22606U	2 3/4"	22619U	6"
22607U	3"	22650U	6 1/4"
22608U	3 1/4"	22651U	6 1/2"
22609U	3 1/2"	22652U	7"
22610U	3 3/4"	22653U	7 1/2"
22611U	4"	22654U	8"
22612U	4 1/4"		

Nice Quality Wooden Vase Cap. <u>Unfinished</u> sanded hard wood with 1/8IP center hole. Top & sides well sanded and ready to paint			
No.	Dia.	No.	Dia.
10210U	2"	10215U	4 1/2"
10211U	2 1/2"	10216U	5"
10212U	3"	10217U	6"
10213U	3 1/2"	10218U	7"
10214U	4"	10219U	8"

Nice Quality Wooden Vase Cap. Sanded hard wood with <u>Waxed Black</u> <u>Finish</u> , and 1/8IP center hole.			
No.	Dia.	No.	Dia.
10210B	2"	10215B	4 1/2"
10211B	2 1/2"	10216B	5"
10212B	3"	10217B	6"
10213B	3 1/2"		
10214B	4"		



Nice Quality Wooden Vase Cap. Sanded hard wood w/ <u>Waxed Rosewood</u> <u>Finish</u> , & 1/8IP center hole.			
No.	Dia.	No.	Dia.
10210R	2"	10215R	4 1/2"
10211R	2 1/2"	10216R	5"
10212R	3"	10217R	6"
10213R	3 1/2"		
10214R	4"		

Ø = Dia., \*This is the diameter across the flats. It is also the size of wrench to use.

# Hexnuts, Knurled Nuts, & Lock Nuts

						
Hexnut, 5/16" Ø*, 3/32" thick	Hexnut, 5/16" dia.*, 3/32" thick	Brass Hex Nut, 7/16" Ø*, 1/8" thick	Steel Washer-type pal- nut, 7/8" Ø, 3/16" deep <b>20707</b> - Brass Plated & Lacquered	Brass Hexagon Locknut, 1/2" Ø*, 1/8" thick <b>20700</b> - Unfin.	Steel Hexagon Locknut, 1/2" Ø* <b>20600</b> -Brass Plated & Lacq.	Brass Hex Nut, 1/2" Ø*, 3/16" thick <b>20726</b> - Unfin.
<b>20729</b> - Steel	<b>20708</b> - Steel	<b>20728</b> - Unfin.				
6/32F	8/32F	1/4-27F	1/8F	1/8F	1/8F	1/8F
						
Steel Hexnut, 1/2" dia.*, 1/8" thick	Counter Sunk, Heavy Steel Hexnut, 9/16" Ø*, 3/16" thick	Counter Sunk, Heavy Steel Hexnut, 9/16" Ø*, 3/16" thick	Steel Hexnut, <u>Milled</u> From Barstock, 9/16" dia.*	Steel Hexnut, 1 1/16" dia.*, 1/8" thick <b>20702</b> - Unfin.	Steel Hexnut, 1 1/16" dia.*, 1/8" thick <b>20602</b> - Zinc Plate	
<b>20701</b> - Unfin.	<b>20706</b> - Brass Plated & Lacq.	<b>20705</b> - Unfin.	<b>20601</b> - Unfin.			
1/8F	1/8F	1/8F	1/8F	1/4F	1/4F	
						
Brass Hex Nut, 1 1/16" dia.*, 1/8" thick <b>20727</b> - Unfinished	Heavy Steel Hex Nut, 1 1/16" dia.*, 1/4" thick <b>20605</b> - Zinc Plate	Special Heavy Steel Locknut, 3/4" dia.*, 1/4" thick <b>22700</b> - Unfin.	Steel Hex Nut, 7/8" dia.*, 1/8" thick <b>20710</b> - Unfin.	Brass Hex Nut, Unchamfered, 7/8" dia.*, 7/32" thick <b>20604</b> - Unfin.	Square Nut <b>20725</b> - Zinc Plated	
1/4F	1/4F	1/4F	3/8F	3/8F	3/8F, 1 1/16" dia.*	
						
Knurled Nut, Brass, 1/2" dia., 3/32" thick	Knurled Nut, Brass, 9/16" dia., 3/32" thick	Knurled Nut, Brass, 9/16" dia., 3/32" thick	Knurled Locknut, Brass, 9/16" dia., 3/32" thick	Knurled Locknut, 9/16" Ø, 3/32" thick <b>20719N</b> - Nickel Plated Brass	Knurled Locknut, Brass, 3/4" dia., 3/32" thick <b>20720N</b> - Nickel Plate	Steel Lock Nut, 1/8" O.D. <b>20724</b> - Zinc Plated
<b>20717U</b> - Unfin.	<b>20718U</b> - Unfin.	<b>21154U</b> - Unfin.	<b>20703</b> - Unfinished <b>20719</b> - Burn. Lacq.		<b>20720</b> - Burn. & Lacq.	
8/32F	1/4-20F	1/4-27F	1/8F	1/8F	1/8F	1/2F, 23/32" I.D.,
						
Knurled Locknut, 3/4" dia., 3/32" thick <b>20711A</b> - Brass, Antique Brass Finish	Large Knurled Lock- nut, Unfin. Brass, 3/4" Ø, 3/32" thick <b>20711</b> - 1/8F <b>20712</b> - 1/4-27F <b>20713</b> - 1/4F	Extra Large Knurled Locknut, Unfin. Brass, 1" dia., 1/8" thick <b>20714</b> - 1/8F <b>20715</b> - 1/4F	Knurled Nut, Brass, 1" dia., 1/8" thick <b>20723U</b> - Unfinished	Beaded Round Locknut, Brass, 9/16" dia., 3/32" thick <b>20721N</b> - Nickel Plated <b>20721</b> - Burn. & Lacq. <b>20721U</b> - Brass, Unfin.	Beaded Round Locknut, 23/32" dia., 5/32" thick <b>20722U</b> - Brass, Unfinished	
1/8F			3/8F	1/8F	1/4F	

# Washers



Cup Washer For  
Ground Screw,  
7/16" dia.  
**22705**- Steel  
8/32 slip



Split Type Lock  
Washer, 9/16" dia.  
**22737**- Steel  
1/8 IP slip



3/4" O.D. Steel  
Washer.  
1/32" thick  
**22720** -Slips  
1/8 IP



1" O.D. Regular  
Duty Steel Washer.  
1/32" thick  
**22721** - Slips 1/8 IP



1" O.D. Heavy Duty,  
Steel Washer. 3/32"  
thick  
**22728** - Slips 1/8 IP



1/8 IP slip, Brass Plated  
Steel Washers. 1/32" thick  
**22729** - 5/8" dia.  
**22736** - 3/4" dia.  
**22730** - 1" dia.



1 1/2" O.D. Heavy Duty  
Steel Washer. 3/32" thick  
**22722** - 1/8 IP slip



1 1/2" O.D. Light Duty  
Steel Washer. 1/16" thick  
**22725** - 1/8 IP slip



2" O.D. Heavy Steel  
Washers. 3/32" thick  
**22723** -1/8 IP slip  
**22724** -1/4 IP slip



1 1/4" O.D. Heavy Steel  
Washer. 3/32" thick  
**22727**- Slips 1/4 IP



1 1/2" O.D. Heavy Steel  
Washer. 3/32" thick  
**22726** - 1/4 IP slip



Rubber Candlestick  
and Bottle Adapter  
**26720**- 5/8" dia.  
**26721**- 3/4" dia.  
**26722**- 1" dia.  
1/8 IP slip



White Felt Washer  
**22732**- 3/4" dia.  
**22733**- 1" dia.  
**22734**- 1 3/8" dia.  
1/8 IP slip, 1/16" thick



1 1/4" O.D., 1/16" thick, for  
crystal fixtures/bobesches.  
Seats 7/8" opening  
**21985** -Clear Plastic  
Washer  
29/32" I.D.



Steel Reducing  
Washer, 1 1/16" dia.  
**22735**- Brass Plate  
& Lacq.  
reduces 1/4 IP slip  
to 1/8 IP slip

## RUBBER WASHERS



1/8 IP slip, Black Rubber  
Washer, 3/32" thick  
**26700**- 3/4"  
**26702**- 1"



1/8 IP slip, White Rub-  
ber Washer, 3/32" thick  
**26701**- 3/4"  
**26703**- 1"  
**26705**- 1 1/4"  
**26707**- 1 1/2"



Lock Washer, 1 1/32"  
dia., 1/32" thick  
**22731** - Steel  
8/32 Slip, (5/32" I.D.)



Plated Steel Lock Washers, w/rust  
proof finish  
**22702**- slips 1/8 IP, 19/32" Ø, 1/32" thick  
**22701**- slips 1/4 IP, 25/32" Ø, 1/16" thick  
**22703**- slips 3/8 IP, 1 3/16" Ø, 1/16" thick



Lock Washer, Shake  
Proof, 1/16" thick  
**22703**- Steel, Zinc  
Plated  
3/8 IPS Slip

# Steel Check Rings & Specialty Brass Seating & Slip Rings



Stamped Steel, Brass Plated & Lacquered

	Seating	Slip
<b>22499</b>	1/2"	1/8 IP
<b>22500</b>	5/8"	1/8 IP
<b>22501</b>	3/4"	1/8 IP
<b>22502</b>	7/8"	1/8 IP
<b>22503</b>	1"	1/8 IP
<b>22504</b>	1 1/8"	1/8 IP
<b>22505</b>	1 1/4"	1/8 IP
<b>22506</b>	1 3/8"	1/8 IP
<b>22507</b>	1 1/2"	1/8 IP
<b>22508</b>	1 3/4"	1/8 IP
<b>22509</b>	2"	1/8 IP
<b>22510</b>	5/8"	1/4 IP
<b>22511</b>	3/4"	1/4 IP
<b>22512</b>	7/8"	1/4 IP
<b>22513</b>	1"	1/4 IP
<b>22514</b>	1 1/8"	1/4 IP
<b>22515</b>	1 1/4"	1/4 IP
<b>22517</b>	1 1/2"	1/4 IP



Stamped Steel, Antique Brass Finish

	Seating	Slip
<b>22499A</b>	1/2"	1/8 IP
<b>22500A</b>	5/8"	1/8 IP
<b>22501A</b>	3/4"	1/8 IP
<b>22502A</b>	7/8"	1/8 IP
<b>22503A</b>	1"	1/8 IP
<b>22504A</b>	1 1/8"	1/8 IP
<b>22505A</b>	1 1/4"	1/8 IP
<b>22506A</b>	1 3/8"	1/8 IP
<b>22507A</b>	1 1/2"	1/8 IP



Stamped Steel, Nickel Plated

	Seating	Slip
<b>22499N</b>	1/2"	1/8 IP
<b>22500N</b>	5/8"	1/8 IP
<b>22501N</b>	3/4"	1/8 IP
<b>22502N</b>	7/8"	1/8 IP
<b>22503N</b>	1"	1/8 IP
<b>22504N</b>	1 1/8"	1/8 IP
<b>22505N</b>	1 1/4"	1/8 IP
<b>22506N</b>	1 3/8"	1/8 IP
<b>22507N</b>	1 1/2"	1/8 IP
<b>22508N</b>	1 3/4"	1/8 IP
<b>22509N</b>	2"	1/8 IP



**22534** - 1 1/8" Stamped Brass Check Ring, slips 1/8 IP

**22534N** - 1 1/8" Nickel Plated Stamped Brass Check Ring, slips 1/8 IP



Turned Brass, Pipe or Tube Slip Ring with set screw. Unfinished

	Slip Size
<b>22559U</b> -	3/8"
<b>22560U</b> -	1/2"
<b>22561U</b> -	5/8"
<b>22562U</b> -	3/4"
<b>22563U</b> -	7/8"
<b>22564U</b> -	1"



1 1/4" dia. cast brass beaded seating ring for 7/8" O.D. tube. Slips 1/8 IP. **22541** - Pol. & Lacq. **22541U** - Unfin. (pictured)



1 1/8" dia. cast brass beaded seating ring for 3/4" O.D. tube. Slips 1/8 IP. **22540** - Pol. & Lacq. (pictured) **22540U** - Unfinished



Heavy Cast Brass, Square Check Ring. #22550U seats #10320 tubing, page H-149. Unfinished brass. **22550U** - 3/4" X 3/4" **22552U** - 1" X 1"



**22551** - Cast brass sq. seating ring. 1 5/16" O.D., slips 3/4", seats 7/8" sq. tube. Pol. & Lacquered **22551U** - Unfinished

# Turned Brass Check & Seating Rings



Turned Brass DOUBLE  
Check Rings, Unfinished

	<u>Seating</u>	<u>Slip</u>
<b>22555</b>	3/4" X 3/4"	1/8 IP
<b>22556</b>	7/8" X 7/8"	1/8 IP
<b>22557</b>	1" X 1"	1/8 IP
<b>22558U</b>	1 1/4" X 1 1/4"	1/4 IP



TAPPED, Turned Brass  
Check Rings, Unfinished

	<u>Seating</u>	<u>Tap</u>
<b>22545U</b>	5/8"	1/8 F
<b>22546U</b>	3/4"	1/8 F
<b>22547U</b>	7/8"	1/8 F
<b>22548U</b>	1"	1/8 F



Antique Brass Finish  
Turned Brass Check Rings

	<u>Seating</u>	<u>Slip</u>
<b>22519A</b>	1/2"	1/8 IP
<b>22520A</b>	5/8"	1/8 IP
<b>22521A</b>	3/4"	1/8 IP
<b>22522A</b>	7/8"	1/8 IP
<b>22523A</b>	1"	1/8 IP
<b>22524A</b>	1 1/8"	1/8 IP
<b>22525A</b>	1 1/4"	1/8 IP
<b>22526A</b>	1 1/2"	1/8 IP



Turned Brass Check Rings  
Burnished & Lacq.

	<u>Seating</u>	<u>Slip</u>
<b>22519</b>	1/2"	1/8 IP
<b>22520</b>	5/8"	1/8 IP
<b>22521</b>	3/4"	1/8 IP
<b>22522</b>	7/8"	1/8 IP
<b>22523</b>	1"	1/8 IP
<b>22524</b>	1 1/8"	1/8 IP
<b>22527</b>	1 1/4"	1/8 IP
<b>22528</b>	1 3/8"	1/8 IP
<b>22529</b>	1 1/2"	1/8 IP
<b>22535</b>	1 3/4"	1/8 IP
<b>22530</b>	3/4"	1/4 IP
<b>22531</b>	7/8"	1/4 IP
<b>22532</b>	1"	1/4 IP
<b>22533</b>	1 1/4"	1/4 IP



Turned Brass Check Rings  
Unfinished

	<u>Seating</u>	<u>Slip</u>
<b>22519U</b>	1/2"	1/8 IP
<b>22520U</b>	5/8"	1/8 IP
<b>22521U</b>	3/4"	1/8 IP
<b>22522U</b>	7/8"	1/8 IP
<b>22523U</b>	1"	1/8 IP
<b>22524U</b>	1 1/8"	1/8 IP
<b>22525U</b>	1 1/4"	1/8 IP
<b>22526U</b>	1 1/2"	1/8 IP
<b>22535U</b>	1 3/4"	1/8 IP
<b>22536U</b>	2"	1/8 IP
<b>22542U</b>	5/8"	1/4 IP
<b>22530U</b>	3/4"	1/4 IP
<b>22531U</b>	7/8"	1/4 IP
<b>22532U</b>	1"	1/4 IP
<b>22543U</b>	1 1/8"	1/4 IP
<b>22533U</b>	1 1/4"	1/4 IP
<b>22544U</b>	1 3/8"	1/4 IP
<b>22549U</b>	1 1/2"	1/4 IP
<b>22538U</b>	2"	1/4 IP



Nickel Plated Turned Brass  
Check Rings

	<u>Seating</u>	<u>Slip</u>
<b>22519N</b>	1/2"	1/8 IP
<b>22520N</b>	5/8"	1/8 IP
<b>22521N</b>	3/4"	1/8 IP
<b>22522N</b>	7/8"	1/8 IP
<b>22523N</b>	1"	1/8 IP
<b>22524N</b>	1 1/8"	1/8 IP
<b>22525N</b>	1 1/4"	1/8 IP
<b>22526N</b>	1 1/2"	1/8 IP

# Cast Brass Loops- 1/8 IPS (Ø = Dia.)



1" Ø, Cast Brass loop w/wire way, 1/8" ht.  
**10954U**- Unfin.  
 1/8F



1" Ø, Cast Brass loop w/wire way, 1/8" ht.  
**10954A**- Ant. Brass  
 1/8F



1" Ø, Cast Brass loop w/wire way, 1/8" ht.  
**10954B**- Ant. Bronze  
 1/8F



1" Ø, Cast Brass loop w/wire way, 1/8" ht.  
**10954BK**- Satin Black  
 1/8F



1" Ø, Cast Brass loop w/wire way, 1/8" ht.  
**10954N**- Nickel Plate  
 1/8F



1" Ø, Cast Brass loop w/wire way, 1/8" ht.  
**10954SN**- Satin Nickel  
 1/8F



7/8" Ø., Cast Brass Loop w/wire way, 1/8" ht.  
**21055U**- Unfin.  
 1/8F



1" Ø, Cast Brass loop w/wire way, 1 1/32" ht.  
**10939U**- Unfin.  
 1/8M



1" dia., Cast Brass Fixture Loop w/wire way, 1" ht.  
**10986U**- Unfin.  
 1/8F



1/8" Ø, Cast Brass Loop w/wire way, 1 3/8" ht.  
**21053U**- Unfinished  
 1/8F



1/2" Ø, Cast Br. Loop, 1 3/4" ht.  
**10975**- Pol. & Lacq.  
**10975U**- Unfinished  
 1/8F



1 3/4" ht. Cast Brass Loop w/wire way, 1 5/8" dia.  
 Unfinished Brass  
**10968U**- 1/8F  
**20849**- 1/4F



3/8" Ø, Cast Brass Mission Style Loop w/wire way, 1 5/8" ht.  
**10934U** - Unfin.  
 1/8F



1/2" Ø, Cast Brass Mission Style Loop w/wire way, 1 3/4" ht.  
**11715** - Pol. & Lacq.  
**11715U** - Unfin.  
 1/8F



1 5/8" dia., Cast Brass Pull Down Loop w/wire way, 1 3/4" ht.  
**21107U**- Unf.  
 1/8F



1 1/4" Ø, Cast Brass Loop w/wire way, 2" ht.  
**20846U**-Unfin.  
 1/8F



1 1/4" Ø, Art Deco Style Cast Brass Loop/Finial, 2 1/8" ht.  
**10970N**- Nickel Plated Finish  
 1/8F



1 1/4" Ø, Art Deco Style Cast Brass Loop/Finial, 2 1/8" ht.  
**10970**- Pol. & Lacq.  
 1/8F



2 3/8" Ø, Cast br. loop/finial w/wire way, 3" ht.  
**10972**-Pol. & lacq.  
**10972U**- Unfinished  
 1/8F



2 5/8" Ø, Cast Brass Loop w/wire way, 3 5/8" ht.  
**21108U**- Unf.  
 1/8F

# Cast Brass Loops- 1/8, 1/4, 3/8 IPS, & Hang-Straight



2<sup>3</sup>/<sub>4</sub>" 1920's style  
fixture loop  
w/wire way.  
**10938**- Pol. & Lacq.  
Tap 1/8F



2<sup>5</sup>/<sub>16</sub>" ht. Heavy Cast Brass  
Loop w/wire way, 2" dia.  
**21123U**- Unfinished  
Tap 1/8F

2<sup>3</sup>/<sub>8</sub>" ht. Cast Brass Loop  
w/wire way, 2" dia.  
**21054U**-Unfinished  
Tap 1/8F



1<sup>3</sup>/<sub>4</sub>" ht. Cast Brass Loop  
w/wire way, 1<sup>5</sup>/<sub>8</sub>" dia.  
**20849A**- Antique Brass  
Tap 1/4F



1<sup>3</sup>/<sub>4</sub>" ht., Cast Brass Loop  
w/wire way, 1<sup>5</sup>/<sub>8</sub>" dia.  
**20849B**- Ant. Bronze  
Tap 1/4F



1<sup>3</sup>/<sub>4</sub>" ht. Cast Brass Loop  
w/wire way, 1<sup>5</sup>/<sub>8</sub>" dia.  
**20849BK**- Satin Black  
Tap 1/4F



1<sup>3</sup>/<sub>4</sub>" ht. Cast Brass Loop  
w/wire way, 1<sup>5</sup>/<sub>8</sub>" dia.  
**20849N**- Nickel Plated  
Tap 1/4F



1<sup>3</sup>/<sub>4</sub>" ht. Cast Brass Loop  
w/wire way, 1<sup>5</sup>/<sub>8</sub>" dia.  
**20849SN**- Satin Nickel  
Tap 1/4F



3<sup>1</sup>/<sub>4</sub>" ht., 2<sup>1</sup>/<sub>4</sub>" dia. Heavy Cast  
Brass Loop w/wire way  
**20847**- Unfinished  
Tap 1/4F



2<sup>1</sup>/<sub>8</sub>" ht., Heavy Cast  
Brass Loop w/wire way,  
1<sup>5</sup>/<sub>8</sub>" dia.  
**20848U**- Unfinished  
Tap 1/4F



1<sup>1</sup>/<sub>2</sub>" ht. Heavy Cast  
Brass Loop w/wire way,  
1<sup>3</sup>/<sub>16</sub>" dia.  
**21109U**- Unfinished  
Tap 1/4F



1<sup>3</sup>/<sub>4</sub>" ht. Cast Brass Loop  
w/wire way, 1<sup>5</sup>/<sub>8</sub>" dia.  
Unfinished Brass  
**10968U**- 1/8F  
**20849**- 1/4F

## 3/8 IPS



2<sup>1</sup>/<sub>8</sub>" ht. Heavy Cast  
Brass Loop w/wire  
way, 1<sup>5</sup>/<sub>8</sub>" dia.  
**21150U**- Unfinished  
Tap 3/8F



1<sup>3</sup>/<sub>8</sub>" ht. Hang-Straight  
Cast Brass Loop  
w/wire way, 1<sup>3</sup>/<sub>4</sub>" dia.  
**21101U**- Unfinished  
Tap 1/8F

2<sup>7</sup>/<sub>8</sub>" ht. Hang-Straight  
Cast Brass Loop  
w/wire way, 2<sup>1</sup>/<sub>8</sub>" dia.  
**20835U**- Unfinished  
Tap 1/8F



## Hang Straight Loops

# Die Cast Loops & Hooks



1 3/8" ht., Die Cast Loop with wire way, 7/8" dia.

**12971W**- White Finish

1/8F, 10 lbs Max



1 3/8" ht., Die Cast Loop with wire way, 7/8" dia.

**12971BK**- Black Finish

1/8F, 10 lbs Max



1 3/8" ht., Die Cast Loop with wire way, 7/8" dia.

**12971SN**- Satin Nickel Finish

1/8F, 10 lbs Max



1 3/8" ht., Die Cast Loop with wire way, 7/8" dia.

**12971A**- Antique Brass finish

1/8F, 10 lbs Max



1 3/8" ht., Die Cast Loop with wire way, 7/8" dia.

**12971N**- Nickel Plated Finish

1/8F, 10 lbs Max



1 3/8" ht., Die Cast Loop with wire way, 7/8" dia.

**12971**- Vac. Brass

1/8F, 10 lbs Max



1 1/4" ht. Die Cast Hook w/wire way, 25/32" dia.

**12970A**- Ant. Brass

1/8M



1 1/4" ht. Die Cast Hook w/wire way, 25/32" dia.

**12970**- Vac Brass

1/8-M



1 1/8" ht., Die Cast Loop w/wire way, 11/16" dia.

**12973**- Vac Brass

1/8M



7/8" ht., Die Cast Loop w/wire way, 11/16" dia.

**12975**- Vac Brass

1/8F



1 1/4" ht. Die Cast Loop w/wire way, 7/8" dia.

**12972BK**- Black Finish

1/8M, 10 lbs Max



1 1/4" ht. Die Cast Loop w/wire way, 7/8" dia.

**12972W**-White Finish

1/8M, 10 lbs Max



1 1/4" ht. Die Cast Loop w/wire way, 7/8" dia.

**12972**- Brass Plated

1/8M, 10 lbs Max



1 1/4" ht. Die Cast Loop w/wire way, 7/8" dia.

**12972N**- Nickel Plate

1/8M, 10 lbs Max



1 1/4" ht., Die Cast Loop w/wire way, 7/8" dia.

**12972A**- Antique Brass finish

1/8M, 10 lbs Max



1 3/4" ht., Die Cast Loop w/wire way, 1 1/2" dia.

**20855SN**- Satin Nickel Finish

1/8F, 10 lbs Max



1 3/4" ht. Die Cast Zinc Colonial style loop with wire way, 1 1/2" dia.

**20855A**- Antique Brass Finish

**20855**- Brass Plated & Lacq.

1/8F



1 3/4" ht. Die Cast Zinc Colonial style loop with wire way, 1 1/2" dia.

**20855N**- Nickel Plated Finish

1/8F



2 1/4" ht. Die Cast Zinc Loop w/wire way, 2" dia.

**21110**- Brass Plated

1/8F



2 1/4" ht. Die Cast Zinc Loop w/wire way, 2" dia.

**21110A**- Antique Brass Finish

1/8F



2 1/4" ht. Die Cast Zinc Loop w/wire way, 2" dia.

**21110N**- Nickel Plated

1/8F

# Screw Collar Loops

## Cast Brass Screw Collar Loops



polished & lacq.



antique brass



antique bronze



unfinished brass



nickel plated brass



satin nickel finish

**C**ast Brass Screw Collar Loop, 1 3/16" base ring diameter, 1 3/4" height, seats 1 1/16" canopy hole, with wire way, tap 1/4F

**Tap 1/4F**

- |                                |                                     |
|--------------------------------|-------------------------------------|
| <b>I0996</b> -Polished & Lacq. | <b>I0996U</b> -Unfinished Brass     |
| <b>I0996A</b> -Antique Brass   | <b>I0996N</b> -Nickel Plated Brass  |
| <b>I0996B</b> -Antique Bronze  | <b>I0996SN</b> -Satin Nickel Finish |



**C**anopy Hardware Set with cast brass screw collar loop (seats canopy with 1 1/16" center hole), includes two 1/4IP nipples (1 1/2" & 2 1/2"), one 1/4F steel hex nut, two 1/2" X 8/32 screws, and heavy 1/4F crossbar. Your choice of loop finish

- |                                    |                                     |
|------------------------------------|-------------------------------------|
| <b>I095I</b> -Polished & Lacquered | <b>I095IU</b> -Unfinished Brass     |
| <b>I095IA</b> -Antique Brass       | <b>I095IN</b> -Nickel Plated Brass  |
| <b>I095IB</b> -Antique Bronze      | <b>I095ISN</b> -Satin Nickel Finish |

## Die Cast Screw Collar Loops



brass plated



antique brass



bronze



brushed pewter



nickel plated



satin nickel



black finish



white finish

**C**anopy Hardware Set with die cast screw collar loop (seats canopy with 1 1/16" center hole), includes two 1/4IP nipples (1 1/2" & 2 1/2"), one 1/4F steel hex nut, two screws (1/2" X 8/32), and heavy 1/4F crossbar. Your choice of loop finish

- |                                    |
|------------------------------------|
| <b>I0933A</b> -Antique Brass       |
| <b>I0933B</b> -Bronze              |
| <b>I0933N</b> -Nickel Plated       |
| <b>I0933SN</b> -Satin Nickel       |
| <b>I0933BK</b> -Black Finish       |
| <b>I0933W</b> -White Finish        |
| <b>I0933</b> -Brass Plated & Lacq. |



**D**ie Cast Screw Collar Loop w/ring & wire way, 1 3/16" base ring diameter, 1 3/4" height, ring seats canopy with 1 1/16" center hole

**Tap 1/4F**

**Tap 1/8F**

- |                                |                            |
|--------------------------------|----------------------------|
| <b>20854</b> -Brass Plated     | <b>20853</b> -Brass Plated |
| <b>20854A</b> -Antique Brass   |                            |
| <b>20854B</b> -Bronze          |                            |
| <b>20854BP</b> -Brushed Pewter |                            |
| <b>20854N</b> -Nickel Plated   |                            |
| <b>20854SN</b> -Satin Nickel   |                            |
| <b>20854BK</b> -Black Finish   |                            |
| <b>20854W</b> -White Finish    |                            |

1 1/4" O.D. X 15/16" I.D. Zinc Screw Collar for Screw Collar Loop, 7/32" thick

**21069** -Brass Plated & Lacquered



# Cast Brass Screw Collar Loops & Hooks



3 1/4" ht. Heavy Duty Cast Brass Screw Collar Loop. Has 1 1/2" base ring dia. and seats a 1 7/16" canopy hole. Has wire way

**20851U** - Tap 1/4F

**20843U** - Tap 3/8F

**20827U** - Tap 1/2F

Unfinished Brass



1 3/4" ht. Cast Brass Screw Collar Loop with 1 3/16" base ring dia., seats canopy with 1 1/16" dia. center hole. Has wire way.

**20852U**- Unfinished

Tap 1/8F

1 3/4" ht. Cast Brass screw collar loop with 1 3/16" base ring dia., seats canopy with 1 1/16" dia. center hole. Has wire way. (Nipple Not Included)

**10996U**- Unfinished

Tap 1/4F



Small Cast Brass Hook, 1" X 1 5/16", w/wire way.

**10935U**- Unfin.

Tap 1/8F



1 3/8" X 1 1/4" Cast Brass Hook w/wire way.

**21056U**- Unfin.

Tap 1/8F

1 3/4" X 1 5/8" Cast Brass Hook w/wire way.

**10936U**- Unfinished

Tap 1/8F



2" X 1 3/8" Heavy Cast Brass Hook with wire way.

**20844U**- Unf.

Tap 3/8F



1 3/8" X 1" Cast Brass Hook w/wire way

**12976**- Unf.

Tap 1/8F



1 3/8" X 1" Cast Brass Hook w/wire way

**12976A**- Ant. Brass

Tap 1/8F



1 3/8" X 1" Cast Brass Hook w/wire way

**12976B**- Ant. Bronze

Tap 1/8F



1 3/8" X 1" Cast Brass Hook w/wire way

**12976BK**- Sat. Black

Tap 1/8F



1 3/8" X 1" Cast Brass Hook w/wire way

**12976N**- Nickel Plated

Tap 1/8F



1 3/8" X 1" Cast Brass Hook w/wire way

**12976SN**- Sat. Nickel

Tap 1/8F

## Die Cast Swag Hooks



**D**ie Cast Swag Hook Kit, contains 2 hooks with toggle bolt hardware for sheetrock and studs for wood mounting, 10 pounds max. Your choice of swag hook finish



brass plated



antique brass



chrome plated



**21111** -Brass Plated Finish

**21111A** -Antique Brass

**21111N** -Chrome Plated Finish

**21111W** -White Finish

**21111BK** -Black Finish



white finish



black finish

# Swivels



Brass Knurled Swivel, 1 1/4" ht., 1 1/16" dia.  
**20500U**- Unfin.  
 1/8M x 1/8F



Tapered Brass Swivel, 1 1/2" ht., 9/16" dia.  
**20501**- Unfin.  
 1/8F x 1/8M.



1 5/8" ht., Medium Brass Swivel, 7/8" dia.  
**20506U** - Unfin.  
 1/8F x 1/8M.



2 1/2" ht. Die Cast Swivel, 7/8" dia.  
**20502** -Vac. Brass  
 1/8F x 1/8M



2 1/2" ht. Die Cast Swivel, 7/8" dia.  
**20502N** -Chrome Plated Finish  
 1/8F x 1/8M



1 1/4" ht., 1 5/16" dia. Brass Hang-Straight Swivel  
**20505U**- Unfinished  
 Ring nut seats 7/8" hole dia., 1/4F x 1/8F.



1" ht. Small Brass Hang-Straight Swivel, 5/8" dia.  
**20504U**- Unfin.  
 1/8F x 1/8F



1 3/8" Ht., Modern Brass Swivel, 5/8" Dia.  
**20514U**- Unfinished  
 1/8F x 1/8M



1 5/8" Ht., Modern Brass Swivel, 3/4" Dia.  
**20516U**- Unfinished  
 1/8F x 1/8M



**21105U**-1 5/8" tall adjustable slide clutch assembly, body measures 2" x 5/8", tap 1/8IP on ear, body slips 1/8IP, unfinished brass



1 7/8" Ht., Large Die Cast Brass Swivel with Butterfly Knob, 1" Dia.  
**21103U**- Unfinished  
 1/8F x 1/8F



1 7/8" Ht., Large Die Cast Brass Swivel with Flat Slotted Screw, 1" Dia.  
**21104U**- Unfinished  
 1/8F x 1/8F



1 3/8" ht., Brass Hang-Straight Swivel with 1 3/16" dia. screw collar, and seats 1 1/16" center hole canopy  
**20510N**- Nickel Plated  
 1/4F x 1/4F

1 3/8" ht., Brass Hang-Straight Swivel with 1 3/16" dia. screw collar, seats 1 1/16" center hole canopy.  
**Bottom Top**  
**20511U**- 1/4F x 1/8F  
**20510U**- 1/4F x 1/4F  
**20512U**- 3/8F x 3/8F  
 Unfinished Brass



**20508U**- Die Cast Brass Swivel with ratchet grip and solid brass key. 1 11/16" ht. X 1 1/2" L. Tapped 1/8F x 1/8F, Unfinished brass

7-piece Slide Clutch Swivel Set  
**20513U**- Brass, Unfin.  
**20513B**- Brass, Antique Bronze Finish  
 1/8IP Slip x 1/8IP Slip



# Swivels & Couplings



**72900** - Industrial knuckle joint swivel, consists of 9 total pieces: 4 cast brass pieces, 1 steel washer, 2 steel screws, 1 steel pressure plate, 1 steel clamp, 3 1/2" long x 2" widest point, designed to fit 1/2" - 1 1/16" O.D. pipe



**72901** - Industrial swivel consisting of 5 total pieces: 2 brass pieces, 1 steel washer, 1 steel screw, 1 brass wing nut. 1 end tap 1/4F, other end tap 1/8M, 3 1/8" long x 1" maximum width



**72902** - Brass pipe cap, 3/8F, 1" wide x 3/4" tall



Knurled Brass Coupling, 9/16" ht., 1 1/32" dia.  
**20946U**- Unfin.  
1/4-27F X  
1/4-27F



Brass Hex Head Coupling, 1/2" hex size, 1/2" ht.  
**21121U**- Unfin.  
1/8F



5/16" ht. Brass Knurled Coupling, 1 5/32" dia.  
**21011U**-Unfin.  
1/8F



9/16" ht. Brass Coupling, 1 5/32" dia.  
**20936-** Burn. & Lacq.  
**20936U**- Unfin.  
1/8F



9/16" ht. Brass Coupling, 1 5/32" dia.  
**20936N**- Nickel Plated Finish  
**20936A** - Ant. Brass  
1/8F



7/8" ht., Brass Coupling, 1 5/32" dia.  
**20875U** - Unfin.  
1/8F



1" ht., Long Brass Coupling, 1/2" dia.  
**21122U** - Unfin.  
1/8F



9/16" ht., Brass Barrel Coupling, 1/2" dia.  
**21135U**- Unfin.  
1/8F



1 9/32" Ht. Brass Coupling, 1 5/32" dia.  
**20930-** Burn./Lacq.  
**20930U**- Unfin.  
1/8F



7/16" ht. Brass Ball Coupling, 5/8" dia.  
**21012U** - Unfin.  
1/8F



9/16" Ht. Brass Coupling, 9/16" dia.,  
**20879U**- Unfin.  
1/8F



1 9/32" ht. Brass Coupling, 5/8" dia.,  
**21013U** - Unfin.  
Tap 1/8F



9/16" ht. Brass Cluster Coupling, 1/2" dia.  
**20935-** Burn. & Lacq.  
1/4F x 1/8F



9/16" ht. Brass Cluster Coupling, 1/2" dia.  
**20935N**- Nickel Plate  
1/4F x 1/8F



1 1/16" ht., Brass Tapered Coupling, 7/16" dia.  
**21165U**- Unfin.  
1/8F



3/4" ht., Heavy Brass Coupling, 3/4" dia.  
**21134U**- Unfin.  
1/8F



5/8" ht., Heavy Brass Coupling, 5/8" dia.  
**21127U**- Unfin.  
1/4F



3/4" ht., Heavy Brass Coupling, 3/4" dia.  
**20877U**- Unfin.  
1/4F



9/16" ht. Brass Coupling, 5/8" dia.  
**20931-** 1/4F X 1/8F, Burn./Lacq.  
**20931U**- 1/4F X 1/8F, Unfin.



5/8" ht. Brass Slip coupling, 5/8" dia.  
**20934-** Burn./Lacq  
1/4F x 1/8IP slip with 8/32 thread side tap



3/4" ht., Heavy Brass Coupling, 3/4" dia.  
**20878U**- Unfin.  
3/8F



**21014U**- Brass shade adjuster coupling, 1/2" ht., 1/2" dia. Tap 1/8F X 1/4-27 slip, 8/32 side tap for set screw. May be used with part #21015U (6" rod, p. H-76) to assemble complete unit as pictured in item #10417U. Unfinished

**20933U**- 1/4F X 1/4F, Unfin.

# Arm Backs, Elbows, Balls, & Caps (Ø=dia., Br. = Brass)



7/8" dia., Solid Brass Arm Back, 1 1/16" ht.  
**10493-** Unfinished  
1/8F bot. X 1/8F side hole



7/8" dia., Solid Brass Arm Back, 1 1/16" ht.  
**10495U-** Unfin.  
1/4F bot. X 1/8F side hole



7/8" dia., Solid Brass Arm Back, 1 1/16" ht.  
**10494-** Unfin.  
1/8F bot. X 1/8F side hole X 1/8F side hole



7/8" dia., Solid Brass Arm Back, 1 1/16" ht.  
**10486U-** Unfin.  
1/4F bot. X 1/8F side hole X 1/8F side hole



1" X 1" square tube mounting elbow, seats 3/4" dia. tube (#10320)  
Unfinished  
**20947U- 2-WAY**  
**20948U- 3-WAY**  
1/8F X 1/8F X 1/8F



45 Degree Angle Brass Nozzle. 17/32" O.D., 25/32" ht.  
**20938-** Unfin.  
1/8F x 1/8M



90 Degree Angle Brass Nozzle. 17/32" O.D., 25/32" ht.  
**20937-** Unfin.  
1/8F x 1/8M



5/8" dia., Brass Elbow, 1 3/16" ht.  
**20939-** Unfin.  
1/8F x 1/8F



9/16" dia., Brass Arm Back, 1 1/8" ht.  
**20873U-** Unfin.  
1/8F X 1/8F



9/16" dia., Brass Arm End, 1 3/16" ht.  
**20932-** Unfin.  
1/8F X 1/8F X 1/8F



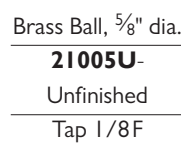
3/4" dia., Brass Arm End, 3/4" ht.  
**21148U-** Unfin.  
1/8F X 1/8F X 1/8F



Turned Brass Ball finial, Unfinished  
**21004U-** 5/8" dia., Tap 1/4-20F  
**20838U-** 3/4" dia., Tap 1/8F  
**20836U-** 1" dia., Tap 1/8F  
**21068U-** 1" dia., Tap 1/4F



Brass Ball, 5/8" dia.  
**21005N-** Nickel Plated  
Tap 1/8F



Brass Ball, 5/8" dia.  
**21005U-** Unfinished  
Tap 1/8F



Die Cast Brass Rosette Cap, 1 3/16" Ø, 1/4" ht.  
**21067U-** Unfin.  
Tap 1/8F



Cast Brass Rosette Cap, 3/4" Ø, 5/16" ht.  
**21020U** - Unfin.  
Tap 1/8F



Brass Cap, 9/16" Ø, 1 1/32" ht.  
**21017-** Burn & Lacq.  
Tap 1/8F



Brass Cap, 9/16" Ø, 1 1/32" ht..  
**21017U-** Unfinished  
Tap 1/8F



Brass Cap, 9/16" Ø, 1 1/32" ht.  
**21017N-** Nickel Plated  
Tap 1/8F



Turned Brass 1/2 Ball Finial Cap, Unfinished  
**20840U-** 1/2" Ø, 1/4" ht.  
**21030U-** 3/4" Ø, 3/8" ht.  
Tap 1/8F



Flat Knurled Br. Bracket Cap, 9/16" Ø, 7/32" ht.  
**20704** - Unfin.  
Tap 1/8F



Brass Flat Cap, 3/8" ht., 5/8" dia.  
**21131N-** Nickel Plated  
Tap 1/8F



Brass Flat Cap, 3/8" ht., 5/8" dia.  
**21131U-** Unfinished  
Tap 1/8F



Brass, Slightly Rounded, Flat Cap, 1/4" ht., 3/4" Ø  
**21132U-** Unfinished  
Tap 1/8F



Brass Flat Cap, 3/8" ht., 1 1/4" dia.  
**21126U-** Unfinished  
Tap 1/8F



Br. Flange Cap, 1 5/16" Ø, 9/32" ht.  
**21019** - Burn. & Lacq.  
Tap 1/8F



9/16" dia. X 1/4" ht. Brass Bracket Cap  
**21018N** - Nickel Plated  
**21018** - Burn & Lacq.  
**21018A** - Antique Finish  
**21018BK** - Black Finish  
**21018U** - Unfinished  
Tap 1/8F

# 1/8F Brass Finials & Knobs



1" ht. Brass Finial Knob, 1<sup>1</sup>/<sub>16</sub>" dia.  
**10953**- Burn. & Lacq.  
**10953U**- Unfin.  
 1/8F



1<sup>1</sup>/<sub>16</sub>" ht. Brass Pyramid Finial, 9<sup>9</sup>/<sub>16</sub>" dia.  
**10966** - Unfin.  
 1/8F



1<sup>1</sup>/<sub>16</sub>" ht. Brass Pyramid Finial, 9<sup>9</sup>/<sub>16</sub>" dia.  
**10966A** - Ant. Brass Finish  
 1/8F



5<sup>5</sup>/<sub>8</sub>" ht. Brass Pyramid knob with side hole for hanging prism, 9<sup>9</sup>/<sub>16</sub>" dia.  
**10966H**- Unfin.  
 1/8 F



5<sup>5</sup>/<sub>8</sub>" ht. Brass Pyramid Knob with hole for #6 bead chain. , 9<sup>9</sup>/<sub>16</sub>" dia.  
**10966P**- Unfin.  
 1/8F



1/2" ht. Pyramid knob, 9<sup>9</sup>/<sub>16</sub>" dia.  
**10966N**- Nickel Plated  
 1/8F



1/2" dia. X 1/2" ht. Brass Acorn Knob  
**21023U** - Unfinished  
 Tap, 1/8F



1 3<sup>3</sup>/<sub>16</sub>" ht. Cast Brass Finial Bud, 1" dia.  
**21046U**- Unfinished  
 1/8F



1 1/2" ht. Ball Finial, Brass, 1" dia.  
**10977**- Unfinished  
 1/8F



1" ht. Brass Knob, 3/4" dia.  
**21028U**- Unfinished  
 1/8F



3/4" ht. Round Brass Finial Knob, 5/8" dia.  
**10965**- Burn. & Lacq.  
**10965U**- Unfin.  
 1/8F



1 1/4" ht. Large Brass Pyramid Knob, 7/8" dia.  
**21025**- Burn. & Lacq.  
**21025U**- Unfinished  
 1/8F



1 3<sup>3</sup>/<sub>8</sub>" ht. Die Cast Brass Finial Knob, 7/8" dia.  
**10956** - Pol. & Lacq.  
**10956U** - Unfin.  
 1/8F



1 3<sup>3</sup>/<sub>8</sub>" ht. Die Cast Brass Finial Knob, 7/8" dia.  
**21047U**-Unfin.  
 1/8F



1 3<sup>3</sup>/<sub>8</sub>" ht. Cast Brass Leaf Motif Finial, 5/8" dia.  
**10931U** - Unfin.  
 1/8F



1 5<sup>5</sup>/<sub>8</sub>" ht. Die Cast Brass Finial, 3/4" dia.  
**21050U**- Unfinished  
 1/8F



1 5<sup>5</sup>/<sub>8</sub>" ht. Die Cast Brass Acorn Finial, 1 5<sup>5</sup>/<sub>16</sub>" dia.  
**10957**-Pol.& Lacq.  
**10957U** - Unfin.  
 1/8F



1 7<sup>7</sup>/<sub>8</sub>" ht. Die Cast Brass Finial, 1 5<sup>5</sup>/<sub>16</sub>" Ø  
**21049U**- Unfin.  
 1/8F



2" ht. Die Cast Brass Finial, 1 3<sup>3</sup>/<sub>16</sub>" dia.  
**21052U**- Unfin.  
 1/8F



1" ht. Cast Brass Mission Finial, 3/4" dia.  
**11712U**- Unfin.  
 1/8F



1 1/2" ht. Cast Brass Mission Finial, 1" dia.  
**11711U**- Unfin.  
 1/8F



Cast Brass 1 3<sup>3</sup>/<sub>4</sub>" ht. Mission Finial, 1 1<sup>1</sup>/<sub>16</sub>" dia.  
**10932U** - Unfinished  
 1/8F



2" ht. Large Die Cast Brass Finial, 1 1<sup>1</sup>/<sub>8</sub>" dia.  
**21051U**- Unfinished  
 1/8F



2" ht. Large Die Cast Brass Finial, 1 7<sup>7</sup>/<sub>16</sub>" dia.  
**21048U**- Unfinished  
 1/8F

# 1/8F Brass Finials, Tassels, Gravity Hooks, Keys



3 1/2" X 3" Die Cast Brass Ornate Finial

**10971**- Pol. & Lacq.

**10971U** - Unfin.

Tapped 1/8F,  
No wire way



2 3/8" X 2 1/4" Cast Brass Finial.

**10974**- Pol. & Lacq.

**10974U**- Unfin.

1/8F



2 3/4" Cast Brass Flame Finial

**20826**- Pol. & Lacq.

**20826U**- Unfin.

1/8F



2 5/8" Cast Brass Tassel

**10981**- Pol. & lacq.

**10981U**- Unfin.

1/8F



3 3/4" Cast Brass Tassel

**21045U**- Unfin.

1/8F



2 1/4" Cast Brass Mission Tassel. 3" wide

**10997U**- Unfinished

Tap 1/8F

## Keys - Socket Switch Knobs



Phenolic Turn Knob

**21156**- Black

4/36F



Knurled Switch Knob

**20818U**- Brass, Unfinished

4/36F thread, 5/8" long, 1/4" dia.



**22935U**-

Cast Brass "Gravity Hook". Use

three or more of these with chain and hanging lip fitter glass bowls to create fine early style hanging fixture. Takes 8/32 set screw. Tap 1/8F, 2" ht. Unfinished



**22937U**-

Cast Brass "Gravity Hook". Same application as at left except has threaded 1/8M

wire way. 3" wide X 2 1/2" ht. Use with hanging lip fitter glass bowl, 8/32 set screw, & appropriate hardware to create fine early style fixture. Unfinished

### Brass Key Extensions

Regular Thread 4/36F x 4/36M.  
Sizes Do Not Include Male Thread

**20921** - 1/2"

**20894** - 3/4"

**20922** - 1"

**20895** - 1 1/4"



**21155** - 3/4" long, 6/32F X 4/36M



Die Cast Key

**20920**- Brass Plated & Lacq.

4/36F Thread, 1 5/8" long, 7/8" dia.



Solid Brass Knurled Key

**20923** - Unfin.

4/36F, 5/8" long, 9/16" dia.



Solid Brass Knurled Key

**21007**- Brass, Polished & Lacq.

4/36F, 9/16" dia., 3/4" overall



Solid Brass Knurled Key

**21007A**- Brass, Ant. Brass Fin

4/36F, 9/16" dia., 3/4" overall



Solid Brass Knurled Key

**21007B**- Brass, Ant.

Bronze Finish

4/36F, 9/16" dia., 3/4" overall



Solid Brass Knurled Key

**21007N**- Brass, Nickel Plated

4/36F, 9/16" dia., 3/4" overall



Die Cast Key

**20920A**- Ant. Brass Finish & Lacq.

4/36F Thread, 1 5/8" long, 7/8" dia.



1" Knurled Brass Key, 4-36F tap to fit most electric sockets (turn knob).

**20924**- Burn. & Lacq.

4/36F thread, 1" overall, 9/16" dia.

# Turned Brass Necks & Spindles



9/16" ht. Brass Neck, 3/4" dia.,  
**20856** - Burn. & Lacquered  
 Slips 1/8 IP



9/16" ht. Brass Neck, 3/4" dia.  
**20857** - Burn. & Lacquered  
**20857U** -Unfin.  
 Tap 1/8F



1 1/16" ht.. Brass Neck, 1 1/16" dia.  
**21059U** - Unfinished  
 Slips 1/8 IP



1 3/16" ht.. Brass Neck, 1 1/8" dia.  
**21058U** - Unfinished  
 Slips 1/8 IP



1 1/2" ht. Brass Spindle, 5/8" dia.  
**20860U** - Unfinished  
 Tap 1/8F



1 1/2" ht. Brass Spindle, 1 3/16" dia.  
**10940** - Burn. & Lacq.  
 Slips 1/8 IP



1 1/2" ht. Brass Spindle, 15/16" dia.  
**20858** - Burn. & Lacquered  
**20858U** - Unfin.  
 Slips 1/8 IP



1 1/2" ht. Brass Spindle, 15/16" dia.  
**20858A**- Ant. Brass Finish  
 Slips 1/8 IP



1 1/2" ht. Brass Spindle, 15/16" dia.  
**20858N**- Nickel Plated  
 Slips 1/8 IP



2" ht. Brass Spindle, 7/8" dia.  
 Unfinished  
**20861U**- Tap 1/8F  
**20862U**- Slip 1/8 IP



2" ht. Brass Spindle, 7/8" dia.  
**20862A**- Ant. Brass Finish  
 Slips 1/8 IP



2" ht. Brass Spindle, 7/8" dia.  
**20862N**- Polished Nickel Plated  
 Slips 1/8 IP



2 1/4" ht. Brass Spindle, 5/8" dia.  
**10941** - Unfin.  
 Tap 1/8F



3" ht. Brass Spindle, 3/4" dia.  
**10942**- Unfin.  
 Tap 1/8F



7/8" ht., Turned Brass Neck, 1 1/4" diameter  
**21153U**- Unfinished  
 Slips 1/4 IP



2 1/8" ht. Cast Brass Column, 1 1/2" dia., seats 13/16" top, seats 11/16" bottom  
**10421U**- Unfin.  
 Slips 1/8 IP



2 5/16" ht. Brass Column, 1 7/8" dia., seats 1" top, seats 1" bottom  
**10430U**- Unfinished  
 Slips 1/4 IP



4 1/8" ht. Brass Spindle, 3/4" dia.  
**10943**- Pol. & Lacq.  
**10943U**- Unfin.  
 Tap 1/8F



4 1/2" ht. Cast Brass Spindle, 1 15/16" dia., seats 7/8" top, 1 3/4" bottom.  
**10402**- Pol. & Lacq.  
 Slips 1/8 IP



4 3/4" ht. Cast Brass Column, 1 5/8" dia., seats 13/16" top, seats 15/16" bottom.  
**10422U**- Unfinished  
 Slips 1/8 IP



4 11/16" ht. Cast Brass Column, 1 5/8" dia., seats 3/4" top, 15/16" bottom.  
**10400**- Pol. & Lacq.  
**10400U**- Unfinished  
 Slips 1/8 IP

# Turned Brass Necks



$1\frac{1}{16}$ " ht. Brass Neck,  
 $\frac{9}{16}$ " dia.  
**10949A**-Ant.  
Brass Finish  
Slips 1/8IP



$1\frac{1}{16}$ " ht. Brass Neck,  $\frac{9}{16}$ " dia.,  
Nickel Plated Finish  
**10949N**- Slips 1/8 IP  
**10948N**- Tap 1/8F



$1\frac{1}{16}$ " ht. Brass Neck,  
 $\frac{9}{16}$ " dia.,  
**10949U**- Unfinished  
Slips 1/8 IP



$\frac{1}{2}$ " ht. Brass Neck,  $1\frac{1}{4}$ "  
dia., Unfinished  
**20865U** - Tap 1/8F  
**20866U** - Slips 1/8 IP



$\frac{15}{16}$ " ht. Brass Neck,  
 $\frac{13}{16}$ " dia.  
**20867** - Burn & Lacq  
**20867U** - Unfinished  
Tap 1/8F



$\frac{15}{16}$ " ht. Brass Neck,  
 $\frac{13}{16}$ " dia.  
**20867A** - Antique  
Brass Finish  
Tap 1/8F



$\frac{15}{16}$ " ht. Brass Neck,  
 $\frac{13}{16}$ " dia. Nickel Plated  
Finish  
**20867N** - Tap 1/8F  
**20868N** - Slips 1/8IP



$\frac{15}{16}$ " ht. Brass Neck,  
 $\frac{13}{16}$ " dia.  
**20868** - Burn & Lacq  
**20868U** - Unfinished  
Slips 1/8IP



$\frac{3}{4}$ " ht. Brass Neck,  
 $1\frac{1}{8}$ " dia., Unfinished  
**20863U**- Tap 1/8F  
**20864U** - Slips 1/8 IP



$\frac{7}{16}$ " ht. Brass Neck,  
 $1\frac{1}{16}$ " dia.,  
**20869A**- Antique  
Brass Finish  
Tap 1/8F



$\frac{7}{16}$ " ht. Brass Neck,  
 $1\frac{1}{16}$ " dia.,  
**20869N**- Nickel  
Plated Finish  
**20869U** - Unfin.  
Tap 1/8F



$\frac{7}{16}$ " ht. Brass Neck,  
 $1\frac{1}{16}$ " dia.,  
**20870**- Burn. & Lacq  
**20870U** - Unfin.  
Slips 1/8 IP

$1\frac{3}{4}$ " ht. Brass Neck,  
 $1\frac{1}{8}$ " dia.  
**20871U** - Unfinished  
**20871** - Pol. & Lacq.  
Tap 1/8F



**20872U** - Unfinished  
Slips 1/8IP



$\frac{5}{8}$ " ht. Brass Neck,  
 $\frac{15}{16}$ " dia. Unfin.  
**20980**- Slips 1/8 IP  
**20981**- Tap 1/8F



$\frac{3}{4}$ " ht. Brass Neck,  $1\frac{1}{4}$ "  
dia., checks 1" tubing, Unfin.  
**20982**- Slips 1/4 IP  
**20983**- Tap 1/4F



$\frac{5}{8}$ " ht. Brass Neck,  
 $\frac{7}{8}$ " dia.  
**21010U** - Unfin.  
Tap 1/8M X 1/4F



$1\frac{1}{4}$ " ht. Brass  
Neck,  $\frac{7}{8}$ " dia.,  
**10944A**- Antique  
Brass Finish  
Tap 1/8F



$1\frac{1}{4}$ " ht. Brass Neck,  
 $\frac{7}{8}$ " dia., Nickel Plated  
**10945N**- Slips 1/8 IP  
**10944N**- Tap 1/8F



$1\frac{1}{4}$ " ht. Brass Neck,  
 $\frac{7}{8}$ " dia., Unfin.  
**10945U**- Slips 1/8 IP  
**10944U**- Tap 1/8F



$\frac{15}{16}$ " ht. Brass Neck,  
 $\frac{13}{16}$ " dia.  
**10947**- Burn. & Lacq.  
**10947U**- Unfin.  
Slips 1/8 IP



$\frac{13}{16}$ " ht. Brass  
Neck,  $\frac{15}{16}$ " dia.  
**20985**- Pol. & Lacq.  
**20985U**- Unfinished  
Slips 1/8 IP



1" ht. Brass Neck,  
 $\frac{15}{16}$ " dia.  
**20984**- Pol. & Lacq.  
**20984U** - Unfinished  
Slips 1/8 IP



$\frac{7}{8}$ " ht. Brass  
Neck,  $\frac{13}{16}$ " dia.  
**10946A**-Ant.  
Brass Finish  
Tap 1/8F



$\frac{7}{8}$ " ht. Brass Neck,  
 $\frac{13}{16}$ " dia.  
**10946N**- Nickel  
Plated Finish  
Tap 1/8F



$\frac{7}{8}$ " ht. Brass Neck,  
 $\frac{13}{16}$ " dia.  
**10946**- Burn. & lacq.  
**10946U**- Unfinished  
Tap 1/8F

# Stamped Steel Necks & Brass Spacers



1/2" ht. Steel Neck,  
7/8" bottom dia.  
**20962**- Brass Plated  
Slips 1/8 IP



1/2" ht. Steel Neck,  
7/8" bottom dia.  
**20962A**- Antique  
Brass Finish  
Slips 1/8 IP



1/2" ht. Steel Neck,  
7/8" bottom dia.  
**20962N**- Nickel  
Plated Finish  
Slips 1/8 IP



1" ht. Steel Neck,  
1 3/16" top dia.,  
1 3/8" bottom dia.  
**21161**- Brass Plated  
Slips 1/8 IP



1" ht. Steel Neck,  
1 3/16" top dia.,  
1 3/8" bottom dia.  
**21161A**- Ant. Brass  
Slips 1/8 IP



1" ht. Steel Neck,  
1 3/16" top dia.,  
1 3/8" bottom dia.  
**21161N**- Nickel Plated  
Slips 1/8 IP

## Stamped Solid Brass Spacers



1" ht. Steel Neck,  
7/8" bottom dia.  
**20963**- Brass Plated  
Slips 1/8 IP



1" ht. Steel Neck,  
7/8" bottom dia.  
**20963A**- Antique  
Brass Finish  
Slips 1/8 IP



1" ht. Steel Neck,  
7/8" bottom dia.  
**20963N**- Nickel  
Plated Finish  
Slips 1/8 IP



Polished &  
Lacquered



Unfinished

1" ht. Brass Spacer,  
7/8" bottom dia.,  
1" bottom dia.  
**21158**- Polished &  
Lacquered  
**21158U**- Unfinished  
Slips 1/8 IP



1 1/2" ht. Steel Neck,  
7/8" bottom dia.  
**21112**- Brass Plated  
Slips 1/8 IP



1 1/2" ht. Steel Neck,  
7/8" bottom dia.  
**21112A**- Antique  
Brass Finish  
Slips 1/8 IP



1 1/2" ht. Steel Neck,  
7/8" bottom dia.  
**21112N**- Nickel  
Plated Finish  
Slips 1/8 IP



Polished &  
Lacquered



Unfinished

1 1/2" ht. Brass Spacer,  
7/8" bottom dia.,  
1" bottom dia.  
**21159**- Polished &  
Lacquered  
**21159U**- Unfinished  
Slips 1/8 IP



2" ht. Steel Neck,  
7/8" bottom dia.  
**21113**- Brass Plated  
Slips 1/8 IP



2" ht. Steel Neck,  
7/8" bottom dia.  
**21113A**- Antique  
Brass Finish  
Slips 1/8 IP



2" ht. Steel Neck,  
7/8" bottom dia.  
**21113N**- Nickel  
Plated Finish  
Slips 1/8 IP



Polished &  
Lacquered

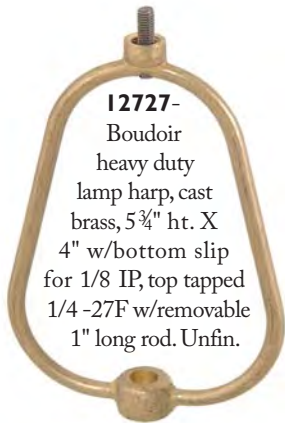


Unfinished

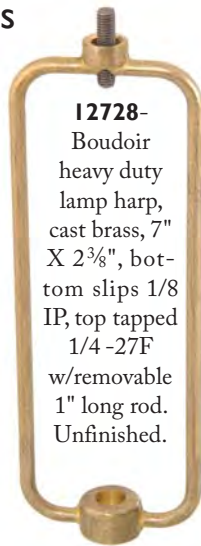
2" ht. Brass Spacer,  
7/8" bottom dia.,  
1" bottom dia.  
**21160**- Polished &  
Lacquered  
**21160U**- Unfinished  
Slips 1/8 IP

# Special Lamp Harps & Shade Mounting Accessories

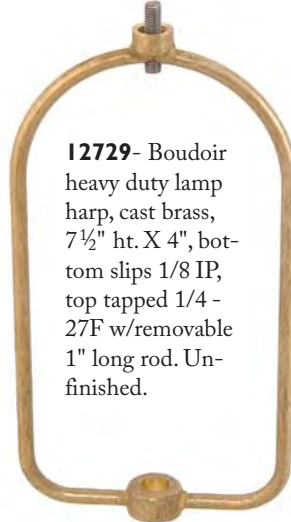
## Cast Brass Harps



**12727-**  
Boudoir heavy duty lamp harp, cast brass, 5 3/4" ht. X 4" w/bottom slip for 1/8 IP, top tapped 1/4 -27F w/removable 1" long rod. Unfin.



**12728-**  
Boudoir heavy duty lamp harp, cast brass, 7" X 2 3/8", bottom slips 1/8 IP, top tapped 1/4 -27F w/removable 1" long rod. Unfinished.



**12729-** Boudoir heavy duty lamp harp, cast brass, 7 1/2" ht. X 4", bottom slips 1/8 IP, top tapped 1/4 -27F w/removable 1" long rod. Unfinished.



**22111- 4-in-1 Adapter**  
Convert bridge, washer or 2 1/4" ring fixture to clip-on. Galvanized steel.



**22109 - Nickel Plated Shade Clip for Reflector Lamp.**



**22114 - Shade Adapter.** Brass finish. Converts washer type shade to fit on regular shape bulb. 1/4-27M.



**22115- Shade Adapter.** Brass finish, converts washer type shade to fit on torpedo shape bulb. 1/4-27M.



**22112 - Glass Shade Adapter** for 1930-40's boudoir lamps, size to clip-on A19 type bulbs, 1/4-27M. 2 1/8" X 2 1/2" overall



**22119 - Lamp Shade Converter.** Converts Uno Fitter shade to a Washer Fitter shade, 1 7/8" dia., brass finish



**22116 - 3 Way Bridge Adapter with Uno thread.** Brass plated & lacq. finish. Allows conversion from washer fitter shade to Uno fitter shade.

## Acrylic Diffusers



Without Diffuser



With Diffuser

**M**id-Century Shallow Drum style shades were often accessorized with **WHITE TRANSLUCENT ACRYLIC DIFFUSERS** top mounted for table and floor shades and both top & bottom mounted for hanging fixtures. Not only do these diffusers improve the quality of the light, especially when using energy efficient compact fluorescent or halogen light bulbs, they also add a "finished" look to many table lamps. When mounted underneath, a superior look and performance is achieved for Shallow Drum hanging fixtures.



**Translucent Diffuser** - for mounting on top of the shade or in the case of hanging lamp shades - both the top and bottom of Drum style lampshades. Made of pure white acrylic material with a slip 1/4-27 and 1/8 IP center hole. Uses:

- Removes light bulb glare
- Diffuses light
- Directs light downward for accent or for improved reading light

### Outside Dia.

### Fits Shade Opening

<b>08340 -</b>	9 1/2"	11" & 12"
<b>08341 -</b>	11 1/2"	13" & 14"
<b>08342 -</b>	13 1/2"	15" & 16"
<b>08343 -</b>	15 1/2"	17" & 18"
<b>08344 -</b>	17 1/2"	19" & 20"

# Lamp Harps

High Quality Harps with Protective Coating, 1/4-27M threads at top & with base to slip 1/8 IP.

## Brass Plated Harps w/Harp Bases



### Regular Weight

- 12780-** 6"
- 12781-** 6 1/2"
- 12754-** 7"
- 12755-** 7 1/2"
- 12756-** 8"
- 12757-** 8 1/2"
- 12758-** 9"
- 12759-** 9 1/2"
- 12760-** 10"
- 12761-** 10 1/2"
- 12762-** 11"
- 12763-** 11 1/2"
- 12764-** 12"
- 12765-** 13"
- 12766-** 14"
- 12767-** 15"

### Heavy Duty

- 12740-** 7"
- 12741-** 7 1/2"
- 12742-** 8"
- 12743-** 8 1/2"
- 12744-** 9"
- 12745-** 9 1/2"
- 12746-** 10"
- 12747-** 10 1/2"
- 12748-** 11"
- 12749-** 11 1/2"
- 12750-** 12"
- 12751-** 13"
- 12752-** 14"
- 12753-** 15"

## Antique Bronze Finish Harps w/Harp Bases



### Heavy Duty

- 12780B-** 6"
- 12754B-** 7"
- 12756B-** 8"
- 12758B-** 9"
- 12760B-** 10"
- 12762B-** 11"
- 12764B-** 12"

## Nickel Plated Harps w/Harp Bases



### Regular Weight

- 12780N-** 6"
- 12754N-** 7"
- 12755N-** 7 1/2"
- 12756N-** 8"
- 12757N-** 8 1/2"
- 12758N-** 9"
- 12759N-** 9 1/2"
- 12760N-** 10"
- 12762N-** 11"
- 12764N-** 12"

### Heavy Duty

- 12740N-** 7"
- 12741N-** 7 1/2"
- 12742N-** 8"
- 12743N-** 8 1/2"
- 12744N-** 9"
- 12745N-** 9 1/2"
- 12746N-** 10"
- 12747N-** 10 1/2"
- 12748N-** 11"
- 12750N-** 12"

## Antique Brass Finish Harps w/Harp Bases



### Heavy Duty

- 12780A-** 6"
- 12754A-** 7"
- 12755A-** 7 1/2"
- 12756A-** 8"
- 12757A-** 8 1/2"
- 12758A-** 9"
- 12759A-** 9 1/2"
- 12760A-** 10"
- 12762A-** 11"
- 12764A-** 12"

## Swing Arm Cup



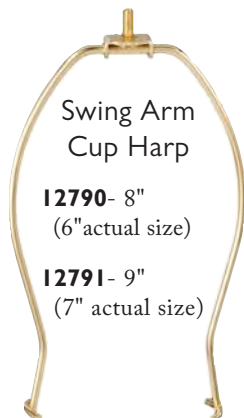
**12772** - Brass Plated Swing Arm Cup, 2 1/2" tall with side outlet, and 1/8 IP slip hole in base. For use with Swing Arm lamps and shades - Fits our #12790 & #12791 harps (see left).



**MINIATURE SIZE,**  
Brass Plated Regular Weight Harps

- 12730-** 4"
- 12731-** 4 1/2"
- 12732-** 5"
- 12733-** 5 1/2"

Cup Harp - Brass Plated. Sizes listed are overall length when cup harp is mounted into #12772 Swing Arm Cup.



# Harp Bases and Reflector Lamp Parts



Brass Plated Harp Bases -  
Slips 1/8 IP Pipe

**12735**- Heavy Duty  
**12736**- Regular Wt.



Brass Plated Harp Bases -  
Slips 1/4 IP Pipe

**12770**- Heavy Duty  
**12771**- Regular Wt.

## • Harp Bases For CFL or Over-sized Bulbs



Brass Plated

Wide Harp Bases  
- Brass Plated Harp Bases -  
Slips 1/8 IP Pipe

**12769**- Heavy Duty  
**12768**- Regular Wt.



Nickel Plated

Wide Harp Bases  
- Nickel Plated Harp Bases -  
Slips 1/8 IP Pipe

**12769N**- Heavy Duty  
**12768N**- Regular Wt.

## • Harp Base For Phenolic Sockets



**12774** - Steel, Brass Plated Harp Base  
For Standard Phenolic Sockets - fits  
heavy duty harps. (Socket Not Included)

## • Harp Base For GU-24 & Nord Sockets



**12773**- Brass plated steel harp base for  
GU-24 & Nord sockets, 1 5/8" I.D., 3"  
max O.D., fits heavy duty harps  
(Socket & Harp Not Included)

Harp Bases With Special Finishes to Match our  
Harps (p.H-75)- Slips 1/8 IP Pipe

Harp Base, slips 1/8IP,  
Antique Brass Finish

**12736A**- Reg. Weight  
**12735A**- Heavy Duty



Harp Base, slips 1/8IP,  
Antique Bronze Finish

**12736B**- Reg. Weight  
**12735B**- Heavy Duty



Harp Base, slips 1/8IP,  
Nickel Plated Finish

**12736N**- Reg. Weight  
**12735N**- Heavy Duty



Reflector Type Shade Risers - Raw steel  
risers are intended to nest upon the top of our  
I.E.S opal glass reflectors (see below) to facili-  
tate the mounting of fabric shades above reflec-  
tor type floor lamps, and allows the use of risers  
to attain a proper height. (suitable for painting).

**12775** - 6" diameter - fits our #08390  
**12776** - 8" diameter - fits our #08391  
**12777** - 10" diameter - fits our #08392

## Best Quality TRANSLUCENT Opal Glass I.E.S. Reflector Shades

These I.E.S. SHADES have a nice translucent quality that is superior to some of the dark, opaque I.E.S. shades on the market now. They will make your floor lamp more efficient and look brighter and better.



**08390** - Waffle Pattern  
with 2 1/4" fitter, 6" dia.



**08391** - Waffle Pattern  
with 2 1/4" fitter, 8" dia.



**08392** - Waffle pattern  
with 2 7/8" fitter, 10" dia.

# Shade Risers & Stamped Brass Spacers



Turned Brass Risers, Riser length does not include threads, 7/16" dia.

<b>20966-</b>	1/2"	Burn. & Lacq.
<b>20966U-</b>	1/2"	Unfinished
<b>20967-</b>	1"	Burn. & Lacq.
<b>20967U-</b>	1"	Unfinished
<b>20968-</b>	1 1/2"	Burn. & Lacq.
<b>20968U-</b>	1 1/2"	Unfinished
1/4-27F X 1/4-27M		



Length does not include threads

3/4" Brass Riser, 7/16" dia.

<b>20986-</b>	Burn. & Lacq.
<b>20986U-</b>	Unfinished
1/4-27M X 1/4-27F	

2" Brass Riser, 7/16" dia.

<b>20987-</b>	Burn. & Lacq.
<b>20987U-</b>	Unfin.
1/4-27M X 1/4-27F	



Modern Style Brass Shade Riser Unfinished Brass (length does not include threads) 1/2" dia.

<b>21136U-</b>	1"
<b>21137U-</b>	1 1/2"
<b>21138U-</b>	2"
1/4-27M X 1/4-27F	

Bamboo Shaped Turned Brass Risers, Riser (length does not include threads) 9/16" dia.

<b>20830-</b>	1/2"	Burnished & Lacq.
<b>20988U-</b>	3/4"	Unfinished
<b>20831-</b>	1"	Burnished & Lacq.
<b>20832-</b>	1 1/2"	Burn./Lacq.
<b>20989U-</b>	2"	Unfinished
1/4-27F X 1/4-27M		



Turned Brass Risers, Riser (length does not include threads) 7/16" dia., Nickel Plated Finish

<b>20966N-</b>	1/2"
<b>20986N-</b>	3/4"
<b>20967N-</b>	1"
<b>20968N-</b>	1 1/2"
<b>20987N-</b>	2"
1/4-27F X 1/4-27M	



Length does not include threads



Stamped Steel Riser (length does not include threads) 7/8" dia., Brass Plated & Lacq.

<b>20964</b>	- 1" ht.
<b>20965</b>	- 2" ht.
1/4-27F X 1/4-27M	



1/2" ht. Turned Brass Riser, 5/8" dia.

<b>20970N-</b>	Nickel Plated
1/8F x 1/4-27M	



1/2" ht. Turned Brass Riser, 5/8" dia.

<b>20970U-</b>	Unfinished Brass
1/8F x 1/4-27M	

**10417U-** Shade Holder and Riser can be mounted on top of cluster numbers 40112 thru 40119 (page H-15) to elevate fabric lampshade to desired height. Has a 1/4-27 rod with 3/4" long thread and a 3/4" knurled nut on top for shade mounting, and a 1/8F slip coupling for cluster mounting. 6" overall length and is adjustable to about 4". Unfinished



## Stamped Brass Spacers



1" ht. Brass Spacer, 7/8" bottom dia., 1" bottom dia.

<b>21158-</b>	Polished & Lacquered
Slips 1/8 IP	



1" ht. Brass Spacer, 7/8" bottom dia., 1" bottom dia.

<b>21158U-</b>	Unfinished
Slips 1/8 IP	



1 1/2" ht. Brass Spacer, 7/8" bottom dia., 1" bottom dia.

<b>21159-</b>	Polished & Lacquered
Slips 1/8 IP	



1 1/2" ht. Brass Spacer, 7/8" bottom dia., 1" bottom dia.

<b>21159U-</b>	Unfinished
Slips 1/8 IP	



2" ht. Brass Spacer, 7/8" bottom dia., 1" bottom dia.

<b>21160-</b>	Pol. & Lacq
Slips 1/8 IP	



2" ht. Brass Spacer, 7/8" bottom dia., 1" bottom dia.

<b>21160U-</b>	Unfin.
Slips 1/8 IP	

# Finials, Tapped Brass Balls, Shade Riser Parts

I/4-27F



1/2" dia. Brass Ball  
**21002U** -  
Unfinished  
Tap I/4-27F



1/2" dia., Turned Brass  
1/2 Ball Finial Cap,  
1/4" ht.  
**20841U**- Unfinished  
Tap I/4-27F



Turned Brass Ball  
finial, Unfinished  
**20839U**- 3/4" dia.  
**20837U**- 1" dia.  
Tap I/4-27F



Burn. & Lacq



Ant. Brass



Ant. Bronze

Small, Plain Knurled  
Knob Finial, 1/2" dia.,  
9/16" height,  
tap I/4-27F



Nickel Plated



Unfinished

**10958** - Burnished & Lacq.  
**10958A**- Antique Brass  
**10958B**- Antique Bronze  
**10958N**- Nickel Plated  
**10958U**- Unfinished Brass

## 6-32F, 8-32F, I/4-20F



**21014U**- Brass shade ad-  
juster coupling. Tap I/8F  
X I/4-27 slip, 8/32 side  
tap for set screw. May be  
used with part #21015U  
(6" rod below) to assem-  
ble complete unit as pic-  
tured in item #10417U.  
Unfinished



5/8" dia. Brass Ball  
**21004U** -  
Unfinished  
Tap I/4-20F



1/2" dia. Brass Ball  
**21003U** -  
Unfinished  
Tap 8-32F



3/8" dia. Brass Ball  
**21001U** -  
Unfinished  
Tap 8-32F



3/8" dia. Brass Ball  
**21000U** -  
Unfinished  
Tap 6-32F

Steel Rod for Assem-  
bling Adjustable Harp,  
use in conjunction  
w/#21014U (above)

**21015U**- Brass Plated  
& Lacq.  
I/4-27 X 3/4" Thread  
length, 6" long



Turned Brass Ball finial,  
Unfinished  
**20838U**- 3/4" dia., Tap I/8F  
**20836U**- 1" dia., Tap I/8F  
**21068U**- 1" dia., Tap I/4F



5/8" dia. Brass Ball,  
Unfinished  
**21004U** - Tap I/4-20F  
**21005U** - Tap I/8F



3/4" dia. Turned  
Brass 1/2 Ball,  
3/8" ht.  
**21030U**- Unfin.  
Tap I/8F



1/2" dia., Turned Brass  
1/2 Ball Finial Cap,  
1/4" ht.  
**20840U**- Unfinished  
Tap I/8F

## I/4-20F, I/8F, I/4F

## I/4-27F Metal Finials



1" ht. Stamped  
Steel Finial, 7/8" dia.  
**20993** - Brass  
Plated & Lacq.  
Tap I/4-27F.



1" ht. Stamped  
Steel Finial, 7/8" dia.  
**20993N** - Nickel  
Plated Finish  
Tap I/4-27F.



9/16" ht. Metal  
Finial, 3/4" dia.  
**20961** - Brass  
Plated & Lacq.  
Tap I/4-27F.



9/16" ht. Metal  
Finial, 3/4" dia.  
**20961N**- Nickel  
Plated Finish  
Tap I/4-27F.



9/16" ht. Metal  
Finial, 3/4" dia.  
**20961A**- Antique  
Brass Finish  
Tap I/4-27F.



9/16" ht. Metal  
Finial, 3/4" dia.  
**20961B**- Antique  
Bronze Finish  
Tap I/4-27F.

# 1/4-27F Turned Brass Finials (∅ = diameter)



1" ht. Brass Colonial Finial, 7/16" dia.

**10967**- Burn. & Lacq.  
**10967A**- Ant. Finish  
**10967N**- Nickel Plated  
**10967U**- Unfinished  
 1/4-27F



1" ht. Brass Colonial Finial, 7/16" dia.

**10967N**- Nickel Plated  
 1/4-27F



1 1/2" ht. Brass Finial, 7/16" dia.

**10950A** - Antique Brass  
**10950** - Unfin.  
 1/4-27F



1 1/2" ht. Brass Finial, 7/16" dia.

**10950N** - Nickel Plated Finish  
 1/4-27F



2" Brass Finial, 1/2" ∅

**21027**- Burn. & Lacq.  
**21027U**- Unfin.  
 1/4-27F



2" Brass Finial, 1/2" ∅

**10964A**- Ant. Brass  
**10964**- Burn/Lacq.  
**10964U**- Unfin.  
 1/4-27F



2" Brass Finial, 1/2" ∅

**10964N**- Nickel Plated  
 1/4-27F



1 1/8" ht. Brass Ball Finial, 9/16" dia.

**10963N**- Nickel Plated Finish  
 1/4-27F



1 1/8" ht. Brass Ball Finial, 9/16" ∅

**10963**- Burn. & Lacq.  
**10963A**-Ant. Brass  
**10963U**- Unfinished  
 1/4-27F



1" ht. Brass Handel style, 7/8" dia.

**10959**-Pol. & Lacq.  
 1/4-27F



1 7/16" ht. Brass Finial, 7/8" dia.

**11336N**- Nickel Plated  
**11336**-Burn/Lacq.  
 1/4-27F



1 1/2" ht. Ball Finial, Brass, 1" ∅

**10978**-Unfin.  
 1/4-27F



Brass Ball Finial, Burnished & Lacq.

**20820** - 1 3/8" X 7/8"  
**20821** - 1 1/2" X 1"  
 1/4-27F



2 3/8" Brass Finial, 1/2" dia.

**10952**- Burn. & Lacq.  
**10952U**- Unf.  
 1/4-27F



3/4" ht. X 9/16" dia. Brass Pyramid Finial

**21036N**- Nickel Plated  
 1/4-27F



1" ht. Brass Finial, 1 1/16" dia.

**20824**-Burn/Lacq  
**21151U**- Unfin.  
 1/4-27F



2 3/8" ht. Brass Deco Finial

**11087N**- Nickel Plated  
**11087U** - Unfin.  
 1/4-27F



2" ht. Brass Deco Finial, 1/2" ∅

**11086N**- Nickel Plated  
**11086U**- Unfin.  
 1/4-27F



1 7/16" ht. Brass Deco Finial, 1/2" dia.

**11085N** - Nickel Plated  
 1/4-27F



1 7/16" ht. Brass Deco Finial, 1/2" dia.

**11085U** - Unfinished  
 1/4-27F



1 5/16" ht. Brass Deco Finial, 5/8" ∅

**11084N**- Nickel Plated  
**11084U** - Unf.  
 1/4-27F



1 1/2" Brass Modern Finial, 5/8" ∅

**21128U** - Unfin.  
**21128N** - Nickel Plated  
 1/4-27F



1 5/16" ht. Turned Brass Finial, 3/4" dia.

**11326U** - Unfin.  
 1/4-27F



1 7/16" ht. Turned Brass Finial, 1" dia.

**11329** - Pol. & Lacq.  
 1/4-27F



1 1/2" ht. Brass Finial, 7/8" dia.

**20825**- Burn. & Lacq.  
 1/4-27F

## Tap 1/8 F



1" Cast Brass Finial, 3/4" dia.

**11712U** - Unfin.  
 1/8F



1 1/2" Cast Brass Finial, 1" dia.

**11711U** - Unfin.  
 1/8F



1 3/4" Cast Brass Finial, 5/8" ∅

**10932U** - Unfinished  
 1/8F

# 1/8F Brass Finials & 1/8M X 1/4-27 Reducers

(Ø = diameter)



1" ht. Brass Finial Knob, 1 1/16" dia.

**10953**- Burn. /Lacq.  
**10953U**- Unfin.  
1/8F



1 1/16" ht. Brass Pyramid Finial, 9/16" dia.

**10966** - Unfin.  
1/8F



1 1/16" ht. Brass Pyramid Finial, 9/16" dia.

**10966A** - Ant. Brass Finish  
1/8F



5/8" ht. Brass Pyramid knob with side hole for hanging prism, 9/16" dia.

**10966H**- Unfin.  
1/8 F



5/8" ht. Brass Pyramid Knob with hole for #6 bead chain., 9/16" dia.

**10966P**- Unfin.  
1/8F



1/2" ht. Pyramid knob, 9/16" dia.

**10966N**- Nickel Plated  
1/8F



1 3/8" ht. Die Cast Brass Finial Knob, 7/8" dia.

**21047U**-Unfin.  
1/8F



1 3/16" ht. Cast Brass Finial Bud, 1" Ø

**21046U**- Unfinished  
1/8F



1 3/8" ht. Die Cast Brass Leaf Motif Finial, 5/8" dia.

**10931U** - Unfin.  
1/8F



1 1/2" ht. Ball Finial, Brass, 1" dia.

**10977**- Unfinished  
1/8F



1" ht. Brass Knob, 3/4" dia.

**21028U**- Unfinished  
1/8F



3/4" ht. Round Brass Finial Knob, 5/8" dia.

**10965**- Burn/Lacq.  
**10965U**- Unfin.  
1/8F



1 1/4" ht. Large Brass Pyramid Knob, 7/8" dia.

**21025**- Burn. & Lacq.  
**21025U**- Unfinished  
1/8F



1 3/8" ht. Die Cast Brass Finial Knob, 7/8" Ø

**10956** - Pol. & Lacq.  
**10956U** - Unfinished  
1/8F



1 5/8" ht. Die Cast Brass Acorn Finial, 15/16" Ø

**10957**-Pol. & Lacquer  
**10957U** - Unfinished  
1/8F



1 7/8" ht. Die Cast Brass Finial, 15/16" Ø

**21049U**- Unfin.  
1/8F



2" ht. Die Cast Brass Finial, 1 3/16" dia.

**21052U**- Unfin.  
1/8F



2" ht. Large Die Cast Brass Finial, 1 1/8" dia.

**21051U**- Unfinished  
1/8F



2" ht. Large Die Cast Brass Finial, 1 7/16" dia.

**21048U**- Unfinished  
1/8F



3 1/2" X 3" Die Cast Brass Ornate Finial

**10971**- Polished & Lacq.

**10971U** - Unfinished

Tapped 1/8F, no wire way



1 5/8" ht. Die Cast Brass Finial, 3/4" dia.

**21050U**-

Unfinished

1/8F



2 3/8" X 2 1/4" Cast Brass Finial

**10974**- Pol. & Lacq.

**10974U**- Unfinished

1/8F

Headless Reducer, Brass, 3/8" dia., 1/4" ht.

**20915**- Unfin  
1/8M X 1/4-27F



Brass Reducer, 7/16" dia., 7/32" ht.

**20910**- Unfin.  
1/8M X 1/4-27F



# Finial Display Stands



**I1350C-** Acrylic display complete with 18 of our newest & best finials. Comes complete with finial screws for easy mounting and replacement. See display stand's dimensions below.

Finials are included\*.

**I1350-** Acrylic display, clear-3 shelf stand holds 18 finials and comes complete with finial screws for easy mounting and replacement. Finials not included.

Height: 14"

Width: 12¾"

Depth: 4¼"

Check the Special Offer in our online Price List for a "Free" Finial Display Stand with the purchase of finials.



**I1351C-** Double-sided acrylic display with revolving base comes complete with 48 of our newest & best finials. Also comes with finial screws for easy mounting and replacement. See display stand's dimensions below. Finials are included\*.

**I1351-** Double-sided acrylic display case. 8-shelf display holds 48 finials and comes complete with finial screws for easy mounting and replacement. Stand has black background, clear side panels, and a revolving base.

Finials not included. Height: 19¾", Width: 13", Depth: 7"

\* In the case of "out of stock" we reserve the right to make finial substitutions.

# Cast Brass & Die Cast Metal Decorative Finials

All 1/4-27



**11281A**- Cast Brass  
Antique Bronze,  
Handel Style. 1"  
ht., 7/8" dia.



**11282A**- Cast Brass  
Antique Bronze,  
Handel Style. 1"  
ht., 1 1/16" dia.



**11280A**- Cast  
Brass Antique  
Bronze, Handel  
Style. 1/2" ht.



Brass Acorn, 1 1/8" ht.  
**11288A**- Antique  
Bronze



Acanthus, 2" ht.  
**10847U**-Unfin.



**11069A**- Re-  
gent, Cast Metal  
w/Antique Brass  
Finish. 2" ht.



**11062A**- Cast  
Metal w/Antique  
Brass Finish.  
1 3/4" ht. x 2" wide



**11063A**- Cast  
Metal w/Antique  
Brass Finish.  
2 1/2" ht.



**11073A**- Cast  
Metal w/Antique  
Brass Finish.  
2 1/4" ht.



**11070A**- Nau-  
tilus Seashell,  
Cast Metal  
w/Antique Brass  
Finish. 2 1/2" ht.



**11074A**- Acorn,  
Cast Metal  
w/Antique Brass  
Finish. 2 1/8" ht.



**11061A**- Fleur-  
de-lis, Cast Metal  
w/Antique Brass  
Finish. 3 1/4" ht.



**11079A**- Tree of  
Life, Cast Metal  
w/Antique Brass  
Finish. 2 7/8" ht.



**11078A**- Cast  
Metal w/Antique  
Brass Finish.  
2 7/8" ht.



**11075A**- Cast  
Metal w/Antique  
Brass  
Finish. 3" ht.



**11072A**-  
Cast Metal  
w/Antique  
Brass Finish.  
2 5/8" ht.



**11071A**- Urn,  
Cast Metal  
w/Antique  
Brass Finish.  
2 7/8" ht.



**11076A**- Cast Metal  
w/Antique Brass  
Finish. 3 3/4" ht.



**11021** -  
Cameo,  
2 1/2" ht.



**11020** - Cameo,  
2 1/2" ht.



**11080**- Cast Brass  
with Polished & Lac-  
quer Finish. 3 1/8" ht.



**11083**- Cast Brass  
with Polished & Lac-  
quer Finish. 3" ht.

# Antique Finish Decorative Finials

All 1/4-27



**11029A** - 2 3/8" ht.  
Cast Metal, Ant-  
ique Finish



**11028A** - 1 3/4" ht.  
Cast Metal, Ant-  
ique Finish



**11185A** - 2 5/8" ht.  
Solid Brass, Ant-  
ique Finish



**11160A** - 3" ht.  
Cast Metal, Ant-  
ique Finish



**11167A** - 2 13/16" ht.  
Solid Brass, Ant-  
ique Finish.



**11330** - 2 1/2" ht.  
Brass Finial with  
Antique Brass Finish,  
1" dia.



**11186A** - 2 5/8" ht.  
Solid Brass, Antique  
Brass Finish



**11077A** - 2 5/8" ht.  
Cast Metal, Antique  
Brass Finish



**11165A** - 3" ht.,  
Die Cast Metal,  
Antique Finish



**11166A** - 2 1/4" ht.  
Solid Brass, An-  
tique Finish



**11118A** - 3 1/8" ht.  
Solid Brass, An-  
tique Finish



**11344** - 3 1/4" ht.  
Brass Finial w/An-  
tique Brass Finish



**11129A** - 2 3/8" ht.  
Solid Brass, Antique  
Finish.



**11027A** - 2 1/8" ht.  
Cast Metal, Ant.  
Finish



**11187A** - 2 5/8" ht.  
Solid Brass, Antique  
Finish



**11161A** - 2 3/4" ht.  
Solid Brass Finial  
with Antique Finish



**11343** - 3" ht. Brass  
Finial with Antique  
Finish, 2 1/8" dia.



**11170A** - 4 3/4" ht.  
Brass Finial with  
Antique Finish



**11221A** - 3" ht.  
Cast Metal Fleur  
de lis, Antique  
Finish

# Antique Finish & Nickel Finish Decorative Finials

All 1/4-27



**11164A** - 3 1/8" ht.  
Cast Metal, An-  
tique Finish



**11026A** - 3 1/8"  
ht. Cast Metal,  
Antique Finish



**11120A** - 3"  
ht. Cast Metal,  
Ant. Finish



**11116A** - 3 3/8"  
ht. Solid Brass,  
Antique Finish



**11121A** - 2 5/8"  
ht. Solid Brass,  
Antique Finish



**11348A** - 1 1/2"  
ht. Turned Brass,  
1 3/16" dia., Ant.  
Brass Finish



**11122A** - 2 1/4"  
ht. Solid Brass,  
Antique Finish



**11081** - 1 3/4" ht.,  
32mm Solid Brass,  
P&L Finish



**11081A** - 1 3/4"  
ht., 32mm Solid  
Brass, Antique  
Brass Finish



**11081B** - 1 3/4"  
ht., 32mm Solid  
Brass, Oiled  
Bronze Finish



**11081N** - 1 3/4"  
ht., Cast Brass,  
Satin Nickel  
Finish



**11332** - 2" ht.  
Metal Finial, 1 1/4"  
dia. Light Antique  
Brass finish



**11129S** - 2 3/8" ht.  
Satin Nickel



**11116N** - 3 3/8" ht.  
Cast Metal,  
Nickel Finish



**11335** - 2 15/16" ht., Metal  
Finial with Nickel Finish,  
1 7/8" dia.



**11065A** - 2 1/2"  
ht. Greek Key,  
Cast Metal,  
Antique Finish



**11122N** - 2 1/4" ht.  
Cast Metal, Nickel  
Finish



**11331** - 1 3/4" ht. Metal  
Finial, 1" dia., Satin  
Nickel Finish



**11064** - 2 1/2" ht. Cast  
Metal, Antique Satin  
Nickel Finish



**11065N** - 2 1/2"  
ht. Greek Key,  
Cast Metal,  
Satin Nickel  
Finish.

# Solid Brass - Polished & Lacquered Finials - All 1/4-27



11169 - 2 1/2" ht.



11342 - 1 15/16" ht.,  
1 3/8" dia.



11165 - Brass Plated  
Zinc Die Cast. 3 1/8" ht.



11187 - 2 5/8" ht.



11173 - 2 1/2" ht.



11122 - 2 1/4" ht.



11186 - 2 3/4" ht.



11185 - 2 5/8" ht.



11121 - 2 3/4" ht.



11120 - 3" ht.



11128 - 2 5/8" ht.



11118 - 3 1/8" ht.



11129 -  
2 3/8" ht.



11338 - 2 7/8" ht.,  
2" dia.



11161 - 2 3/4" ht.



11167 - 2 3/4" ht.



11066 - Cast  
Brass, 2 3/4" ht.



11160 -  
3" ht.



11164 -  
3 1/8" ht.



11116 -  
3 3/8" ht.



11341 -  
3 3/8" ht.

# Ceramic, Semi-Precious Stone, & Cast Metal Finials - 1/4-27



**11014** - Onyx, 1 7/8" ht.



**11015** - Onyx, 1 7/8" ht.



**11147** - Beige Ceramic, 2" ht.



**11150** - White Ceramic, 2" ht.



**11148** - Black Ceramic, 2" ht.



**11182** - Quartz, 1 7/8" ht.



**11179** - Jade, 2 1/2" ht.



**11144** - Jasper, 2 1/2" ht.



**11148N** - Black Ceramic, Nickel Base, 2" ht.



**11232** - Light Blue Ceramic, Brass P & L Base, 2" ht.



**11235** - Dark Blue Ceramic, Brass P & L Base, 2" ht.



**11248** - Black Quartz, Brass P & L Base, 2 1/4" ht.



**11248N** - Black Quartz, Nickel Base, 2 1/4" ht.



**11246S** - 30mm Tiger Eye, Satin Nickel Base, 2" ht.



**11246** - 30mm Tiger Eye, Brass P & L Base, 2" ht.



**11207A** - Cast Metal, Antique Brass Finish, 3 1/4" ht.



**11211A** - Cast Metal, Ant. Brass Finish, 3 3/4" ht.



**11205A** - Cast Metal, Ant. Brass Finish, 3 1/4" ht.



**11208A** - Cast Metal, Ant. Brass Finish, 3 3/8" ht.



**11216A** - Cast Metal, Ant. Brass Finish, 4 1/2" ht.



**11215A** - Cast Metal, Ant. Brass Finish, 4 3/4" ht.

# Crystal & Glass Decorative Finials - All 1/4-27



11142N-  
Crystal,  
1 1/16" ht.



11142- Lead  
Crystal, 1 1/16"  
ht.



11139R-  
Ruby Glass,  
2" ht.



11139 -  
Crystal,  
2 1/4" ht.



11139N -  
Crystal,  
2 1/4" ht.



11139A -  
Amber Glass, 2 1/4" ht.



11223 - Crystal,  
30mm dia.,  
Brass P & L  
Base, 1 5/8" ht.



11082N- Crystal  
Ball, 1 5/8" ht.



11223A - Crystal,  
30mm dia., Brass  
Antique Finish Base,  
1 5/8" ht.



11223B - Crystal,  
30mm dia., Brass  
Oiled Bronze Base,  
1 5/8" ht.



11068A -  
Cast  
Metal with  
Smokey  
Topaz  
Antique  
Brass Fin-  
ish, 2 7/8"  
ht.



11003 -  
Lead  
Crystal,  
2 5/8" ht.



11340 -  
Crystal  
Finial,  
3" ht., 2 1/4"  
dia.



11004 -  
Lead  
Crystal,  
2 7/8" ht.



11140N -  
Lead  
Crystal,  
2 1/4" ht.



11140 -  
Lead  
Crystal,  
2 1/4" ht.



11141- Lead  
Crystal, 2 3/4" ht.



11138- Crys-  
tal,  
2 7/8" ht.



11010-  
Lead Crystal,  
2 3/4" ht.



11006 -  
Lead Crystal,  
2 7/8" ht.



11137N -  
Lead Crystal,  
3 1/2" ht.



11137 - Lead  
Crystal,  
3 1/2" ht.

# Crystal, Brass, & Cast Metal Decorative Finials

All 1/4-27



11090P - Crystal  
Cube, Brass, P & L,  
1 3/4" ht.



11090 - Crystal  
Cube, Nickel  
1 3/4" ht.



11090S - Crystal  
Cube, Satin Nickel,  
1 3/4" ht.



11239A - Cast Metal  
Tree Frog, Antique  
Brass Finish, 2 3/8"  
ht.



11260A - Cast Metal,  
Antique Brass Finish,  
3" ht.



11262 - Solid  
Brass Mermaid,  
P & L,  
2 7/8" ht.



11262A - Solid Brass  
Mermaid, Antique  
Brass Finish, 2 7/8" ht.



11067 - Sand  
Dollar, Polished  
& Lacq. Finish.  
2 1/2" ht.



11158 -  
Polished & Lacq.  
Finish. 2 1/8" ht.



11159 - Polished  
& Lacq. Finish.  
3" ht.



11022- SeaShell,  
3 1/4" ht. (approx.)



11241B - Cast Metal  
Dragonfly, Bronze Finish,  
2" ht.



11220 - Solid  
Brass, P & L  
Finish, 3" ht.



11220S - Solid  
Brass, Satin  
Nickel Finish,  
3" ht.



11220A - Solid  
Brass, Antique  
Finish, 3" ht.



11220B - Solid  
Brass, Oiled  
Bronze Finish,  
3" ht.

# Solid Brass Finial Bases, & Decorative Finials - All 1/4-27

Build your own unique custom finials with these finial bases!

7/8" ht.  
Finial  
Bases



**20971I** - Cup Shaped Base, P & L



**20971IN** - Cup Shaped Base, Nickel



**20971IA** - Cup Shaped Base, Ant. Brass



**20971B** - Cup Shaped, Oiled Bronze Finish



**20971S** - Cup Shaped Base, Sat. Nickel



**11263S** - Wooden Cube, Satin Nickel Base, 1 7/8" ht.

1 1/4" ht.  
Finial  
Bases



**20972** - 6-Prong Base, P & L



**20972N** - 6-Prong Base, Nickel



**20972A** - 6-Prong Base, Ant. Brass



**20972B** - 6-Prong Base, Oiled Bronze Finish,



**20972S** - 6-Prong Base, Sat. Nickel



**11263** - Wooden Cube, Brass P & L Base, 1 7/8" ht.

Cup-Shaped Finial Bases, 5/8" ht., Your choice of metal finish



**20969** - Polished & Lacq.



**20969N** - Nickel Finish



**20969A** - Antique Brass



**20969B** - Oiled Bronze Finish



**20969S** - Satin Nickel Finish



Walnut wood ball finial with 1/4-27 insert



Brass Finial base, 1 1/2" ht., 1" dia., 1/4-27F, designed to hold a 25mm dia. ball or marble, bottom portion turned brass, top is stamped brass.

**11337** - Pol. & Lacq.  
**11337A** - Ant. Brass Finish  
**11337N** - Nickel Plated



**21164** - 1/2" dia. Bushing, press in to fit 11/32" dia. hole, Aluminum, Nickel Plated Finish. 1/4-27F

**11346** - 1 1/4" ht.  
**11347** - 1 1/2" ht.



**11328** - Clear Acrylic Finial tapped 1/4-27F, 1 1/2" ht, 1 1/4" dia.



**11327** - Clear Acrylic Finial tapped 1/4-27F, 1 3/4" ht, 1" dia.



**11250N** - Acrylic, Nickel Base, 2 1/4" ht.



Clear acrylic finial with 1/4-27F base, 2 15/16" ht. x 1" dia.  
**11345N** - Nickel Plated Base  
**11345** - Polished & Lacq. Base



**11265** - Wooden Cylinder, Brass P & L Base, 2 1/4" ht.

# Big & Bold! Classic Style Decorative Finials - All 1/4-27

All colors have an "antiqued" finish

**A** proper size and design in your choice of finials can make a crucial difference in the look of your table lamp, and its overall appeal to your customers. These somewhat over-sized cast resin finials are hand-made and hand decorated, one at a time, to assure their unique beauty. These special designs are only available from B & P Lamp Supply.



**11033B** - Cast Resin, antique brass finish. 2 3/4" ht.



**11033D** - Cast Resin, dark bronze finish. 2 3/4" ht.



**11032B** - Cast Resin, antique brass finish. 4 1/4" ht.



**11032D** - Cast Resin, dark bronze finish. 4 1/4" ht.



**11032N** - Cast Resin, brushed nickel finish. 4 1/4" ht.



**11030B** - Cast Resin, antique brass finish. 3 5/8" ht.



Cast Resin, 2 7/8" ht.  
**11050D**- dark bronze finish (pictured)  
**11050B**- antique brass finish



**11034B** - Cast Resin, antique brass finish. 4 3/8" ht.



**11034D** - Cast Resin, dark bronze finish. 4 3/8" ht.



**11034N** - Cast Resin, brushed nickel finish. 4 3/8" ht.



**11035B** - Cast Resin, antique brass finish. 3 5/8" ht.



**11035D** - Cast Resin, dark bronze finish. 3 5/8" ht.



**11035N** - Cast Resin, brushed nickel finish. 3 5/8" ht.



**11333**- Resin Finial, 1 3/8" diameter, 2" height, tap 1/4-27F, antique brass finish



**11334**- Resin Finial, 1 1/16" diameter, 2 1/2" height, tap 1/4-27F, antique brass finish

# Polybeeswax® Brand Candle Covers - Durable, Heat Resistant, and Color Fast!

Our Polybeeswax® Brand candle covers have the look of real beeswax candle covers, but are much more durable. Not only are these poly-resin covers heat resistant and washable, they will maintain their color and shape indefinitely. In addition, each cover is hand made with its own unique, hand-applied drip pattern. We also offer special size check rings to accommodate the base of the extra thick melting design cover. All covers slip socket with paper insulator attached.

\* PLEASE INQUIRE FOR LARGE QUANTITY PURCHASES



**CANDELABRA BASE** PolyBeeswax® Candle Covers, 7/8" I.D. X 1 1/16" O.D. Your Choice of Color!

### IVORY COLOR

**19900i**- 2"  
**19901i**- 3"  
**19902i**- 3 1/2"  
**19910i**- 4"  
**19903i**- 5"  
**19911i**- 6"  
**19905i**- 10"

### GOLD COLOR

**19900G**- 2"  
**19901G**- 3"  
**19902G**- 3 1/2"  
**19910G**- 4"  
**19903G**- 5"  
**19911G**- 6"  
**19905G**- 10"

### IVORY COLOR

**19912i**- 4"  
**19913i**- 6"

### GOLD COLOR

**19912G**- 4"  
**19913G**- 6"



**EDISON (STANDARD) BASE** PolyBeeswax® Edison (Standard base) Candle Covers, 1 1/4" I.D. X 1 1/2" O.D. Your Choice of Color!

## New Colors in Polybeeswax® Candle Covers!



**NEW Flat White Color** Polybeeswax® Brand Candle Covers. Your choice of size/height.

Candelabra Size (7/8" I.D., 1 1/16" O.D.)

**19910T** - 4"  
**19911T** - 6"

Edison (Standard) Size (1 1/4" I.D., 1 1/2" O.D.)

**19912T** - 4"  
**19913T** - 6"



**NEW Gold Coin Color** Polybeeswax® Brand Candle Covers. Your choice of size/height.

Candelabra Size (7/8" I.D., 1 1/16" O.D.)

**19910Q** - 4"  
**19911Q** - 6"

Edison (Standard) Size (1 1/4" I.D., 1 1/2" O.D.)

**19912Q** - 4"  
**19913Q** - 6"



**Black** Polybeeswax® candle covers with natural drips. Your choice of size/height.

Candelabra Size (7/8" I.D., 1 1/16" O.D.)

**19910B** - 4"  
**19911B** - 6"

Standard Size (1 1/4" I.D., 1 1/2" O.D.)

**19912B** - 4"  
**19913B** - 6"



**21066**- Brass Plated Candelabra Candle Cap, 1 5/16" I.D., 5/8" ht.



Large Seating Ring designed to fit Poly Resin Candle Covers. Stamped steel, curved edge, slip 1/8 IP, brass plated and lacquered finish. See pages H-57 & H-58 for more finish options!

**22504** - 1 1/8" dia.  
**22507** - 1 1/2" dia.  
**22508** - 1 3/4" dia.  
**22509** - 2" dia.

# Polybeeswax® Brand Candle Covers - Durable, Heat Resistant, and Color Fast!



Polybeeswax® Brand Smooth Candle Covers. Durable, Heat Resistant, Color Fast!

Candelabra Size ( $\frac{7}{8}$ " I.D.,  $1\frac{1}{16}$ " O.D.)

- 19910W** - 4" Ivory
- 19910P** - 4" Gold
- 19911W** - 6" Ivory
- 19911P** - 6" Gold

Standard Size ( $1\frac{1}{4}$ " I.D.,  $1\frac{1}{2}$ " O.D.)

- 19912W** - 4" Ivory
- 19912P** - 4" Gold
- 19913W** - 6" Ivory
- 19913P** - 6" Gold



**19820i**- 4" ivory polyresin candle cover with drips, candelabra base with outside an extra-wide dia. of  $1\frac{1}{4}$ " ( $\frac{7}{8}$ " inside diameter)



Special Polybeeswax® Candelabra Size ( $\frac{7}{8}$ " inside dia.) candle covers with an EXTRA-WIDE outside dia. of  $1\frac{1}{4}$ ". Your choice of color & height

- 19820W** - 4" Off-White
- 19820G** - 4" Gold
- 19820i** - 4" Ivory
- 19821W** - 6" Off-White

Antique Polybeeswax® candle covers with natural drips. Your choice of size.

4" Candelabra Size ( $\frac{7}{8}$ " I.D.,  $1\frac{1}{16}$ " O.D.)

**19910A** - Antique

4" Standard Size ( $1\frac{1}{4}$ " I.D.,  $1\frac{1}{2}$ " O.D.)

**19912A** - Antique



Antler candle covers for antler chandeliers and rustic fixtures and sconces. These covers are of resin material. Candelabra size ( $\frac{7}{8}$ " inside dia.)

- 19840**- 3"
- 19841**- 4" (pictured)
- 19842**- 6"



**Front View**

**Side View**

**19843** - 4" ht. Antler candle covers for antler chandeliers and rustic fixtures and sconces. These resin covers have a slanted base for mounting on antler arms or irregular base. Candelabra size ( $\frac{7}{8}$ " inside dia.)

CANDELABRA

CANDELABRA

STANDARD



Special 4" & 6" ht. Polybeeswax® candle covers with a super-wide outside dia. of 2". Your choice of Size & Color.

Candelabra size ( $\frac{7}{8}$ " inside dia.)

4" Height

6" Height

- 19830i** - Ivory
- 19830G** - Gold

- 19831i** - Ivory
- 19831G** - Gold

Standard size ( $1\frac{1}{4}$ " inside dia.)

4" Height

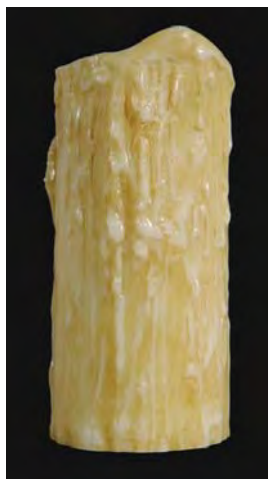
6" Height

- 19832W** - Off White

- 19833W** - Off White

# Polybeeswax® Brand, Oversized - Thick & Large Candle Covers

All resin candle covers are hand made and may vary slightly in color and size. To prevent overheating - light bulb should not be mounted within ¼" of the inside wall of the resin candle cover and candle cover should remain open on top. These covers are not to be used for electrical insulating purposes!



Resin candle covers with melting candle design effect.



Top of candle cover extends about 5/8" beyond top of interior socket.



Extra Thick - Antique Gold color resin candle covers with melting candle design effect. (Top of cover extends about 5/8" beyond top of interior socket.)

Edison (standard) base, 1 ¼" I.D. X 2" O.D.

**19992A** - for 4" tall socket interiors

**19993A** - for 6" tall socket interiors

Extra Thick - Gold color resin candle covers with melting candle design effect. (Top of cover extends about 5/8" beyond top of interior socket.)

Candelabra base, 7/8" I.D. X 1 ¾" O.D.

**19990G** - for 4" tall socket interiors

**19991G** - for 6" tall socket interiors

Edison (standard) base, 1 ¼" I.D. X 2" O.D.

**19992G** - for 4" tall socket interiors

**19993G** - for 6" tall socket interiors

Extra Thick - Satin White color resin candle covers w/melting candle design. (Extends about 5/8" beyond the top of interior socket.)

Edison (standard) base, 1 ¼" I.D. X 2" O.D.

**19992W** - for 4" tall socket interiors

**19993W** - for 6" tall socket interiors

## Large Diameter Resin Candle Covers

All resin candle covers are hand made and may vary slightly in color and size. To prevent overheating - light bulb should not be mounted within ¼" of the inside wall of the resin candle cover and candle cover should remain open on top. These covers are not to be used for electrical insulating purposes!



Large Diameter - Ivory color resin candle covers with a melting open-top design.

**19982i** - 3" O.D. X 4" ht., 2 5/16" I.D.

**19983i** - 3" O.D. X 6" ht., 2 5/16" I.D.

**19985i** - 4" O.D. X 6" ht., 3 3/8" I.D.



Large Diameter - Gold color resin candle covers with a melting open-top design.

**19982G** - 3" O.D. X 4" ht., 2 5/16" I.D.

**19983G** - 3" O.D. X 6" ht., 2 5/16" I.D.

**19985G** - 4" O.D. X 6" ht., 3 3/8" I.D.



Gold color resin candle cover shown with electric light inside



Large Diameter - Antique Gold color resin candle covers with a melting open-top design.

**19982A** - 3" O.D. X 4" ht., 2 5/16" I.D.

**19983A** - 3" O.D. X 6" ht., 2 5/16" I.D.

**19985A** - 4" O.D. X 6" ht., 3 3/8" I.D.

# Natural Beeswax Candle Covers & Plastic Candle Covers

**N**atural beeswax candle covers compliment the original beauty of restored lamps. Each beeswax cover is hand made with applied wax drippings. They look real because they are real! A vast improvement over paper and plastic covers. Maximum of 40 watt bulb recommended by the manufacturer. All Beeswax covers have plastic lining and will slip over candelabra and standard base paper socket covers.



Ivory color beeswax candle covers  
Candelabra Base, 7/8" I.D.  
**19940** - 4"  
**19942** - 6"  
Edison (standard) base, 1 1/4" I.D.  
**19944** - 4"  
**19946** - 6"



Gold color beeswax candle covers  
Candelabra Base, 7/8" I.D.  
**19970** - 4"  
**19972** - 6"  
Edison (standard) base, 1 1/4" I.D.  
**19974** - 4"  
**19976** - 6"



Tan color beeswax candle covers  
Candelabra Base, 7/8" I.D.  
**19950** - 4"  
**19952** - 6"  
Edison (standard) base, 1 1/4" I.D.  
**19954** - 4"  
**19956** - 6"



Beige color plastic candle covers w/drips.  
Candelabra base, 1 3/16" I.D., 7/8" outside dia.  
**19802** - 4"  
Edison (standard) base, 1 3/16" I.D., 1 5/16" outside diameter  
**19804** - 4"



White color plastic candle covers w/drips.  
Candelabra base, 1 3/16" I.D., 7/8" outside dia.  
**19801** - 4"  
Edison (standard) base, 1 3/16" I.D., 1 5/16" out-side diameter  
**19803** - 4"



**19925**- Candelabra size candle cover, White plastic with gold drips 1 3/16" I.D., 7/8" outside diameter, 4" ht.



**19926**- Candelabra size candle cover, Black plastic with gold drips 1 3/16" I.D., 7/8" outside diameter, 4" ht.



Flat black polyresin candle cover, no drips, **candelabra base**, 4"L. x .83"- .84" I.D. (21.1MM) X 1.09" O.D. poly resin candle cover with rounded top & flat bottom, inside must slip socket #48317, +-1mm height.  
**19910N**- 4"  
**19911N**- 6"

Flat black polyresin candle cover, no drips, **standard base**, 4"L. x 1.215"-1.23" I.D. (30.9mm) x 1.48" O.D. poly resin candle cover with rounded top & flat bottom, inside must slip socket #48208i, +-1mm ht.  
**19912N**- 4"  
**19913N**- 6"



**19910F**- Candelabra Size Candle Cover, Frosted Clear Acrylic with drips. 1 3/16" I.D., 1 3/8" outside dia. 4" ht.



**19800**- Candelabra Size Candle Cover, Ivory color plastic with drips. 1 3/16" I.D., 7/8" outside dia. 4" ht.

# Paper Board Candle Covers



**Gold tint**

**Ivory tint**

"Antique" paper board candle covers with drips. Imported. Your choice of color.

Candelabra base,  $\frac{3}{4}$ " I.D.,  $\frac{7}{8}$ " outside dia.

- 19971i** - 2" Ivory
- 19971** - 2" Gold
- 19978i** - 3" Ivory
- 19978** - 3" Gold
- 19979i** - 4" Ivory
- 19979** - 4" Gold
- 19973i** - 6" Ivory
- 19973** - 6" Gold
- 19989i** - 8" Ivory
- 19989** - 8" Gold

Edison (standard) base,  $1\frac{3}{16}$ " I.D.,  $1\frac{5}{16}$ " outside diameter

- 19890i** - 3" Ivory
- 19890** - 3" Gold
- 19977i** - 4" Ivory
- 19977** - 4" Gold
- 19975i** - 6" Ivory
- 19975** - 6" Gold
- 19891** - 8" Gold



**Gold tint**

**Ivory tint**

Plain paper board candle covers. Imported. Your choice of color.

Candelabra base,  $\frac{3}{4}$ " I.D.,  $\frac{7}{8}$ " outside dia.

- 19805i** - 2" Ivory
- 19805** - 2" Gold
- 19812i** - 3" Ivory
- 19812** - 3" Gold
- 19806i** - 4" Ivory
- 19806** - 4" Gold
- 19808i** - 6" Ivory
- 19808** - 6" Gold
- 19813i** - 8" Ivory
- 19813** - 8" Gold

Edison (standard) base,  $1\frac{3}{16}$ " I.D.,  $1\frac{5}{16}$ " O.D.

- 19814i** - 3" Ivory
- 19814** - 3" Gold
- 19807i** - 4" Ivory
- 19807** - 4" Gold
- 19809i** - 6" Ivory
- 19809** - 6" Gold



Antique Color paper board candle covers w/ drips. Imported. Great look for early restoration

Candelabra base,  $\frac{3}{4}$ " I.D.,  $\frac{7}{8}$ " outside dia.

- 19971A** - 2"
- 19978A** - 3"
- 19979A** - 4"
- 19973A** - 6"
- 19989A** - 8"

Edison (standard) base,  $1\frac{3}{16}$ " I.D.,  $1\frac{5}{16}$ " outside diameter

- 19890A** - 3"
- 19977A** - 4"
- 19975A** - 6"



Edison (Standard base) plastic candle cover with gold drips.  $1\frac{3}{16}$ " I.D.,  $1\frac{5}{16}$ " outside diameter, 4" ht.

- 19924** - White
- 19923** - Black



**19935A** - 4" Ht., Antique Ivory Tinted Drip Candle Covers, Candelabra size ( $\frac{3}{4}$ " I.D.,  $\frac{7}{8}$ " outside dia.)

**19934A** - 4" Ht., Antique Ivory Tinted Drip Candle Covers, Standard size ( $1\frac{1}{4}$ " I.D.,  $1\frac{5}{16}$ " outside diameter)



"Fiber Drip" paper candle covers with realistically painted Ivory tinted finish.

Candelabra base,  $\frac{3}{4}$ " I.D.,  $\frac{7}{8}$ " outside dia.

- 19935i** - 4"
- 19933i** - 6"

Edison (standard) base,  $1\frac{1}{4}$ " I.D.,  $1\frac{5}{16}$ " outside diameter

- 19934i** - 4"
- 19932i** - 6"



"Fiber Drip" paper candle covers with realistically painted Light Tan & Gold tinted finish.

Candelabra base,  $\frac{3}{4}$ " I.D.,  $\frac{7}{8}$ " outside dia.

- 19935** - 4"
- 19933** - 6"

Edison (standard) base,  $1\frac{1}{4}$ " I.D.,  $1\frac{5}{16}$ " outside diameter

- 19934** - 4"
- 19932** - 6"

# Plastic & Paper Board Candle Covers



White Color plastic candle covers

<u>Candelabra Base</u> - .820/.840 I.D. X .020	<u>Standard Base</u> - 1.20/1.22 I.D. X .020
<b>19920</b> - 2"	<b>19917</b> - 2"
<b>19919</b> - 3"	<b>19918</b> - 3"
<b>19927</b> - 4"	<b>19930</b> - 4"
<b>19928</b> - 6"	<b>19931</b> - 6"
<b>19916</b> - 8"	<b>19929</b> - 8"
<b>19921</b> - 12"	<b>19922</b> - 12"



Cream Color plastic candle covers

<u>Candelabra Base</u> - .820/.840 I.D. X .020	<u>Standard Base</u> - 1.20/1.22 I.D. X .020
<b>19927C</b> - 4"	<b>19930C</b> - 4"
<b>19928C</b> - 6"	<b>19931C</b> - 6"



FLAT BLACK COLOR plain paper board candle covers. Looks great with new, trendy finishes. Your choice of size/height.

Candelabra Size ( $\frac{3}{4}$ " I.D.,  $\frac{7}{8}$ " O.D.)

**19806B** - 4"

**19808B** - 6"

Edison (Standard) Size ( $1\frac{3}{16}$ " I.D.,  $1\frac{5}{16}$ " O.D.)

**19807B** - 4"

## New! Paper Board Candle Covers



SILVER LEAF COLOR paper board candle covers w/drips. Looks great w/crystal chandeliers, chrome or pewter fixtures. Your choice of size/height.

Candelabra Size ( $\frac{3}{4}$ " I.D.,  $\frac{7}{8}$ " O.D.)

**19971K** - 2"

**19978K** - 3"

**19979K** - 4"

**19973K** - 6"

**19989K** - 8"

Edison (Standard) Size ( $1\frac{3}{16}$ " I.D.,  $1\frac{5}{16}$ " O.D.)

**19890K** - 3"

**19977K** - 4"

**19975K** - 6"



FLAT WHITE COLOR paper board candle covers with drips - Looks great with wrought iron or bronze fixtures! Your choice of size/height.

Candelabra Size ( $\frac{3}{4}$ " I.D.,  $\frac{7}{8}$ " O.D.)

**19971T** - 2"

**19978T** - 3"

**19979T** - 4"

**19973T** - 6"

**19989T** - 8"

Edison (Standard) Size ( $1\frac{3}{16}$ " I.D.,  $1\frac{5}{16}$ " O.D.)

**19890T** - 3"

**19977T** - 4"

**19975T** - 6"



FLAT WHITE COLOR plain paper board candle covers. Looks great with new, trendy finishes. Your choice of size/height.

Candelabra Size ( $\frac{3}{4}$ " I.D.,  $\frac{7}{8}$ " O.D.)

**19805T** - 2"

**19812T** - 3"

**19806T** - 4"

**19808T** - 6"

**19813T** - 8"

Edison (Standard) Size ( $1\frac{3}{16}$ " I.D.,  $1\frac{5}{16}$ " O.D.)

**19814T** - 3"

**19807T** - 4"

**19809T** - 6"

# Medium Base (E26) Antique Style Filament Light Bulbs

Require Larger Quantities? - Call For Quote

Check Our **NEW LOWER** Prices  
on Antique Style Bulbs!



Medium Base Light Bulb with "Squirrel Cage" style filament. 5 1/2" ht.

\***47089** - 30W/130V

\***47105** - 40W/130V

\***47094** - 60W/130V, 240 lumens

\***47094L** - 60W/130V

Medium Base Light Bulb with "Squirrel Cage" style filament. 5 1/2" ht. 140 lumens

**47107** - 20W/120V

Medium Base T9 Bulb with "Hairpin" style filament. 5 1/2" ht.

**47173** - 25 Watt, 120 Volt Medium base E26 vintage style bulb with squirrel cage style filament pattern, 4" height.

**47114** - 60W/120V Medium Base Vintage Style Bulb with "Squirrel Cage" style filament. 4 1/4" ht.



Medium Base Vintage Style Light Bulb with "Quad Loop" style filament. 4 1/4" ht.

\***47109** - 40W/120V

\***47110** - 60W/120V

\***47113** - 60W/120V Medium Base Vintage Style Bulb with "Squirrel Cage" style filament. 5" ht.

Medium Base Vintage Style Light Bulb with "Hairpin" style filament. 4 3/4" ht.

\***47088** - 40W/120V

\***47111** - 60W/120V

**47115** - 60W/120V Medium Base Vintage Style Bulb with "Squirrel Cage" style filament. 5" ht., 3 5/8" diameter

**47108** - 40W/120V Medium Base Vintage Style Bulb with "Spiral" style filament. 4 1/4" ht.



**ST18 LED**  
Dimmable  
Medium  
Base Bulb

**47163** - 6.5W/120V, E26 base, 650 lumens, 2300K, 80CRI, 360° omni-directional, 15,000 hrs. 5" ht.

Medium Base "Victorian" Style Light Bulb w/Loop style filament. 4 1/2" ht.

\***47090** - 30W/120V

\***47091** - 60W/120V

**47092** - 40W/120V "1890 Bulb" Medium Base Light Bulb with Loop style filament. 6" ht.

**47093** - 40W/120V "1893 Bulb" Medium Base Light Bulb w/Loop style filament. 5" ht.

\*All light bulbs on this page with an asterisk beside its item number will ship to you in an attractive color-printed box like this one.

# Candelabra Base (E12) Antique Style Filament Light Bulbs

Require Larger Quantities? - Call For Quote



**47087** - 25W/120V Candelabra Base Vintage Style Torpedo Bulb with Loop style filament. 4½" ht.

**47112** - 25W/120V Candelabra Base Vintage Style Torpedo Bulb with "Diamond" style filament. 3¾" ht.

**47177**- A15, 25W/120V, Candelabra Base E12 Loop tungsten filament historic, antique light bulb reproduction, 3¾" ht.

**47171**- 15W/120V, 1¾" x 3⅜" Double loop bulb with tip, candelabra base

**47172**- ST15, 25W/120V, Candelabra Base E12 "Squirrel Cage" tungsten filament historic, antique light bulb reproduction, 3¾" ht.

**47174**- T6, 25W/120V, Candelabra Base E12 "Squirrel Cage" tungsten filament historic, antique light bulb reproduction, 3⅝" ht.

**47170**- 15W/120V, 2" x 2⅞" Double loop round bulb w/tip, candelabra base

## Silver Bowl Reflector-type Incandescent Light Bulbs - Great for Pendant Fixtures!



**47152**- G25, 60W/130V, 3" Globe, clear bulb with silver bowl, E26 medium base, 3500 hrs. 4⅜" ht.

**47151**- G25, 40W/130V, 3" Globe, clear bulb with silver bowl, E26 medium base, 3500 hrs. 4⅜" ht.

**47155**- A19, 100W/130V, clear bulb with silver bowl, E26 medium base, 5000 hrs. 4¼" ht.

**47154**- A19, 60W/130V, clear bulb with silver bowl, E26 medium base, 5000 hrs. 4¼" ht.

**47156**- G16 1/2, 25W/120V, 2" Globe, clear bulb with silver bowl, Candelabra base, 1500 hrs., 2¾" ht.



**47153**- A21, 100W/130V, inside frost bulb with silver bowl, E26 medium base, 5000 hours


**47146**-S14, 11W/130V, E26 medium base incandescent light bulb, white, 3000 hours, ideal for String Lights



**47145**- S14, 11W/130V, E26 medium base incandescent light bulb, clear, 3000 hours, ideal for String Lights



# Special Decorative Light Bulbs



**47181** - 3W candelabra base E12 flame tip silicone T4 bulb, 130V, bulb height 1 1/2", overall height 3 1/4"

**47182** - 3W candelabra base E12 flame tip champagne color silicone T4 bulb, 130V, bulb height 1 1/2", overall height 3 1/4"

**47006** - Candelabra base, Flame Tip, Silicone Decorative Bulb, 6W Clear, 130V. Bulb ht. 1 1/2", Overall ht. 4 1/4"

**47006i** - Candelabra base, Flame Tip, Silicone Decorative Bulb, 6W Clear, 130V. Bulb ht. 1 1/2", Overall ht. 4 1/4"

**47007i** - CA-5-15mm, Candelabra base, Flicker Flame bulbs with 3" silicone tip. 3W, E12, 3000 hr. Clear, 130V Bulb ht. 2 3/4", Overall ht. 4 1/2"

**47180** - 15W candelabra base E12 flame tip silicone bulb, 130V, bulb height 3", overall height 4 7/8"

**47008i** - C7, Night Lite bulbs w/3" silicone tip. 130V, 7.5W, E12, 3000 hr. Clear. Bulb ht. 2 1/8", Overall ht. 5"



**47101** - Candelabra base, Night Lite bulb with champagne-color silicone tip, 4" overall ht., 4W, 3,000 hrs. 130V

Medium base, small silicone tipped bulb, 4 1/2" ht., 7 1/2W, 3,000 hrs. 130V. Your choice of color!  
**47102**-Champagne tip  
**47103**- Clear tip



**47194**- 7 Watt Star Incandescent Light Bulb 2700K Clear E12 (Candelabra) Base, 120 Volt, 7 point star, 2 3/4" ht.



**47197**- T6, Candelabra base, 3" ht. Tubular filament bulb, 2000 hrs., 120V-15W, clear



**47192**- Candelabra base E12 tubular bulb, 15W-120V T7 bulb, 2 1/4 ht.



Candelabra base (E12), Flicker Flame decorative bulbs, rated 3 watts, 1,500 hrs.

**47193**- Candelabra base (E12), torpedo tip (B-10), clear flicker flame bulb (pictured)

**47072** - Candelabra base, Flame Tip, Clear Flicker Flame CA-5 - 15 mm bulb, 3 watt.

**47070** - Candelabra base, Flame Tip, Clear Flicker Flame CA-8 - 32 mm bulb, 3 watt.



**47071** - Medium base clear (E26), Flicker Flame decorative bulb, CA-10, 32mm bulb. 1,500 hrs., 3 watt

# Incandescent Special Purpose & Flood Bulbs

*Check our Lower Prices On Bulbs!*

F-15  
Medium base,  
Flame Bulb,  
4<sup>3</sup>/<sub>8</sub>" long,  
3000 hrs.,  
130V

**47137**- 25W -  
Amber

**47138**- 40W -  
Amber



F-15  
Medium base,  
Flame Bulb,  
4<sup>3</sup>/<sub>8</sub>" long,  
3000 hrs.,  
130V

**47139**- 25W -  
White

**47140**- 40W -  
White



F-15  
Medium base,  
Flame Bulb,  
4<sup>3</sup>/<sub>8</sub>" long,  
3000 hrs.,  
130V

**47135**- 25W -  
Clear

**47136**- 40W -  
Clear



F-10  
Candelabra base, Flame  
Bulb, 3" long, 3000 hrs.,  
130V

**47130**- 15W - Clear

**47131**- 25W - Clear

**47133**- 15W - White

**47134**- 25W - White

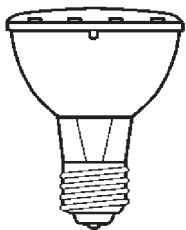
F-10  
Candelabra base, Flame  
Bulb, 3" long, 3000 hrs.,  
130V

**47132**- 25W - Amber



## Medium Base Incandescent Flood Bulbs

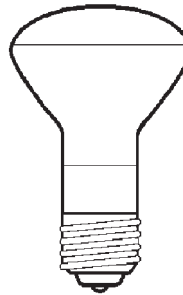
### Halogen Flood




**47028** - Par-20  
Medium base,  
HALOGEN, Nar-  
row Flood 30 degree,  
50 watt, 2000 hrs.




**47040** - R-16  
Medium base,  
Flood, Reflector  
Track bulb, Long  
Life, 40 watt, 3000  
hrs., incandescent



R-20 Medium base,  
Flood, Reflector Track  
bulb, Long Life, 3000  
hrs., incandescent  
**47041** - 30 watt  
**47042** - 45 watt



**47045** - BR-30  
Medium base,  
Flood bulb, 65  
watt, 5000 hrs.,  
incandescent



**47060** - BR-40  
Medium base, Flood,  
65 watt Prism Reflec-  
tor bulb, 5000 hrs.,  
incandescent

# Incandescent Light Bulbs

*Check our Lower Prices On Bulbs!*



CA-8  
Candelabra base,  
Flame Tip Decorative  
Bulb. 2500 hrs. , 130V

**47142**- 15 watt -  
Clear

**47143**- 15 watt -  
Frost



T-10  
Medium base, Tubular,  
Display or Appliance  
bulb, 2500 hrs.

**47014** - 25 watt - Clear

**47015** - 40 watt - Clear



C-11  
Candelabra base, "Spunglow" Flame  
Tip decorative bulb. The Spunglow  
satin finish creates a warm gas light  
type effect. 1500 hrs.

**47099** - 25 watt -  
Spunglow satin

**47098** - 40 watt -  
Spunglow satin

**47100** - 60 watt -  
Spunglow satin



C-15  
Medium base, "Spunglow"  
Flame Tip, decorative bulb.  
The Spunglow satin finish  
creates a warm gas light type  
effect. 1500 hrs.

**47097** - 25 watt -  
Spunglow satin

**47096** - 40 watt -  
Spunglow satin

**47095** - 60 watt -  
Spunglow satin



CA-5  
Candelabra Base  
E12 flame twist  
decorative bulb,  
7.5W

**47004F**- Frost  
(pictured)

**47004** - Clear



**47003**-  
CST-6 Cande-  
labra base,  
"Puntino" Spiry  
Tip Clear deco-  
rative bulb, 15  
watt, 1500 hrs.



C-7  
Candelabra base,  
Clear Night Lite  
bulb, 3,000 hrs.

**47005**- 7½ watt

**47141**- 4 watt



**47050** - S-11 In-  
termediate base,  
Clear High In-  
tensity bulb, 2"  
tall, 1½" dia., 40  
watt, 1000 hrs.



Petite CT  
Candelabra base,  
Torpedo Tip Petite  
Decorative bulb,  
25mm. 3,000 hrs.

**47189** - 15  
watt - Clear

**47021** - 25  
watt - Clear

**47022** - 40  
watt - Clear



CF  
Candelabra base, Flame  
Tip Decorative bulb,  
3000 hrs.

**47010** - 15W - Clear

**47011** - 25W - Clear

**47011F**- 25W - Frost

**47012** - 40W - Clear

**47012F**- 40W- Frost

**47013** - 60W - Clear



CT, B10, E12  
Candelabra base, Tor-  
pedo Tip Decorative  
bulb, 32 mm, 3000 hrs.

**47190** - 15W - Clear

**47000** - 25W - Clear

**47191F** - 25W - Frost

**47001** - 40W - Clear

**47001F** - 40W - Frost

**47002** - 60W - Clear

**47002F** - 60W - Frost



ET  
Medium base, Torpedo  
Tip Decorative bulb,  
32 mm, 3000 hrs.

**47023** - 25W - Clear

**47023F** - 25W - Frost

**47024** - 40W - Clear

**47024F** - 40W - Frost



EF  
Medium base, Flame  
Tip Decorative bulb,  
3000 hrs.

**47017** - 25W - Clear


**47017F** - 25W - Frost

**47018** - 40W - Clear


**47018F** - 40W - Frost

# Incandescent & Halogen Light Bulbs

*Check our Lower Prices On Bulbs!*



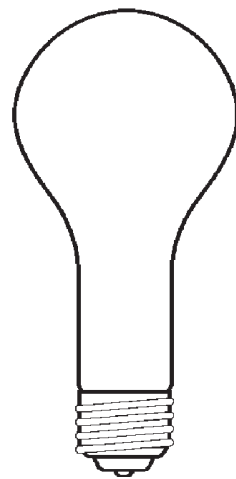
**A-15**  
Medium base, all - purpose, fan light, and appliance bulb. Recommended in down lights & enclosed shade applications. 3000 hr.  
**47030** - 40 watt Clear  
**47031** - 40 watt Frost



**A-19**  
Medium base, all purpose house and appliance bulb.  
**47080** - 40 watt - Cool White, 1000 hrs.  
**47081** - 60 watt - Cool White, 1000 hrs.




**A-21**  
Med. base (E26), 3-Way Soft White bulb, 2,500 hrs.  
**47078**- 50/100/150 watt  
**47149**- 30/70/100 watt



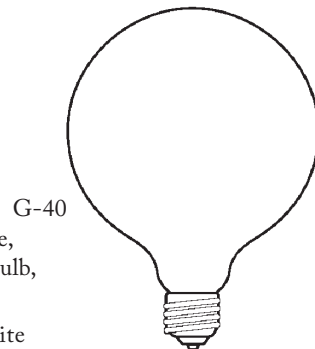
**PS-25**  
Mogul base, 3-Way Soft White bulb, GE Brand.  
**47148** - 50/100/150 watt, 2000 hrs.  
**47082** - 100/200/300 watt, 1200 hrs.



**G-16.5**  
Candelabra base, 2" Vanity Globe, Long Life decorative bulb, 3000 hrs.  
**47195** - 15 watt - Clear  
**47196** - 15 watt - White  
**47066** - 25 watt - Clear  
**47067** - 25 watt - White  
**47068** - 40 watt - Clear  
**47069** - 40 watt - White

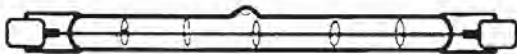


**G-25**  
Medium base, 3" Vanity Globe, Long Life decorative bulb, 3500 hrs.  
**47075** - 25 watt, White  
**47073** - 40 watt, Clear  
**47076** - 40 watt, White



**G-40**  
Medium base, 5" Globe, Long Life decorative bulb, 5000 hrs.  
**47046** - 60 watt, White  
**47047** - 100 watt, White

## **J-Type, T-3** Double-Ended Halogen Bulb.



**47124**- 4<sup>11</sup>/<sub>16</sub>" long (118mm) 300W, 130V Clear Bulb fits socket #48361  
**47123**- 3<sup>1</sup>/<sub>8</sub>" long (78mm) 150W, 130V Clear Bulb fits socket #48360



**GX5.3 Base**, Halogen Flood, 12V, 3000 hrs.  
**47034**- 36 degree, 20W, fits Halogen socket #48363  
**47035**- 38 degree, 50W, fits Halogen socket #48363

## **GY6.35 Base** Miniature Halogen Quartz Bulb. 2000 hrs.




**47185- JC-Type**, 35W, 12V Clear Bulb fits Halogen sockets #48364 & #48363  
**47186- JC-Type**, 50W, 12V Clear Bulb fits Halogen sockets #48364 & #48363  
**47120- JC-Type**, 75W, 12V Clear Bulb fits Halogen sockets #48364 & #48363  
**47122- JCD-Type**, 20W, 130V Clear Bulb fits Halogen sockets #48364 & #48363



**JD Type, Mini Can** Halogen Lamp, Single Ended Base, fits Halogen socket #48365  
130V, 2000 hrs.  
**47126**- 50W  
**47127**- 75W  
**47128**- 100W

# Metal Lamp Shades



**08355S**- 4 $\frac{3}{4}$ " dia. steel modern "Eyeball" shade with 1/8IP slip center hole, 3 $\frac{7}{8}$ " height, 3 $\frac{9}{16}$ " hole opening, raw steel

**08357U**- 4 $\frac{3}{4}$ " diameter solid spun brass modern shade or canopy with 1/8IP slip center hole, 6" height, unfinished



## Industrial Style Metal Shades

These Industrial Style metal shades are styled after those used on early fixtures and are very trendy in today's minimalist decorating schemes. These shades are hand-spun and have a durable porcelain enamel finish. **Please Note:** Our enamel shades are hand spun and hand enameled. Due to the handmade nature of the product, slight blemishes occasionally occur, and are to be expected.

08382A Antique Brass



08382SN Satin Nickel



08382BL Blue



08382G Green



08382R Red



08382B Black



08382W White



08383G Green



08383R Red



08383B Black



08383W White



08384BL Blue



08384G Green



08384R Red



08384B Black



08384W White



### 12" Industrial Style Metal Shades

12" dia. hand spun shades have a porcelain enamel finish and a 2 $\frac{1}{4}$ " fitter. Your choice of color.

**08383G** - Green enamel

**08383R** - Red enamel

**08383B** - Black enamel

**08383W** - White enamel

### 10" Industrial Style Metal Shades

10" dia. hand spun metal shades have a sturdy exterior finish, a white enamel interior, and a 2 $\frac{1}{4}$ " fitter. Your choice of color.

**08382A** - Antique brass finish

**08382SN** - Satin nickel finish

**08382BL** - Blue enamel

**08382G** - Green enamel

**08382R** - Red enamel

**08382B** - Black enamel

**08382W** - White enamel

08388G Green



08388R Red



08388B Black



08388W White



### 14" Industrial Style Metal Shades

14" dia. hand spun shades have a porcelain enamel finish and a 2 $\frac{1}{4}$ " fitter. Choice of color.

**08384BL** - Blue enamel

**08384G** - Green enamel

**08384R** - Red enamel

**08384B** - Black enamel

**08384W** - White enamel

### 10 1/4" Industrial Style Flat Metal Shades

10 $\frac{1}{4}$ " dia. hand spun shades are 1 $\frac{1}{2}$ " in height, have a 2 $\frac{1}{4}$ " fitter and a porcelain enamel finish with a black edge trim. Your choice of color.


**08388G** - Green enamel

**08388R** - Red enamel

**08388B** - Black enamel

**08388W** - White enamel

# Industrial Style Metal Shades



## 7 1/16" Industrial Style Metal Dome Shades

7 1/16" dia. hand spun shades are 4 1/4" in height, have a 2 1/4" fitter and a porcelain enamel finish w/ black edge trim. Your choice of color.

- 08350BL** - Blue enamel
- 08350G** - Green enamel
- 08350R** - Red enamel
- 08350B** - Black enamel
- 08350W** - White enamel



## 10 1/4" Mirrored Industrial Style Flat Metal Shade

**08387G** - 10 1/4" dia. hand spun shades are 1 1/2" in height, have a 2 1/4" fitter and a porcelain enamel finish.

## 10 1/4" Industrial Style Metal Cone Shade

**08386G** - 10 1/4" dia. hand spun shade is 4 1/4" in height, has a 2 1/4" fitter and a durable white enamel inside, green enamel outside finish.



## 10 1/4" Mirrored Industrial Style Metal Cone Shade

**08385G** - 10 1/4" dia. hand spun shade is 4 1/4" in height, has a 2 1/4" fitter and a durable white enamel inside, green enamel outside finish.

## Industrial Style Pendants (less shade)



- 69141A** - Antique Brass
- 69141SN** - Satin Nickel
- 69141BL** - Blue
- 69141G** - Green
- 69141R** - Red
- 69141B** - Black
- 69141W** - White

These Industrial Pendants are styled after early fixtures and are very trendy in today's minimalist decorating schemes. The canopy has a porcelain enamel finish. The black lamp cord is twisted and cotton covered. Pendant comes with a turned brass socket shell and early style flat key turn knob socket. Socket unit is U.L. listed, but the fixture is not U.L. approved. 27" drop is measured to bottom of the 2 1/4" UNO style holder. Your choice of canopy color.

**Please Note:** Our enamel shades are hand spun and hand enameled. Due to the handmade nature of the product, slight blemishes occasionally occur, and are to be expected.

(RIGHT) 14" dia. hand spun shades are 2 1/2" in height, have a 2 1/4" fitter and have a porcelain enamel finish with a black edge trim. Your choice of color.

- 08389G** - Green enamel
- 08389R** - Red enamel
- 08389B** - Black enamel
- 08389W** - White enamel



**08351G** - 12 1/16" dia. **Industrial Benjamin Style Metal Shade.** Hand spun shade is 4 7/8" in height, has a 2 1/4" fitter and a durable white enamel inside, green enamel outside finish with a black edge trim.

## 14" Industrial Style Flat Metal Shades



# Decorative Chain - Machine-made Steel Chain -

All chain on this page is sold per yard. For loops with matching finishes see pages H-59 thru H-63

**10 Gauge Straight-sided steel oval chain**, Links are 1 1/2" x 3/4", .138" wire dia., side cut, your choice of finish

**10 Gauge Steel oval chain**, Links are 1 9/16" x 13/16", .138" wire dia., side cut, your choice of finish



**12993** - Brass plated straight-sided chain in 3 ft. lengths. Links are 1 9/16" X 3/4", **10 gauge**



**13003**- Polished Brass Plated Finish



**13003A**- Antique Brass Finish



**13003N**- Nickel Plated Finish



**13003S**- Raw Steel



**12995**- Polished Brass Plated Finish



**12998**- Antique Brass Finish



**12995N**- Nickel Plated Finish



**12996**- Satin Black Finish

**8 Gauge Steel oval chain**, Links are 1 9/16" x 7/8", .15" wire dia., side cut, your choice of finish



**12999**- Small, brass plated decorative chain, links are 7/8" X 5/16". .105" wire dia., **12 gauge**



**12992**- Polished Brass Plated Finish



**12992A**- Antique Brass Finish



**12992BK**- Satin Black Finish



**12992N**- Nickel Plated Finish



**12992SN**- Satin Nickel Finish



**12992W**- White



**12992S**- Raw Steel

# Decorative Chain - Machine-made Steel Chain -

For loops with matching finishes see pages H-59 thru H-63

**Straight-sided steel oval chain** in 3 ft lengths w/Matching 1 3/8" dia., 1/8 IP Loops at Both Ends, Links are 2" x 7/8", .211" wire dia., side cut, your choice of finish



**I3006A-**  
Antique  
Brass  
Finish

**I3006N-**  
Nickel  
Plated  
Finish

**I3006BK-**  
Satin  
Black  
Finish

**I3006R-**  
"Rusty"  
Faux  
Finish

**6 Gauge Steel straight-sided chain**, Links are 2 1/4" X 7/8", in 3 ft. lengths for medium-heavy service, .190" wire dia., side cut, your choice of finish



**I2991BK-**  
Satin  
Black  
Finish

**I2991B-**  
Antique  
Bronze  
Finish

**I2991N-**  
Nickel  
Plated  
Steel

**I2991-**  
Brass  
Plated  
Steel

**I2991A-**  
Antique  
Brass  
Plated

**I2991S-**  
Steel,  
Unfin-  
ished

**0 Gauge Steel oval chain**, Links are 2 5/8" x 1 1/4", .312" wire dia., side cut, 3 ft. lengths, your choice of finish

**HEAVY  
DUTY**



**I3002-**  
Polished  
Brass Plated  
Finish

**I3002A-**  
Antique  
Brass  
Finish

**I3002N-**  
Nickel Plated  
Finish

**5 Gauge Steel oval chain**, Links are 1 9/16" x 1 1/16", .198" wire dia., side cut, 3 ft. lengths, your choice of finish



**I2990-**  
Polished  
Brass Plated  
Finish

**I2990A-**  
Antique  
Brass  
Finish

**I2990N-**  
Nickel Plated  
Finish

**I2990SN-**  
Satin Nickel  
Finish

**I2990BK-**  
Satin Black  
Finish

**I2990S-**  
Raw Steel

# Decorative, Solid Brass Chain

For loops with matching finishes see pages H-59 thru H-63

**8 Gauge Solid Brass, machine-made straight-sided oval chain.** Links are  $1\frac{1}{16}" \times \frac{3}{4}"$  (side-cut), your choice of finish. **Sold per yard**



**I2989-**  
Polished, no  
Lacquer



**I2989A-**  
Antique  
Brass Finish



**I2989B-**  
Antique  
Bronze  
Finish



**I2989N-**  
Nickel  
Plated  
Finish



**I3007-**  
Brass with  
Acid Finish



**I3007A-**  
Antique  
Brass Finish



**I3007B-**  
Antique Bronze  
Finish



**I3007N-**  
Nickel Plated  
Finish

**5 Gauge Solid Brass, Oval chain.** Links are  $1\frac{5}{8}" \times 1\frac{1}{16}"$ , wire dia. is .209" (side-cut), your choice of finish. **Sold per yard**



**I2988-**  
**Solid brass, 8  
gauge** machine-  
made oval chain  
(side-cut), pol-  
ished but not  
lacquered. Links  
are  $1\frac{5}{8}" \times 1"$ ,  
wire dia. .156 -  
Sold per yard



**I3008-**  
Polished,  
no Lacquer



**I3008A-**  
Brass,  
Antique  
Finish



**I3008B-**  
Antique  
Bronze  
Finish



**I3008N-**  
Nickel  
Plated  
Brass



**I3119-**  
Unfinished  
Brass



**I3119A-**  
Brass,  
Antique  
Finish



**I3119N-**  
Nickel  
Plated  
Brass


## Hand Made Brass Oval Chain

Hand made, solid brass oval chain, Oval links measure  $1\frac{5}{8}"$  by  $1\frac{1}{8}"$  and are not soldered. The round connecting links measure  $1\frac{1}{16}"$  and are soldered. Your choice of finish. **Sold per foot**

# Re-casts of Antique Chains

(Hand made of solid brass material) For loops with matching finishes see pages H-59 thru H-63

Antique fixtures deserve antique style chains. A few years ago, the only replacement chains available were modern looking and not at all "correct" for nice antique fixtures. So, we set about collecting antique chains, for the idea of recasting them for use on antique chandeliers. Our collection of chain is all hand made of solid brass material. There are many styles, weights and finish colors to choose from. We hope you will find a chain that will complement the beauty and value of your fine chandeliers. **All chain on this page is sold per foot**



**A.)** Small size, hand made solid brass, light duty Oval shape chain. ( $\frac{5}{64}$ " diameter) with  $\frac{3}{4}$ " X  $\frac{5}{8}$ " oval shape links. Links are soldered.

**12977** - (pictured) solid brass, unfinished

**12977A** - solid brass, antique brass finish

**B.) 12978** - Hand made solid brass light duty Oval shape chain w/Antique finish. ( $\frac{3}{64}$ " diameter) with 2" X  $\frac{3}{4}$ " oval shape links. Links are not soldered.

**C.)** Hand made light duty Classical style oval shape chain with plain oval shape joining links. ( $\frac{1}{4}$ " diameter) with 1 $\frac{3}{4}$ " X 1" decorative links. Decorative links are solid and plain links are soldered.

**12986** - (pictured) solid brass, unfinished

**12982** - solid brass, antique brass finish

**D.) 12987** - Hand made solid brass Arts & Crafts style chain, with 2" X  $\frac{7}{8}$ " rectangular links, unfinished. Links are soldered.

**E.) 12987A** - Hand made solid brass Arts & Crafts style chain with 2" X  $\frac{7}{8}$ " rectangular links. Antique finish links are soldered.

**F.) 12984** - Hand made solid brass Classical style chain with round joining links, unfinished. Decorative links are  $1\frac{7}{8}$ " X  $1\frac{1}{8}$ " and are soldered. Round links are solid.

**G.) 13111** - Hand made solid brass Arts & Crafts style chain  $1\frac{3}{4}$ " X  $\frac{7}{8}$ " X  $\frac{1}{8}$ " thick, rectangular links of Unfinished Brass. Links are soldered. Unfinished.

**H.) 13111A** - Hand made solid brass Arts & Crafts style chain with  $1\frac{3}{4}$ " X  $\frac{7}{8}$ " X  $\frac{1}{8}$ " thick, rectangular links. Antique Finish. Links are soldered.

## **A note about safety:**

**These chains are for decorative purposes only.** They are made of Solid Brass material. While lending itself to fine casting detail, solid brass is a softer material than steel. **For the protection of property and personal safety, we strongly recommend the use of a steel cable to support the weight of heavy chandeliers.**

# Hand Made, Solid Brass Chain

For loops with matching finishes see pages H-59 thru H-63. **All chain on this page is sold per foot**



A.)



B.)



C.)



D.)



E.)



F.)

**A.) 13113** - Floral Pattern Decorative Chain with round joining links. The links measure  $1\frac{5}{8}$ " X  $1\frac{1}{8}$ ". Unfinished brass

**B.) 13113A**- Floral Pattern Decorative Chain with round joining links. The links measure  $1\frac{5}{8}$ " X  $1\frac{1}{8}$ ". Brass with antique finish

**C.) 13118**- Small size, hand made, solid brass chain with soldered rectangular links that are  $1\frac{1}{2}$ " X  $\frac{7}{16}$ ", and round, soldered connecting links that are  $\frac{11}{16}$ " in dia. Unfinished brass

**D.) 12959**- Hand made, solid brass rectangular-shape Chain with round joining links. The rectangular links measure  $2\frac{3}{16}$ " X  $\frac{15}{16}$ " and are not soldered. Unfinished brass

**E.) 13120**- Hand made, Greek Key Chain. Links measure  $2\frac{1}{16}$ " X  $\frac{7}{8}$ " rectangular shape links have Greek Key design stamped on them and are not soldered. Round connecting links measure  $1\frac{1}{16}$ " and are soldered. Unfinished brass

**F.) 13121**- Hand made, solid brass chain with large links measuring  $3\frac{5}{16}$ " X  $1\frac{7}{16}$ ". Links are joined with a  $1\frac{5}{16}$ " round soldered loop. Unfinished brass



G.)



H.)



I.)



J.)



K.)

**G.) 13115A**- Large, heavy semi-rectangular hand-made Arts & Crafts style chain with "Hammered Edge" treatment and round joining links. Rectangular links measure 3" by  $1\frac{1}{4}$ " and are soldered. The round joining links also soldered and are  $1\frac{1}{4}$ " in dia. Antique brass finish

**H.) 13116**- Semi-rectangular hand-made Arts and Crafts style chain with "Hammered Edge" treatment and round joining links. The rectangular links measure  $2\frac{1}{8}$ " X  $\frac{7}{8}$ " and are soldered. Unfinished brass

**I.) 13116A**- Semi-rectangular hand-made Arts and Crafts style chain with "Hammered Edge" treatment and round joining links. The rectangular links measure  $2\frac{1}{8}$ " X  $\frac{7}{8}$ " and are soldered. Brass with Antique Finish

**J.) 13117**- Hand Made Solid Brass Diamond Pattern Chain, Diamond links measure  $3\frac{7}{16}$ " X  $1\frac{13}{16}$ " and are  $\frac{1}{4}$ " thick. Oval connecting links measure  $\frac{15}{16}$ " and are soldered. Unfinished brass.

**K.) 13117A**- Hand Made Solid Brass Chain, Diamond Pattern, Diamond links measure  $3\frac{7}{16}$ " X  $1\frac{13}{16}$ " and are  $\frac{1}{4}$ " thick. Connecting oval links measure  $\frac{15}{16}$ " and are soldered. Brass with Antique Finish.

# LARGE, Hand Made Brass Chain

For loops with matching finishes see pages H-59 thru H-63. **All chain on this page is sold per foot**



A.)

B.)

C.)

D.)

E.)

**A.) 13109** - Brass, unfinished. Hand made solid brass Gothic style chain, ( $\frac{3}{16}$ " diameter) with  $2\frac{1}{8}$ " X  $1\frac{1}{16}$ " links, unfinished. Links are soldered.

**B.) 13109B** -Brass, antique brass finish. Hand made solid brass Gothic style chain, ( $\frac{3}{16}$ " diameter) with  $2\frac{1}{8}$ " X  $1\frac{1}{16}$ " links, unfinished. Links are soldered.

**C.) 13108** -Brass, unfinished. Hand made solid brass Gothic style chain, ( $\frac{1}{4}$ " diameter), w/ $2$ " long rectangular links and  $3$ " long diamond-shaped links. Links are soldered.

**D.) 13108B** -Brass, antique bronze finish. Hand made solid brass Gothic style chain, ( $\frac{1}{4}$ " diameter), with  $2$ " long rectangular links &  $3$ " long diamond-shaped links. Links are soldered.

**E.) 13105** -Brass, unfinished. Hand made brass Rectangular shape chain with round joining links. ( $\frac{1}{4}$ " diameter) with  $3\frac{1}{8}$ " X  $1\frac{1}{2}$ " rectangular links. Rectangular links are soldered and round links are solid.



**22929U** - Mammoth Solid Brass "S" Hook,  $3\frac{7}{8}$ " ht.  $1\frac{7}{8}$ " wide,  $\frac{7}{16}$ " thick

**20845U** - Brass, solid chain link,  $1\frac{1}{16}$ " dia., unfinished. Can be used to link our chains #12979 & #12985 (page H-107), & 13119 (page H-103)



F.)

G.)

H.)

**F.) 13107** -Brass, unfinished. Hand made solid brass Straight Side Oval chain. ( $\frac{5}{16}$ " diameter) with  $2\frac{1}{2}$ " X  $1\frac{1}{2}$ " oval links. Links are soldered.

**G.) 13107A** -Brass, unfinished. Hand made solid brass Straight Side Oval chain. ( $\frac{5}{16}$ " diameter) with  $2\frac{1}{2}$ " X  $1\frac{1}{2}$ " oval links. Links are soldered.

**H.) 13122** -Hand-made heavy STEEL decorative chain with  $4\frac{3}{8}$ " X  $2$ " straight-sided oval links. The welded steel links are from  $\frac{3}{8}$ " thick stock and have a flat black painted finish. Available in 6 ft sections only

## **A note about safety:**

**These chains are for decorative purposes only.** They are made of Solid Brass material. While lending itself to fine casting detail, solid brass is a softer material than steel. **For the protection of property and personal safety, we strongly recommend the use of a steel cable to support the weight of heavy chandeliers.**

# Hand-Made, Solid Brass Lamp Chain

For loops with matching finishes see pages H-59 thru H-63. **All chain on this page is sold per foot**



A.)



B.)



C.)



D.)



E.)



F.)

**A.) 12979** - Rectangular shape chain with round joining links. Rectangular links are 1 5/8" X 3/4" and are not soldered. Round links are solid. Unfinished brass.

**B.) 12979A** - Rectangular shaped chain with round joining links. Rectangular links are 1 5/8" X 3/4" and are not soldered, round links are solid. Brass, with antique finish.

**C.) 12961** - Classical style chain with round joining links. Decorative links are 2 1/8" X 1 1/4" and are soldered. Round links are solid. Unfinished brass.

**D.) 12985** - Rectangular shape chain with round joining links. Rectangular links are 2 1/8" X 7/8" and are not soldered. Round links are solid. Unfinished brass.

**E.) 12985A** - Rectangular shape chain with round joining links. Rectangular links are 2 1/8" X 7/8" and are not soldered. Round links are solid. Brass, with antique finish.

**F.) 12985N** - Rectangular shape chain with round joining links. Rectangular links are 2 1/8" X 7/8" and are not soldered. Round links are solid. Nickel plated brass.



G.)



H.)



I.)



J.)



K.)

**G.) 12983** - Hand made solid brass Straight Side Oval chain, (7/32" diameter) with 2" X 1" links, unfinished, Links are not soldered.

**H.) 12983A** - Hand made solid brass straight sided oval chain made from 7/32" diameter stock. Links are 2" X 1" and are not soldered. Antique finish.

**I.) 13001A** - Hand made solid brass Round Chain in Arts & Crafts style. Round links are made from 7/32"-thick stock and are 1" in diameter, Antique finish links are not soldered.

**J.)** Hand-made Solid Brass Round Chain in Arts & Crafts style. Round links are made from 7/32"-thick stock, are 1 1/4" in diameter, and are not soldered.

**13000A**- Antique Finish (pictured)

**13000** - Unfinished Brass

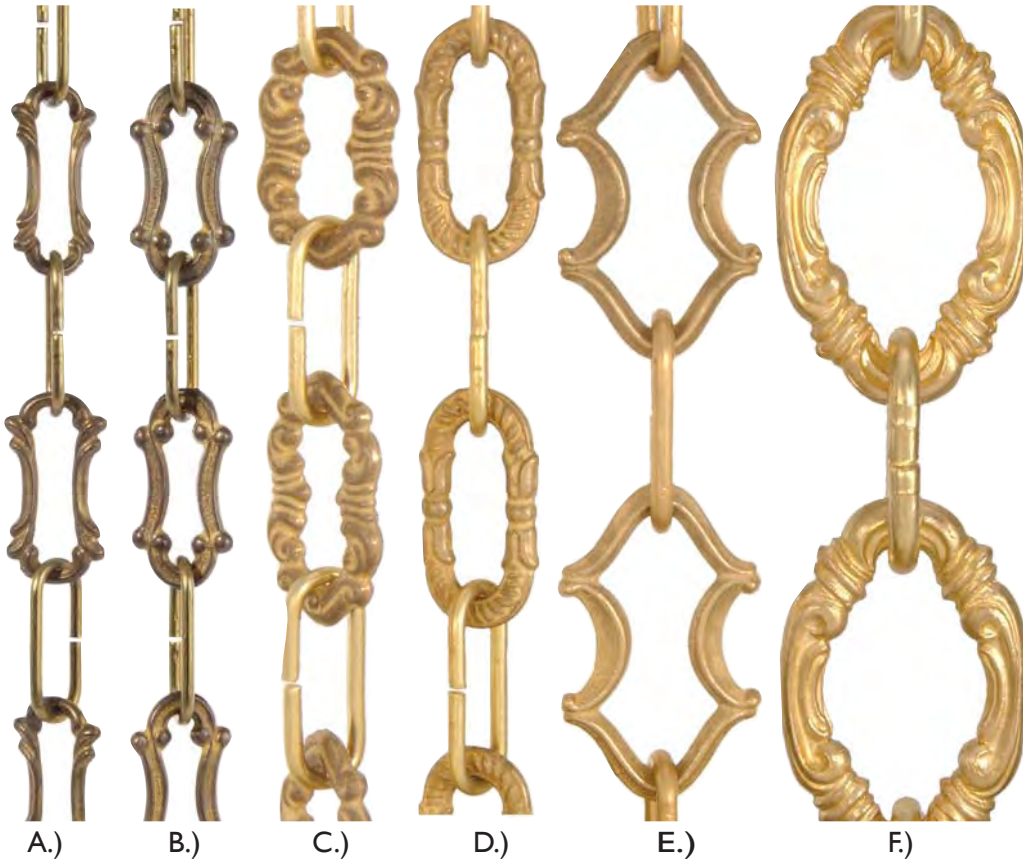
**K.) 12960** -Arts & Crafts style chain with round joining links. (3/16" diameter) with 1 3/4" x 1 5/8" cloverleaf shape links. Cloverleaf links are open one end while round links are solid. Solid brass, unfinished.

## **A note about safety:**

**These chains are for decorative purposes only.** They are made of Solid Brass material. While lending itself to fine casting detail, solid brass is a softer material than steel. **For the protection of property and personal safety, we strongly recommend the use of a steel cable to support the weight of heavy chandeliers.**

# Die Cast Brass Antique Style Chains

For loops with matching finishes see pages H-59 thru H-63



**A.) 13156** - 21" length, die cast brass chain, decorative links are 1 3/4" long x 1" wide, plain links are not soldered, unfinished brass

**B.) 13155** - 20 1/2" length, die cast brass chain, decorative links are 1 7/8" long x 1" wide, plain links are not soldered, unfinished brass

**C.) 13153** - Die Cast Brass Chain, decorative links are 2 3/8" X 1 3/8", plain links are not soldered. Sold in 21" lengths, Unfinished.

**D.) 13150** - Die Cast Brass Chain, decorative links are 2 1/8" X 1 1/8", plain links are not soldered. Sold in 20 7/8" lengths, Unfinished.

**E.) 13151** - Die Cast Brass Chain, decorative links are 2 7/8" X 1 3/4", plain links are not soldered. Sold in 22" lengths, Unfinished.

**F.) 13154** - Die Cast Brass Chain, decorative links are 3 1/2" X 2 1/4", plain links are not soldered. Sold in 20" lengths, Unfinished.



## Solid Brass "Double Jack" and "Ladder" Chain (sold per foot)

**G.) 10990** - #16 Brass Double Jack Chain

**H.) 10993** - #18 Brass Ladder Chain

**J.) 10991** - #18 Brass Double Jack Chain

**I.) 12994** - #16 Black Oxide Double Jack STEEL Chain



**20845U** - Brass, solid chain link, 1 1/16" dia., unfinished. Can be used to link our chains #12979 & #12985 (page H-109), & 13119 (page H-105)

### **A note about safety:**

**These chains are for decorative purposes only.** They are made of Solid Brass material. While lending itself to fine casting detail, solid brass is a softer material than steel. **For the protection of property and personal safety, we strongly recommend the use of a steel cable to support the weight of heavy chandeliers.**



**99256-** Heavy cast metal chain pliers. These are high quality pliers that are strong enough to separate our heaviest chains - also great for opening & closing large "S" hooks . 7" long.

# Chain Connectors, and "S" Hooks

## Steel Chain Connecting Links

1 1/16" x 1 1/16", .128" wire dia.



**12940-** Brass Plated & Lacq.  
**12940A-** Antique Brass Finish  
**12940N-** Nickel Plated Finish  
**12940BK-** Black Finish

**12940B-** Antique Bronze Finish (not pictured)

**12940SN-** Satin Nickel Finish (not pictured)

2 1/4" x 7/8", .20" wire dia.



**12941-** Brass Plated & Lacq.  
**12941N-** Nickel Plated Finish

2 5/16" x 1 1/16", .24" wire dia.



**12942-** Brass Plated & Lacq.  
**12942N-** Nickel Plated Finish

3 7/16" x 1 1/2", .32 wire dia.



**12943-** Brass Plated & Lacq. Steel

**12943N-** Nickel Plated Finish Steel

## Brass Chain Connectors



**20951** - Brass Chain Connector for Jack Chain. 1 5/16" X 1"



Die Cast Brass Chain Connector. 2 3/8" X 2"


**20952** - Polished & Lacq.  
**20952U**- Unfinished

## Steel & Brass "S" Hooks



**Prism or Lamp Crystal Magnet.** Effortlessly add the lamp crystal of your choice to your favorite (ferrous) metal hanging fixture or fabric lampshade. 5/16" ht.

Your choice of finish.  
**21167N** - Nickel finish  
**21167** - Brass finish  
**21167A** - Antique brass



**20940** - Brass Plated Steel "S" Hook, 5/8" ht.



**22930** - Brass Plated Steel "S" Hook, 3/4" ht.



**22934** - Light, Solid Brass "S" Hook, 1 5/16" ht.



**22931** - Zinc-Plated Steel "S" Hook, 1 5/16" ht.



**22929U** - Mammoth Solid Brass "S" Hook, 3 7/8" ht. 1 7/8" wide, 7/16" thick

# Steel Cable Hanging Kits For Pendant Support



**13004-** 1/8 IPS Cable Hanging Kit comes with 50" 1/16" galvanized steel cable, nickel plated standoff coupler for flush mount to dry wall, 1/8 IP adjustable cable gripper, and 1.5" long wood screw. Cable rated 50 pound load limit.

- 4 Foot length - 1/16" dia. steel cable
  - Chrome plated ceiling cable coupler
  - 1/8 IPS adjustable cable gripper
  - 1 1/2" wood screw
- Cable rated for 50 lbs.

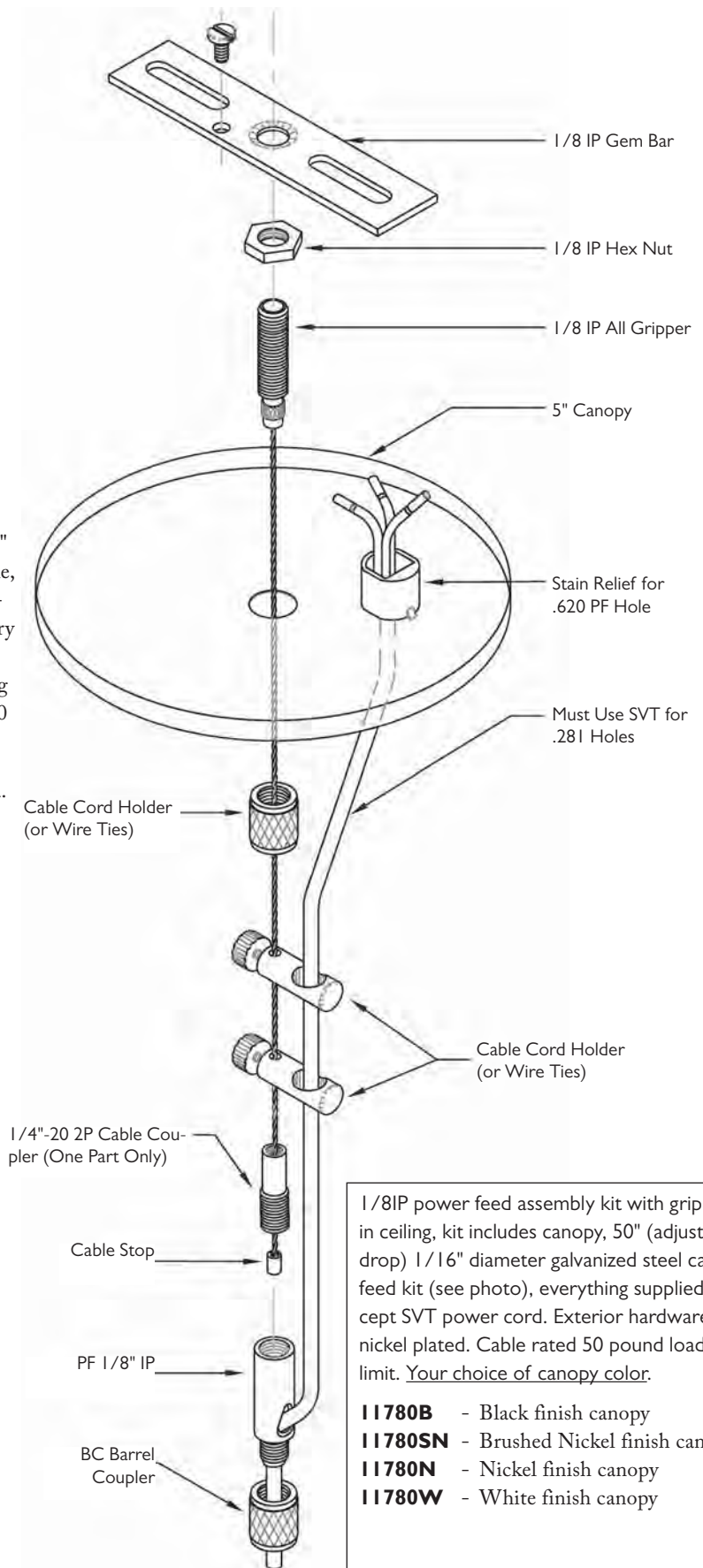


**13005-** 1/4-20 IPS Cable Hanging Kit comes with 50" 1/16" galvanized steel cable, nickel plated standoff coupler for flush mount to dry wall, 1/4-20 IP adjustable cable gripper, and 1.5" long wood screw. Cable rated 50 pound load limit.

- 4 Foot length - 1/16" dia. steel cable
  - Chrome plated ceiling cable coupler
  - 1/4-20 IPS adjustable cable gripper
  - 1 1/2" wood screw
- Cable rated for 50 lbs.



**13009-**  
120 inches of 1/16" diameter galvanized steel cable with #1 stop sleeve. Cable rated for 50 lbs.



1/8IP power feed assembly kit with gripper in ceiling, kit includes canopy, 50" (adjustable drop) 1/16" diameter galvanized steel cable feed kit (see photo), everything supplied except SVT power cord. Exterior hardware is nickel plated. Cable rated 50 pound load limit. Your choice of canopy color:

- 11780B** - Black finish canopy
- 11780SN** - Brushed Nickel finish canopy
- 11780N** - Nickel finish canopy
- 11780W** - White finish canopy

# U.L. Listed, Solid Brass School House Fixtures




See Pages G66 - G72 in the 2012 Lamp Glass Catalog for a complete listing of our Schoolhouse and Pendant Shades to compliment these fixtures!

## Exciting New Finishes




NEW!  
Antique  
Bronze  
Finish

4" fitter shown w/08872 -  
10" dia. shade



Nickel  
Plated

4" fitter shown w/08841S  
- 10" dia. shade




Polished &  
Lacquered  
Finish

6" fitter shown w/08816 -  
12" dia. shade



NEW!  
Antique Brass  
Finish

6" fitter shown w/08817  
- 14" dia. shade


 **4" Shade Fitter**, Brass "Schoolhouse" style pendant fixture. Wired, has adjustable drop to 26" - SOLD LESS SHADE. Your choice of finishes. UL listed

**69415A** - Antique Bronze finish (pictured)

**69415N** - Nickel Plated finish (pictured)

**69415** - Polished & Lacq. finish

**69415B** - Antique Brass finish

 **6" Shade Fitter**, Brass "Schoolhouse" style pendant fixture. Wired, has adjustable drop to 27" - SOLD LESS SHADE. Your choice of finishes. UL listed

**69417** - Polished & Lacq. finish (pictured)

**69417B** - Antique Brass finish (pictured)

**69417A** - Antique Bronze finish

**69417N** - Nickel Plated finish

## Wired & Ready-To-Mount School House Fixture Kits



Nickel  
Plated



Unfin.  
Steel

 Wired & Ready-To-Mount Brass Fixture Kits, assembled w/canopy & shade holder, wired with heavy-duty porcelain socket and separate ground wire. Universal crossbar and canopy screws are included. UL listed. D=Drop

Wired, assembled w/canopy & shade holder, wired with heavy-duty porcelain socket and separate ground wire. Universal crossbar and canopy screws are included. UL listed. D=Drop

**69430**- 6" fitter, 6" D., Nickel Plated

**69431**- 6" fitter, 6" D., Unfin. Brass

**69432**- 6" fitter, 6" D., Unfin. Steel

**69433**- 6" fitter, 6" D., Pol. & Lacquer

**69434**- 6" fitter, 6" D., Antique Brass

**69435**- 6" fitter, 6" D., Antique Bronze

**69436**- 4" fitter, 5" drop., Nickel Plate

**69437**- 4" fitter, 5" drop., Unfin. Brass

**69438**- 4" fitter, 5" drop., Unfin. Steel

**69439**- 4" fitter, 5" drop., Pol. & Lacquer

**69440**- 4" fitter, 5" drop., Antique Brass

**69441**- 4" fitter, 5" drop., Ant. Bronze

**69442**- 3 1/4" fitter, 5" drop., Polished & Lacquered finish

**69443**- 2 1/4" fitter, 4 3/4" drop., Polished & Lacquered finish



Polished &  
Lacq. Brass



Antique  
Brass Finish



Antique  
Bronze Finish

Unwired (i.e. no socket included) Brass 2-piece fixture kit, assembled w/ canopy & shade holder. Universal crossbar and canopy screws included. D=Drop

**11872N**- 6" fitter, 6" D., Nickel Plate

**11872U**- 6" fitter, 6" D., Unfin. Brass

**11872S**- 6" fitter, 6" D., Unfin. Steel

**11872**- 6" fitter, 6" D., Pol. & Lacq.

**11872B**- 6" fitter, 6" D., Ant. Brass

**11872A**- 6" fitter, 6" D., Ant. Bronze

**11871N**- 4" fitter, 5" drop., Nickel Plate

**11871U**- 4" fitter, 5" drop., Unfin. Brass

**11871S**- 4" fitter, 5" drop., Unfin. Steel

**11871**- 4" fitter, 5" drop., Pol. & Lacq.

**11871B**- 4" fitter, 5" drop., Ant. Brass

**11871A**- 4" fitter, 5" drop., Ant. Bronze

**11870** - 3 1/4" fitter, 5" drop., Polished & Lacquered finish

**11869** - 2 1/4" fitter, 4 3/4" drop., Polished & Lacquered finish

# Schoolhouse & Fixture Shade Holders, Canopies, & Brass Tubing



Spun Brass Fixture Shade Holder for 4" fitter shades. 2 1/2" deep with rolled edges & 3 screw eyelets. Slips 1/8 IP.

- 10764B**- Antique Brass Finish
- 10764U**- Unfinished Brass
- 10764A**- Antique Bronze Finish
- 10764**- Polished & Lacquered
- 10764N**- Nickel Plated
- 10764S**- Unfin. Steel



Spun Brass Fixture Shade Holder for 6" fitter shades. 3 1/8" deep with rolled edges & 3 screw eyelets. Slips 1/8 IP.

- 10766A**- Antique Bronze Finish
- 10766U**- Unfinished Brass
- 10766B**- Antique Brass Finish
- 10766**- Polished & Lacquered
- 10766N**- Nickel Plated
- 10766S**- Unfinished Steel




Fixture Canopy, can be used w/loop for chain hanging fixture or used w/holders no. 10762, 10763, 10764, or 10766 for close-to-the-ceiling fixture. 5 1/4" dia. X 2 3/4" deep, 1/8 IP slip center hole, 2 bar holes, 4 1/2" C to C. Fits crossbar # 22882 & 22887.

- 11830S**- Steel, Unfinished
- 11830U**- Brass, Unfinished
- 11830B**- Brass, Ant. Brass Finish
- 11830A**- Brass, Ant. Bronze Finish
- 11830N**- Nickel Plated
- 11830**- Brass, Pol. & Lacquered



Spun Brass Fixture Canopy with top opening to accommodate 3/4" O.D. tubing. 4" drop, 5 1/8" max. dia.

- 11816A**- Antique Bronze Finish
- 11816U**- Unfinished Brass
- 11816B**- Antique Brass Finish
- 11816N**- Nickel Plated
- 11816**- Polished & Lacquered Brass



## Plain Brass Tubing Best Quality, Seamless Standard Wall

- A.) 10353A** - 3/4" O.D. X 48" Antique Bronze Finish
- B.) 10353B** - 3/4" O.D. X 48" Antique Brass Finish-
- C.) 10353N** - 3/4" O.D. X 48" Nickel Plated
- D.) 10358** - 1" O.D. X 48" Unfinished
- E.) 10352** - 3/4" O.D. X 36" Polished & Lacquered
- 10353** - 3/4" O.D. X 48" Polished & Lacquered
- 10354** - 3/4" O.D. X 48" Unfinished

# Solid Brass Canopies - Unfinished



**11779BR**- 5" diameter modern brass canopy with 1/8IP slip center hole and bar holes 2<sup>3</sup>/<sub>4</sub>" center to center, 1<sup>3</sup>/<sub>16</sub>" height, unfinished brass



**11782BR**- 5" diameter solid brass canopy with 1/8IP slip center hole, 1<sup>3</sup>/<sub>16</sub>" height, unfinished brass



**11796U**- 5" diameter brass canopy with 1<sup>1</sup>/<sub>16</sub>" center hole, 7/8" height, unfinished brass



**11831U** - 5<sup>1</sup>/<sub>4</sub>" diameter brass canopy with 1<sup>1</sup>/<sub>16</sub>" I.D. center hole, 1<sup>3</sup>/<sub>8</sub>" height. Solid, heavy guage brass canopy, unfinished brass



**11733U**- 4<sup>5</sup>/<sub>8</sub>" diameter solid brass canopy, center hole slips 1/8IP, bar holes 3<sup>3</sup>/<sub>16</sub>" center to center, 1<sup>3</sup>/<sub>4</sub>" deep, unfinished brass



**10044U** - 5" diameter, Heavy, die cast brass modern style canopy, 3/4" height, slip 1/8IP center hole. Unfinished brass



**11825U**- 5" diameter solid brass canopy with 1/8IP slip center hole and bar holes 4<sup>1</sup>/<sub>4</sub>" center to center, 1<sup>3</sup>/<sub>16</sub>" height, unfinished brass



**10803U**- 5<sup>1</sup>/<sub>2</sub>" diameter brass canopy with 1<sup>1</sup>/<sub>16</sub>" I.D. center hole, 1<sup>1</sup>/<sub>2</sub>" height. Solid, heavy guage brass canopy, unfinished brass



Die cast brass canopy, slips 1/8IP center hole, unfin. brass

**11786U**- 4<sup>3</sup>/<sub>4</sub>" dia., 2<sup>3</sup>/<sub>8</sub>" deep

**11795U**- 5<sup>1</sup>/<sub>2</sub>" dia., 2<sup>3</sup>/<sub>4</sub>" deep



**10051U** - 5" dia. Modern style SPUN BRASS base, 1/8F (7/16" dia) center hole, 1" ht. Bottom with rolled in edge.



**10838U**- Die cast brass canopy or back plate, 4<sup>3</sup>/<sub>4</sub>" X 1<sup>1</sup>/<sub>8</sub>", with 1/8 IP slip hole. Unfinished brass



**11722U** - 5<sup>1</sup>/<sub>2</sub>" dia., 1<sup>7</sup>/<sub>8</sub>" height, die cast brass canopy or cap, slips 1/8IP, Unfinished

# Decorative Cast Brass Ceiling Canopies

- *Finest Quality Castings* -



Die Cast Brass Canopy, 5 1/2" dia., 1 1/2" deep, with 1 1/16" C.H. for screw collar loop.

**11852U**- Unfinished

**11852**- Polished & Lacq.



Embossed cast brass chain drop canopy. Has 3 loops & 1/8 IP slip center hole. 5 1/4" dia., 7/8" drop.

**11814**- Polished & lacquered

**11814U**- Unfinished



**11813U**- 3 3/16" dia. Embossed Die Cast Brass Chain Junction Cap, Has 3 loops & 1/8 IP slip center hole, Unfinished.



Die Cast Brass Canopy, 5 1/2" dia., 1 7/16" deep, with 1 1/16" C.H. for screw collar loop.

**11853U**- Unfinished

**11853**- Polished & Lacq.



Die Cast Brass Canopy, 5" dia., 2" deep, with 1 1/16" C.H. for screw collar loop.

**11854U**- Unfinished

**11854**- Polished & Lacq.



Die Cast Brass Canopy, 4 3/4" dia., 2 7/16" deep. 1 1/16" C.H. for screw collar.

**11855U**- Unfinished

**11855**- Pol. & Lacq.



**11856U**- Die Cast Brass Canopy, 7 7/8" dia., 2 3/8" deep, with 1/8 IP slip center hole. Unfin.



**11724U** - 3 1/8" diameter die cast brass cap, 1" height, slips 1/8IP, unfinished



Die cast brass canopy or cap, slips 1/8IP, unfinished

**11725U** - 4" dia., 1 1/16" height

**11726U** - 5 1/2" dia., 1 5/8" height



**11804**- Cast Brass Canopy with polished & lacquered finish, loop, crossbar, and 1/8 IP pipe through center. 5 1/4" diameter.



**11803**-

Cast Brass Canopy with polished & lacquered finish, loop, cross bar and 1/8 IP pipe through center. 5 1/8" dia.

# Die Cast Brass Canopies



**11877-** Die Cast Brass Canopy, 5 1/2" dia., 3 3/8" deep, with 1 1/16" center hole with screw collar loop and ceiling hardware, polished & lacquered



**11877A-** Die Cast Brass Canopy, 5 1/2" dia., 3 3/8" deep, with 1 1/16" center hole with screw collar loop and ceiling hardware, antique brass finish



**11877B-** Die Cast Brass Canopy, 5 1/2" dia., 3 3/8" deep, with 1 1/16" center hole with screw collar loop and ceiling hardware, antique bronze finish



**11877U-** Die Cast Brass Canopy, 5 1/2" dia., 3 3/8" deep, with 1 1/16" center hole with screw collar loop and ceiling hardware, unfinished brass



**11877N-** Die Cast Brass Canopy, 5 1/2" dia., 3 3/8" deep, with 1 1/16" center hole with screw collar loop and ceiling hardware, nickel plated finish



**11853-** Die Cast Brass Canopy, 5 1/2" dia., 1 1/2" deep, with 1 1/16" center hole, Polished & Lacquered



**11853A-** Die Cast Brass Canopy, 5 1/2" dia., 1 1/2" deep, with 1 1/16" center hole, antique brass finish



**11853B-** Die Cast Brass Canopy, 5 1/2" dia., 1 1/2" deep, with 1 1/16" center hole, antique bronze finish



**11853U-** Die Cast Brass Canopy, 5 1/2" dia., 1 1/2" deep, with 1 1/16" center hole, unfinished brass



**11853N-** Die Cast Brass Canopy, 5 1/2" dia., 1 1/2" deep, with 1 1/16" center hole, nickel plated finish

# Decorative Cast Brass Ceiling Canopies

- *Finest Quality Castings* -



**11805**- Die cast brass ceiling canopy with satin black finish, loop, crossbar, and 1/8 IP pipe. 5 1/2" diameter.



**11801N** - Nickel plated, solid brass die cast canopy with loop, crossbar, and 1/8 IP pipe in center. 5 1/2" dia., X 1 1/2" deep.



Fine die cast brass canopy w/loop, crossbar, & 1/8 IP pipe in center. 5 1/2" dia.

**11801**- Polished & lacquered  
**11801U**- Unfinished



Large Victorian style die cast canopy with heavy brass loop, crossbar and 1/8 IP pipe. 6 1/4" dia., 4 1/4" drop. For larger hanging fixtures.

**11809**- Pol. & Lacquered  
**11809U**- Unfinished



Victorian style die cast brass canopy with loop, crossbar, and 1/8 IP pipe. 5 1/2" dia., 3 1/2" drop.

**11802**- Polished and lacquered  
**11802U**- Unfinished



Die cast brass canopy or cap, slips 1/8IP, Unfinished

**11720U** - 4" dia., 1 1/4" height  
**10819U** - 4 3/4" dia., 1 3/4" height



**11860U**- Die Cast Brass Canopy, 5" dia., 2 5/8" deep, with 1/8 IP slip center hole. Unfinished



Fine solid brass die cast canopy with loop, crossbar, and 1/8 IP pipe in center. 5 1/2" X 1 5/8" deep.

**11800U** - Unfinished  
**11800** - Polished & Lacquered



Die cast brass canopy or cap, slips 1/8IP, Unfinished

**11722U** - 5 1/2" dia., 1 7/8" height  
**11723U** - 6 1/4" dia., 2 3/8" height



**10044U** - 5" diameter, Heavy, die cast brass modern style canopy or base, 3/4" height, slip 1/8IP center hole. Unfinished brass



Die cast brass cap or canopy, slips 1/8IP, Unfinished

**11727U** - 4" dia. brass cap, 1 5/16" ht.  
**11728U** - 4 3/4" dia. brass canopy or cap, 1 5/8" ht.

# Solid Brass Decorative Ceiling Canopies



Stamped brass embossed canopy with loop, cross bar, and 8/32 thread thumb screws for mounting. 5 1/4" diameter.

**10805**- Polished & lacquered  
**10805U**- Unfinished



Two loop, stamped brass embossed canopy with turned finial, cross bar, & 1/8 IP pipe. 5 1/4" diameter.

**10807**- Polished & lacquered  
**10807U**- Unfinished



Three loop, stamped brass embossed ceiling canopy with turned finial, crossbar, & 1/8 IP pipe. 5 1/4" diameter.

**10809**- Polished & lacquered  
**10809U**- Unfinished



Unfin. Brass



Polished & Lacq. Brass



Nickel Plated Brass

Solid (stamped) brass (except where noted), embossed canopies, 5 1/4" dia., slips 1/8 IP

**10808U**- Unfinished Brass  
**10808** - Polished & Lacq. Brass  
**10808N**- Nickel Plated Brass  
**10808S**- STEEL, Unfinished  
**10808BK**- STEEL, Satin Black Finish



Steel, Unfin.



Steel, Satin Black



Stamped Brass Canopy or backplate with 1/8 IP slip center hole, 2 bar holes, 2 3/4" C to C, 4 7/8" dia. X 1 1/4" ht.

**11851**- Polished & Lacq.  
**11851U**- Polished, No Lacq.  
**11851N**- Nickel Plated

Stamped Brass Canopy or backplate with 1/8 IP slip center hole, 2 bar holes, 4 1/4" C to C, 5" dia. X 1 3/16" ht. Your choice of finishes

**11825U**- Unfinished  
**11825A**- Antique Brass  
**11825B**- Antique Bronze  
**11825N**- Nickel Plated



**11872N**- 6" fitter, 6" D., Nickel Plate  
**11872U**- 6" fitter, 6" D., Unfin. Brass  
**11872S**- 6" fitter, 6" D., Unfin. Steel  
**11872**- 6" fitter, 6" D., Pol. & Lacq.  
**11872B**- 6" fitter, 6" D., Ant. Brass  
**11872A**- 6" fitter, 6" D., Ant. Bronze

**11871N**- 4" fitter, 5" drop., Nickel Plate  
**11871U**- 4" fitter, 5" drop., Unfin. Brass  
**11871S**- 4" fitter, 5" drop., Unfin. Steel  
**11871**- 4" fitter, 5" drop., Pol. & Lacq.  
**11871B**- 4" fitter, 5" drop., Ant. Brass  
**11871A**- 4" fitter, 5" drop., Ant. Bronze

**11870** - 3 1/4" fitter, 5" drop., Polished & Lacquered finish

**11869** - 2 1/4" fitter, 4 3/4" drop., Polished & Lacquered finish

Unwired (i.e. no socket included) Brass 2-piece fixture kit, assembled w/ canopy & shade holder. Universal crossbar and canopy screws included. D=Drop



Efficient for Showroom Use

**10800** - Canopy with a 2-prong electrical outlet, 8/32 thread mounting screws, cross bar, and 6" lead wires. 4 3/4" diameter.

# Solid Brass Decorative Ceiling Canopies



**11816N-**  
Nickel Plated  
(brass) Fix-  
ture Canopy.

3/4" I.D.  
center slip  
ring. 5 1/4"  
dia., 4" ht.

(right) Blind Pen-  
dant Stem, 6" long,  
3/4" O.D. tube with  
1" dia. loop. To be  
used with 3/4" slip  
ring canopy. 1/4M  
with side out wire  
way. Not designed  
for fixtures over 25  
lbs.

**12080U** - Unfin-  
ished

**12080** - Pol-  
ished & Lacq.



Stamped  
Brass Fixture  
Canopy.

with 1/8IP slip  
center hole, 5 1/4"  
dia., 3" ht.

**11838** - Polished & Lacq.

**11838U**- Polished, No Lacq.

**11838N**- Nickel Plated

**11838A**- Antique Finish



Stamped Brass  
Fixture Canopy with  
1 1/16" I.D. center hole.  
5 1/4" dia. X 3" ht.

**11839**- Polished & Lacq.

**11839U**- Polished, No Lacq

Stamped Brass  
Low Profile  
canopy or back  
plate with 3/4" I.D.  
center slip ring. 4 7/16"  
dia., 2" ht.

**11840**- Polished &  
Lacquered

**11840U**- Polished, No Lacq



**11864U**- 5" dia.,  
Stamped Brass  
Canopy with 1 1/16"  
slip center hole. 1 3/4"  
ht., Unfinished

**11844U**-

Stamped Brass  
Low Profile canopy  
or back plate with  
1/8IP center slip ring.  
4 7/16" dia., 2" ht. Unfin-  
ished brass



Stamped Brass  
Low Profile  
canopy or back  
plate slips 1/8 IP  
center hole. 4 7/16"  
dia., 2" ht.

**11842**- Polished & Lacq.

**11842U**- Polished, No  
Lacq

Brass Sheffield design  
ceiling canopy/ back-  
plate. Slips 1/8 IP  
and accepts stan-  
dard cross bars.  
4 5/8" dia., 2 1/4" drop.

**11807**- Polished &  
Lacquered

**11807U**- Unfinished



Sheffield style,  
stamped brass fixture  
canopy with top opening to  
slip 3/4" O.D. 5 1/4" dia. X  
4 5/8" ht.

**11829U**- Unfinished Brass

**11829**- Polished & Lacq.

**11863U**- 5 3/8" dia.,  
Stamped Brass  
Canopy or Back  
Plate. 1 1/2" ht.,  
slips 1/8 IP. Un-  
finished



# Solid Brass Decorative Ceiling Canopies



**11815**- Spun brass fixture canopy with top opening to slip 1/8 IP pipe. 4" drop, 5 1/8" max. dia. Polished & lacquered finish



Spun brass fixture canopy with top opening to accommodate 3/4" O.D. tubing. 4" drop, 5 1/8" max. dia.

**11816**- Polished & lacquered

**11816U**- Unfinished



**11806**-

Spun brass chain drop canopy for Pan fixtures. Has cast brass hooks, finial, 5 1/8" dia., 4 5/8" drop. Polished & lacq. finish



Spun brass Fixture Canopy, can be used w/loop for chain hanging fixture or used w/holders no. 10762, 10763, 10764, or 10766 for close-to-the-ceiling fixture. 5 1/4" dia. X 2 3/4" deep, 1/8 IP slip center hole, 2 bar holes, 4 1/2" C to C. Fits crossbar # 22882 & 22887.

**11830**- Brass, P & L finish

**11830U**- Brass, Unfinished

**11830N**- Nickel Plated



Spun Brass fixture canopy with loop, Art Deco design, 5" ht., 5 3/4" dia.

Matches shade holder #10767N (page H-168)

**11826N**- Nickel Plated

**11826**- Pol. & Lacq. Brass



**11824U** - Square stamped brass Mission style ceiling canopy or wall backplate, 4 5/8" sq. X 3 1/4" ht., slips 3/4" square tube. Unfinished brass

Square stamped brass Mission style ceiling canopy or wall backplate, 4 1/2" sq. X 4 1/2" ht., slips 3/4" square tube

**11818**- Polished & Lacq.

**11818U**- Unfin.



Stamped Brass Canopy, hammered Arts & Crafts design. 5 1/4" dia., 3 1/2" ht. w/loop. Comes w/crossbar & bar screws.

**11873A**- Antique Brass Finish

**11873U**- Unfinished



Stamped Brass Canopy, hammered Arts & Crafts design. 5 1/4" dia., 1 7/8" ht. 1/8 IP center hole slip.

**11843A**- Antique Brass Finish

**11843U**- Unfinished



Victorian style die cast brass canopy with loop, crossbar and 1/8 IP pipe. 5 1/2" dia., 2 1/4" drop.

**11808**- Pol. & Lacquered

**11808U**- Unfinished

# Solid Brass Decorative Ceiling Canopies



**11731U-** 6 1/4" diameter die cast brass canopy & hardware kit with brass screw collar loop and mounting hardware, 3 3/4" height, unfinished brass



**Hardware Kit-** Kit includes 1/4 IP nipple, cast brass screw collar loop, and crossbar with ground screw.

**11730U-** 4 3/4" diameter die cast brass canopy & hardware kit with brass screw collar loop and mounting hardware, 3 3/8" height, unfinished brass



**11786U-** Die Cast Brass Canopy, 4 3/4" dia., 2 3/8" deep, slip 1/8IP center hole, unfinished brass

**11795U-** Die Cast Brass Canopy, 5 1/2" dia., 2 3/4" deep, slip 1/8IP center hole, unfinished brass



Unfin. Brass



Antique Brass



Antique Bronze



Satin Nickel

4 5/8" diameter solid spun brass canopy, center hole slips 1/8IP, bar holes 3 9/16" center to center, 1 3/4" deep - your choice of finishes.

- 11733U-** Unfinished Brass
- 11733A-** Antique Brass
- 11733B-** Antique Bronze Finish
- 11733SN-** Satin Nickel Finish
- 11733BK-** Satin Black Finish



Satin Black



Unfin. Brass



Antique Brass



Antique Bronze



Nickel Plated

5" diameter solid spun brass canopy with 1/8IP slip center hole and bar holes 4 1/4" center to center, 1 3/16" height, antique brass finish - your choice of finishes.

- 11825U-** Unfinished Brass
- 11825A-** Antique Brass
- 11825B-** Antique Bronze Finish
- 11825N-** Nickel Plated Finish

# Decorative Ceiling Canopy Kits & Canopies



Solid stamped brass canopy with rosette design, 5 1/4" dia. X 1 1/8" deep with 1 1/16" center hole for screw collar loop. Nice general purpose design. No canopy kit included

- I0806**- Polished and lacquered
- I0806A** - Antique brass finish
- I0806N** - Nickel plated
- I0806S** - STEEL, Unfinished



Solid stamped brass canopy & canopy kit with 5 1/4" dia. X 1 1/8" deep canopy, screw collar loop, 3' chain, crossbar, nipple, hickey, 2 nuts and 2 fixture screws. Nice general purpose style canopy.

- I1836** - Polished and lacquered
- I1836A** - Antique brass finish
- I1836N** - Nickel plated
- I1836U** - Unfinished



Solid spun brass canopy, 5 1/2" dia. X 1 1/2" deep with 1 1/16" center hole for screw collar loop. Nice design for Crystal Chandeliers. No canopy kit included

- I0803N** - Nickel plated
- I0803SN** - Unfinished brass
- I0803** - Polished and lacquered brass
- I0803U** - Unfinished brass
- I0803A** - Antique brass finish
- I0803B** - Antique bronze finish



Solid spun brass canopy & canopy kit with 5 1/2" dia. X 1 1/2" deep canopy, screw collar loop, 3' chain, crossbar, nipple, hickey, 2 nuts and 2 fixture screws. Nice style for Crystal Chandeliers.

- I1833N**- Nickel plated
- I1833**- Polished and lacquered
- I1833U**- Unfinished

Heavy Antique Style Cast Brass Canopy Kit with 5 1/2" dia. X 1 7/16" deep canopy w/screw collar loop, crossbar with 1/4F center tap, 1/4 IP nipple, and 2 fixture screws. Unassembled

- I1877** - Polished & Lacquered (pictured)
- I1877U** - Unfinished



Heavy Antique Style Cast Brass Canopy Kit with 5 1/2" dia. X 1 1/2" deep canopy w/screw collar loop, crossbar with 1/4F center tap, 1/4 IP nipple, and 2 fixture screws. Unassembled

- I1878** - Polished & Lacquered
- I1878U** - Unfinished (pictured)



# Solid Spun Brass Canopy & Canopy Kits

(Kits with 1/8 IP Cast Brass Loop, & Turned Brass Cap Nuts with Matching Finish)



UNFINISHED BRASS, 4<sup>5</sup>/<sub>8</sub>" diameter solid brass canopy, center hole slips 1/8IP, bar holes 3<sup>9</sup>/<sub>16</sub>" center to center, 1<sup>3</sup>/<sub>4</sub>" height. Unassembled.

**11716U** - Canopy & hardware kit with matching finish

**11733U** - Canopy only (no hardware)



ANTIQU BRASS finish, 4<sup>5</sup>/<sub>8</sub>" diameter solid brass canopy, center hole slips 1/8IP, bar holes 3<sup>9</sup>/<sub>16</sub>" center to center, 1<sup>3</sup>/<sub>4</sub>" height. Unassembled.

**11716A** - Canopy & hardware kit with matching finish

**11733A** - Canopy only (no hardware)



SATIN NICKEL finish, 4<sup>5</sup>/<sub>8</sub>" diameter solid brass canopy, center hole slips 1/8IP, bar holes 3<sup>9</sup>/<sub>16</sub>" center to center, 1<sup>3</sup>/<sub>4</sub>" height. Unassembled.

**11716SN** - Canopy & hardware kit with matching finish

**11733SN** - Canopy only (no hardware)



ANTIQU BRONZE finish, 4<sup>5</sup>/<sub>8</sub>" dia. solid brass canopy, center hole slips 1/8IP, bar holes 3<sup>9</sup>/<sub>16</sub>" center to center, 1<sup>3</sup>/<sub>4</sub>" height. Unassembled.

**11716B** - Canopy & hardware kit with matching finish

**11733B** - Canopy only (no hardware)



SATIN BLACK finish, 4<sup>5</sup>/<sub>8</sub>" dia. solid brass canopy, center hole slips 1/8IP, bar holes 3<sup>9</sup>/<sub>16</sub>" center to center, 1<sup>3</sup>/<sub>4</sub>" height. Unassembled.

**11716BK** - Canopy & hardware kit with matching finish

**11733BK** - Canopy only (no hardware)



UNFINISHED BRASS, 5" dia. solid brass canopy with 1/8IP slip center hole and bar holes 4<sup>1</sup>/<sub>4</sub>" center to center, 1<sup>3</sup>/<sub>16</sub>" height. Unassembled.

**11717U** - Canopy & hardware kit with matching finish

**11825U** - Canopy only (no hardware)



ANTIQU BRASS finish, 5" dia. solid brass canopy with 1/8IP slip center hole and bar holes 4<sup>1</sup>/<sub>4</sub>" center to center, 1<sup>3</sup>/<sub>16</sub>" height. Unassembled.

**11717A** - Canopy & hardware kit with matching finish

**11825A** - Canopy only (no hardware)



ANTIQU BRONZE finish, 5" dia. solid brass canopy with 1/8IP slip center hole & bar holes 4<sup>1</sup>/<sub>4</sub>" center to center, 1<sup>3</sup>/<sub>16</sub>" height. Unassembled.

**11717B** - Canopy & hardware kit with matching finish

**11825B** - Canopy only (no hardware)



NICKEL PLATED finish, 5" dia. solid brass canopy with 1/8IP slip center hole and bar holes 4<sup>1</sup>/<sub>4</sub>" center to center, 1<sup>3</sup>/<sub>16</sub>" height. Unassembled.

**11717N** - Canopy & hardware kit with matching finish

**11825N** - Canopy only (no hardware)

# Solid Spun Brass Canopy & Canopy Kits

(1 1/16" Center Hole for Screw Collar, Kits with 1/4 IP nipples, loop, & crossbar)



**UNFINISHED BRASS**, 5 1/2" diameter brass canopy with 1 1/16" I.D. center hole, 1 1/2" height. Solid, heavy gauge brass canopy with top quality cast brass loop and mounting hardware. Unassembled.

- 11785U** - Canopy & hardware kit with matching finish
- 10803U** - Canopy only (no hardware)



**ANTIQU BRASS** finish, 5 1/2" diameter brass canopy with 1 1/16" I.D. center hole, 1 1/2" height. Solid, heavy gauge brass canopy with top quality cast brass loop and mounting hardware. Unassembled.

- 11785A** - Canopy & hardware kit with matching finish
- 10803A** - Canopy only (no hardware)



**NICKEL PLATED** finish, 5 1/2" diameter brass canopy with 1 1/16" I.D. center hole, 1 1/2" height. Solid, heavy gauge brass canopy with top quality cast brass loop and mounting hardware. Unassembled.

- 11785N** - Canopy & hardware kit with matching finish
- 10803N** - Canopy only (no hardware)



**ANTIQU BRONZE** finish, 5 1/2" diameter brass canopy with 1 1/16" I.D. center hole, 1 1/2" height. Solid, heavy gauge brass canopy with top quality cast brass loop and mounting hardware. Unassembled.

- 11785B** - Canopy & hardware kit with matching finish
- 10803B** - Canopy only (no hardware)



**SATIN NICKEL** finish, 5 1/2" diameter brass canopy with 1 1/16" I.D. center hole, 1 1/2" height. Solid, heavy gauge brass canopy with top quality cast brass loop and mounting hardware. Unassembled.

- 11785SN** - Canopy & hardware kit with matching finish
- 10803SN** - Canopy only (no hardware)



11785B - Assembled

# Solid Spun Brass, Ribbed Canopy & Canopy Kits

(1 1/16" Center Hole for Screw Collar, Kits with 1/4IP nipples, loop, & crossbar)



**POLISHED & LACQUERED** finish, 5 1/4" dia. brass canopy with 1 1/16" I.D. center hole, 1 3/8" height. Solid, heavy gauge brass canopy w/top quality cast brass loop & mounting hdwe. Unassembled.

**11734** - Canopy & hardware kit with matching finish

**11831** - Canopy only (no hardware)



**ANTIQUE BRASS** finish, 5 1/4" diameter brass canopy with 1 1/16" I.D. center hole, 1 3/8" height. Solid, heavy gauge brass canopy with top quality cast brass loop and mounting hardware. Unassembled.

**11734A** - Canopy & hardware kit with matching finish

**11831A** - Canopy only (no hardware)



**NICKEL PLATED** finish, 5 1/4" diameter brass canopy with 1 1/16" I.D. center hole, 1 3/8" height. Solid, heavy gauge brass canopy with top quality cast brass loop and mounting hardware. Unassembled.

**11734N** - Canopy & hardware kit with matching finish

**11831N** - Canopy only (no hardware)



**ANTIQUE BRONZE** finish, 5 1/4" diameter brass canopy with 1 1/16" I.D. center hole, 1 3/8" height. Solid, heavy gauge brass canopy with top quality cast brass loop and mounting hardware. Unassembled.

**11734B** - Canopy & hardware kit with matching finish

**11831B** - Canopy only (no hardware)



**UNFINISHED BRASS**, 5 1/4" diameter brass canopy with 1 1/16" I.D. center hole, 1 3/8" height. Solid, heavy gauge brass canopy with top quality cast brass loop and mounting hardware. Unassembled.

**11734U** - Canopy & hardware kit with matching finish

**11831U** - Canopy only (no hardware)



11734U - Assembled

# Ribbed Canopy & Canopy Kits (Steel)

(1 1/16" Center Hole for Screw Collar, Kits with 1/4IP nipples, loop, & crossbar)



**BRASS PLATED** finish, 5 1/4" diameter steel canopy with 1 1/16" I.D. center hole, 1 3/8" height. Nice, inexpensive, general purpose style canopy. Unassembled.

- 11819** - Canopy & hardware kit with matching finish
- 11788** - Canopy only (no hardware)



**ANTIQUE BRASS** finish, 5 1/4" diameter steel canopy with 1 1/16" I.D. center hole, 1 3/8" height. Nice, inexpensive, general purpose style canopy. Unassembled.

- 11819A** - Canopy & hardware kit with matching finish
- 11788A** - Canopy only (no hardware)



**NICKEL PLATED** finish, 5 1/4" diameter steel canopy with 1 1/16" I.D. center hole, 1 3/8" height. Nice, inexpensive, general purpose style canopy. Unassembled.

- 11819N** - Canopy & hardware kit with matching finish
- 11788N** - Canopy only (no hardware)



**SATIN NICKEL** finish, 5 1/4" diameter steel canopy with 1 1/16" I.D. center hole, 1 3/8" height. Nice, inexpensive, general purpose style canopy. Unassembled.

- 11819SN** - Canopy & hardware kit with matching finish
- 11788SN** - Canopy only (no hardware)



**UNFINISHED**, 5 1/4" diameter steel canopy with 1 1/16" I.D. center hole, 1 3/8" height. Nice, inexpensive, general purpose style canopy.

- 11788U** - Canopy only (no hardware)



11819N - Assembled

# Plain Rounded Canopy & Canopy Kits (Steel)

(with 1/8IP loop and hardware with matching finish)



**BRASS PLATED** finish, 5 1/4" diameter steel canopy with 1/8IP slip center hole and bar holes 2 3/4" center to center, 3/4" height. Nice, inexpensive, general purpose style canopy. Unassembled.

**I1879** - Canopy & hardware kit with matching finish

**I1775** - Canopy only (no hardware)



**ANTIQU BRASS** finish, 5 1/4" diameter steel canopy with 1/8IP slip center hole and bar holes 2 3/4" center to center, 3/4" height. Nice, inexpensive, general purpose style canopy. Unassembled.

**I1879A** - Canopy & hardware kit with matching finish

**I1775A** - Canopy only (no hardware)



**BLACK** finish, 5 1/4" diameter steel canopy with 1/8IP slip center hole and bar holes 2 3/4" center to center, 3/4" height. Nice, inexpensive, general purpose style canopy. Unassembled.

**I1879BK** - Canopy & hardware kit with matching finish

**I1775BK** - Canopy only (no hardware)



**NICKEL PLATED** finish, 5 1/4" diameter steel canopy with 1/8IP slip center hole and bar holes 2 3/4" center to center, 3/4" height. Nice, inexpensive, general purpose style canopy. Unassembled.

**I1879N** - Canopy & hardware kit with matching finish

**I1775N** - Canopy only (no hardware)



**WHITE** finish, 5 1/4" diameter steel canopy with 1/8IP slip center hole and bar holes 2 3/4" center to center, 3/4" height. Nice, inexpensive, general purpose style canopy. Unassembled.

**I1879W** - Canopy & hardware kit with matching finish

**I1775W** - Canopy only (no hardware)



I1879BK - Assembled

# Modern Canopy & Canopy Kits (Steel)

(1 1/16" Center Hole for Screw Collar, Kits with 1/4IP nipples, loop, & crossbar)



**BRASS PLATED** finish, 5" diameter steel canopy with 1 1/16" I.D. center hole, 1 3/16" height. Nice, inexpensive, general purpose style canopy. Unassembled.

**11834** - Canopy & hardware kit with matching finish

**11787** - Canopy only (no hardware)



**ANTIQUe BRASS** finish, 5" diameter steel canopy with 1 1/16" I.D. center hole, 1 3/16" height. Nice, inexpensive, general purpose style canopy. Unassembled.

**11834A** - Canopy & hardware kit with matching finish

**11787A** - Canopy only (no hardware)



**SATIN BLACK** finish, 5" diameter steel canopy with 1 1/16" I.D. center hole, 1 3/16" height. Nice, inexpensive, general purpose style canopy. Unassembled.

**11834BK** - Canopy & hardware kit with matching finish

**11787BK** - Canopy only (no hardware)



**NICKEL PLATED** finish, 5" diameter steel canopy with 1 1/16" I.D. center hole, 1 3/16" height. Nice, inexpensive, general purpose style canopy. Unassembled.

**11834N** - Canopy & hardware kit with matching finish

**11787N** - Canopy only (no hardware)



**SATIN NICKEL** finish, 5" diameter steel canopy with 1 1/16" I.D. center hole, 1 3/16" height. Nice, inexpensive, general purpose style canopy. Unassembled.

**11834SN** - Canopy & hardware kit with matching finish

**11787SN** - Canopy only (no hardware)



**WHITE** finish, 5" diameter steel canopy with 1 1/16" I.D. center hole, 1 3/16" height. Nice, inexpensive, general purpose style canopy. Unassembled.

**11834W** - Canopy & hardware kit with matching finish

**11787W** - Canopy only (no hardware)



**UNFINISHED**, 5" diameter steel canopy with 1 1/16" I.D. center hole, 1 3/16" height. Nice, inexpensive, general purpose style canopy.

**11787U** - Canopy only (no hardware)



11834A - Assembled

# Plain Rounded Canopy & Canopy Kits (Steel)

(1 1/16" Center Hole for Screw Collar, Kits with 1/4IP nipples, loop, & crossbar)



**BRASS PLATED** finish, 5" diameter steel canopy with 1 1/16" I.D. center hole, 7/8" height. Nice, inexpensive, general purpose style canopy. Unassembled.

**11850** - Canopy & hardware kit with matching finish

**11781** - Canopy only (no hardware)



**ANTIQUE BRASS** finish, 5" diameter steel canopy with 1 1/16" I.D. center hole, 7/8" height. Nice, inexpensive, general purpose style canopy. Unassembled.

**11850A** - Canopy & hardware kit with matching finish

**11781A** - Canopy only (no hardware)



**BLACK** finish, 5" diameter steel canopy with 1 1/16" I.D. center hole, 7/8" height. Nice, inexpensive, general purpose style canopy. Unassembled.

**11850BK** - Canopy & hardware kit with matching finish

**11781BK** - Canopy only (no hardware)



**NICKEL PLATED** finish, 5" diameter steel canopy with 1 1/16" I.D. center hole, 7/8" height. Nice, inexpensive, general purpose style canopy. Unassembled.

**11850N** - Canopy & hardware kit with matching finish

**11781N** - Canopy only (no hardware)



**SATIN NICKEL** finish, 5" diameter steel canopy with 1 1/16" I.D. center hole, 7/8" height. Nice, inexpensive, general purpose style canopy. Unassembled.

**11850SN** - Canopy & hardware kit with matching finish

**11781SN** - Canopy only (no hardware)



**WHITE** finish, 5" diameter steel canopy with 1 1/16" I.D. center hole, 7/8" height. Nice, inexpensive, general purpose style canopy. Unassembled.

**11850W** - Canopy & hardware kit with matching finish


**11781W** - Canopy only (no hardware)



**ANTIQUE BRONZE** finish, 5" diameter steel canopy with 1 1/16" I.D. center hole, 7/8" height. Nice, inexpensive, general purpose style canopy. Unassembled.

**11850B** - Canopy & hardware kit with matching finish

**11781B** - Canopy only (no hardware)



**UNFINISHED**, 5" diameter steel canopy with 1 1/16" I.D. center hole, 7/8" height.

**11781U** - Canopy only (no hardware)



**11850SN** - Satin Nickel Finish, Assembled

# Modern Canopy & Canopy Kits (Steel)

(with 1/8IP loop and hardware with matching finish)



**BRASS PLATED** finish, 5" diameter modern steel canopy with 1/8IP slip center hole, and bar holes 2<sup>3</sup>/<sub>4</sub>" center to center, 1<sup>3</sup>/<sub>16</sub>" ht. Comes with complete hardware kit. Unassembled.

**I1778** - Canopy & hardware kit with matching finish



**ANTIQUE BRASS** finish, 5" diameter modern steel canopy with 1/8IP slip center hole, and bar holes 2<sup>3</sup>/<sub>4</sub>" center to center, 1<sup>3</sup>/<sub>16</sub>" ht. Comes with complete hardware kit. Unassembled.

**I1778A** - Canopy & hardware kit with matching finish



**SATIN BLACK** finish, 5" diameter modern steel canopy with 1/8IP slip center hole, and bar holes 2<sup>3</sup>/<sub>4</sub>" center to center, 1<sup>3</sup>/<sub>16</sub>" ht. Comes with complete hardware kit. Unassembled.

**I1778BK** - Canopy & hardware kit with matching finish



**NICKEL PLATED** finish, 5" diameter modern steel canopy with 1/8IP slip center hole, and bar holes 2<sup>3</sup>/<sub>4</sub>" center to center, 1<sup>3</sup>/<sub>16</sub>" ht. Comes with complete hardware kit. Unassembled.

**I1778N** - Canopy & hardware kit with matching finish



**SATIN NICKEL** finish, 5" diameter modern steel canopy with 1/8IP slip center hole, and bar holes 2<sup>3</sup>/<sub>4</sub>" center to center, 1<sup>3</sup>/<sub>16</sub>" ht. Comes with complete hardware kit. Unassembled.

**I1778SN** - Canopy & hardware kit with matching finish



**WHITE** finish, 5" diameter modern steel canopy with 1/8IP slip center hole, and bar holes 2<sup>3</sup>/<sub>4</sub>" center to center, 1<sup>3</sup>/<sub>16</sub>" ht. Comes with complete hardware kit. Unassembled.

**I1778W** - Canopy & hardware kit with matching finish



**UNFINISHED**, 5" diameter modern steel canopy with 1/8IP slip center hole, and bar holes 2<sup>3</sup>/<sub>4</sub>" center to center, 1<sup>3</sup>/<sub>16</sub>" ht.

**I1779U** - Canopy only (no hardware)



**I1778A** - Assembled

# Modern Canopy & Canopy Kits (Steel)

(with cord grip bushing and hardware with complimentary finish)

\* Kit for a light weight suspension of no more than 5 lbs. capacity



**BRASS PLATED** finish, 5" diameter modern steel canopy with 1/8IP slip center hole, and bar holes 2<sup>3</sup>/<sub>4</sub>" center to center, 1<sup>3</sup>/<sub>16</sub>" ht. Comes with complete hardware kit that includes cord grip bushing and a dual-lug ground wire. Unassembled.

**I1784** - Canopy & hardware kit\* with complimentary finish



**ANTIQUE BRASS** finish, 5" diameter modern steel canopy with 1/8IP slip center hole, and bar holes 2<sup>3</sup>/<sub>4</sub>" center to center, 1<sup>3</sup>/<sub>16</sub>" ht. Comes with complete hardware kit that includes cord grip bushing and a dual-lug ground wire. Unassembled.

**I1784A** - Canopy & hardware kit\* with complimentary finish



**SATIN BLACK** finish, 5" diameter modern steel canopy with 1/8IP slip center hole, and bar holes 2<sup>3</sup>/<sub>4</sub>" center to center, 1<sup>3</sup>/<sub>16</sub>" ht. Comes with complete hardware kit that includes cord grip bushing and a dual-lug ground wire. Unassembled.

**I1784BK** - Canopy & hardware kit\* with matching finish



**NICKEL PLATED** finish, 5" diameter modern steel canopy with 1/8IP slip center hole, and bar holes 2<sup>3</sup>/<sub>4</sub>" center to center, 1<sup>3</sup>/<sub>16</sub>" ht. Comes with complete hardware kit that includes cord grip bushing and a dual-lug ground wire. Unassembled.

**I1784N** - Canopy & hardware kit\* with matching finish




**SATIN NICKEL** finish, 5" diameter modern steel canopy with 1/8IP slip center hole, and bar holes 2<sup>3</sup>/<sub>4</sub>" center to center, 1<sup>3</sup>/<sub>16</sub>" ht. Comes with complete hardware kit that includes cord grip bushing and a dual-lug ground wire. Unassembled.

**I1784SN** - Canopy & hardware kit\* with matching finish



**WHITE** finish, 5" diameter modern steel canopy with 1/8IP slip center hole, and bar holes 2<sup>3</sup>/<sub>4</sub>" center to center, 1<sup>3</sup>/<sub>16</sub>" ht. Comes with complete hardware kit that includes cord grip bushing and a dual-lug ground wire. Unassembled.

**I1784W** - Canopy & hardware kit\* with matching finish



**UNFINISHED**, 5" diameter modern steel canopy with 1/8IP slip center hole, and bar holes 2<sup>3</sup>/<sub>4</sub>" center to center, 1<sup>3</sup>/<sub>16</sub>" ht.

**I1779U** - Canopy only (no hardware)



I1784SN - Assembled

# Modern Shallow Canopy & Canopy Kits (Steel)

(with cord grip bushing and hardware with complimentary finish)

**\* Kit for a light weight suspension of no more than 5 lbs. capacity**



**BRASS PLATED** finish, 5 1/4" diameter modern steel canopy with 1/8IP slip center hole, and bar holes 2 3/4" center to center, 1/2" ht. Comes with complete hardware kit that includes cord grip bushing and a dual-lug ground wire. Unassembled.

**I1783** - Canopy & hardware kit\* with complimentary finish



**ANTIQUE BRASS** finish, 5 1/4" diameter modern steel canopy with 1/8IP slip center hole, and bar holes 2 3/4" center to center, 1/2" ht. Comes with complete hardware kit that includes cord grip bushing and a dual-lug ground wire. Unassembled.

**I1783A**- Canopy & hardware kit\* with complimentary finish



**SATIN BLACK** finish, 5 1/4" diameter modern steel canopy with 1/8IP slip center hole, and bar holes 2 3/4" center to center, 1/2" ht. Comes with complete hardware kit that includes cord grip bushing and a dual-lug ground wire. Unassembled.

**I1783BK** - Canopy & hardware kit\* with matching finish



**NICKEL PLATED** finish, 5 1/4" diameter modern steel canopy with 1/8IP slip center hole, and bar holes 2 3/4" center to center, 1/2" ht. Comes with complete hardware kit that includes cord grip bushing and a dual-lug ground wire. Unassembled.

**I1783N** - Canopy & hardware kit\* with matching finish



**SATIN NICKEL** finish, 5 1/4" diameter modern steel canopy with 1/8IP slip center hole, and bar holes 2 3/4" center to center, 1/2" ht. Comes with complete hardware kit that includes cord grip bushing and a dual-lug ground wire. Unassembled.

**I1783SN** - Canopy & hardware kit\* with matching finish



**WHITE** finish, 5 1/4" diameter modern steel canopy with 1/8IP slip center hole, and bar holes 2 3/4" center to center, 1/2" ht. Comes with complete hardware kit that includes cord grip bushing and a dual-lug ground wire. Unassembled.

**I1783W** - Canopy & hardware kit\* with matching finish



**UNFINISHED**, 5 1/4" diameter modern steel canopy with 1/8IP slip center hole, and bar holes 2 3/4" center to center, 1/2" ht.

**I1777U** - Canopy only (no hardware)



I1783N - Assembled

# Traditional Ceiling Canopy Kits (Steel)



**10801** - BRASS PLATED steel canopy kit with 5 1/4" dia. X 1 1/8" deep canopy w/matching loop, 2 matching cap nuts, crossbar, 2 sets of fixture screws, brass hex nut, and lock washer. Nice, inexpensive, general purpose style canopy. Unassembled



**10801A** - ANTIQUE BRASS finish steel canopy kit with 5 1/4" dia. X 1 1/8" deep canopy w/matching loop, 2 matching cap nuts, crossbar, 2 sets of fixture screws, brass hex nut, and lock washer. Nice, inexpensive, general purpose style canopy. Unassembled



**10801B** - BLACK finish steel canopy kit with 5 1/4" dia. X 1 1/8" deep canopy w/matching loop, 2 matching cap nuts, crossbar, 2 sets of fixture screws, brass hex nut, and lock washer. Nice, inexpensive, general purpose style canopy. Unassembled



**10801N** - NICKEL PLATED steel canopy kit with 5 1/4" dia. X 1 1/8" deep canopy w/matching loop, 2 matching cap nuts, crossbar, 2 sets of fixture screws, brass hex nut, and lock washer. Nice, inexpensive, general purpose style canopy. Unassembled



**10801AB** - ANTIQUE BRONZE finish steel canopy kit with 5 1/4" dia. X 1 1/8" deep canopy w/matching loop, 2 matching cap nuts, crossbar, 2 sets of fixture screws, brass hex nut, and lock washer. Nice, inexpensive, general purpose style canopy. Unassembled



3 1/4" Holder kit comes with a steel screw-collar type, 5 1/4" dia. canopy w/hardware, steel 3 1/4" fitter holder with thumb screws, one yd. of 8 gauge chain, 1 1/2" dia. die cast loop, and a medium-base porcelain socket with 4' of clear gold lamp cord that includes a separate ground wire. Choice of finish.

**11874**- Brass Plated Finish (pictured)

**11874A**- Antique Brass Finish



**73700**-Cast Iron Ceiling Porch Fixture Canopy, Classical Revival design, 3 1/4" fitter size, 6 3/4" canopy dia., 3 1/4" ht. Use with socket No. 48113, Satin Black finish, unwired.

# Modern Steel Canopies

**M**odern steel canopies, 5" diameter with 1/8" IP slip center holes. 1 3/16" ht. Your choice of finish.

- 11782U** - Unfinished steel
- 11782** - Brass plated finish
- 11782A** - Antique brass finish
- 11782BK** - Satin black finish
- 11782N** - Nickel plated finish
- 11782SN** - Satin nickel finish
- 11782W** - White finish



# Special Ceiling Canopy Kits

**Bead Chain Fixture Hardware Set.** This electrified fixture (less shade) is designed to mount onto any 3-hole bead chain glass shade. Fully assembled and ready to hang, the set comes with canopy, shade holder, porcelain socket, and 3-6" long adjustable bead chains. Approximate adjustable drop from 10" to 16". (Drop estimate includes depth of average shade). Solid Brass. Shade not included. Has U.L. listed porcelain socket. Fixture is not U.L. listed.



- 69510**- Polished & Lacquered
- 69510N**- Nickel Finish
- 69510S**- Steel, Unfinished

**69511** - **Center-Post Fixture Hardware set.** This electrified fixture is designed to mount onto and hold any center-post glass fixture shade having approximately a 1/4" to 1/2" I.D. center hole. Fully assembled and ready to mount and hang, this set comes with brass canopy, socket cover and harp and porcelain socket. 10 1/2" drop from the ceiling. Solid brass, polished and lacquered finish. Use 60 watt bulb maximum. Glass shade not included. Has U.L. listed porcelain socket. Fixture is not U.L. listed.



# Wired Ceiling Pans



Wired, 4" fitter Fixture Holder, 5" dia., steel plated finish, U.L. listed. Comes with crossbar, wire nuts, thumb screws, and includes high heat porcelain socket.

- 11876**- Polished Brass finish
- 11876A** - Antique finish
- 11876N** - Nickel finish



**11876SN**- Wired, 4" fitter Fixture Holder, 5" dia., steel, plated finish, U.L. listed. Accepts 4" lip fitter shades. Comes with crossbar, wire nuts, thumb screws, and includes high heat porcelain socket, satin nickel finish



**11876W**- Wired, 4" fitter Fixture Holder, 5" dia., steel, plated finish, U.L. listed. Accepts 4" lip fitter shades. Comes with crossbar, wire nuts, thumb screws, and includes high heat porcelain socket, white finish



**11876BK**- Wired, 4" fitter Fixture Holder, 5" dia., steel, plated finish, U.L. listed. Accepts 4" lip fitter shades. Comes with crossbar, wire nuts, thumb screws, and includes high heat porcelain socket, black finish



**11880N**- Wired, 6" fitter Fixture Holder, 6 3/4" dia., steel, plated finish, U.L. listed. Accepts 6" lip fitter shades. Comes with crossbar, wire nuts, thumb screws, and includes high heat porcelain socket, nickel finish

## 11880A-

Wired, 6" fitter Fixture Holder, 6 3/4" dia., steel, plated finish, U.L. listed. Accepts 6" lip fitter shades. Comes with crossbar, wire nuts, thumb screws, and includes high heat porcelain socket, antique brass finish



**11880SN**- Wired, 6" fitter Fixture Holder, 6 3/4" dia., steel, plated finish, U.L. listed. Accepts 6" lip fitter shades. Comes with crossbar, wire nuts, thumb screws, and includes high heat porcelain socket, satin nickel finish

## 11880W-

Wired, 6" fitter Fixture Holder, 6 3/4" dia., steel, plated finish, U.L. listed. Accepts 6" lip fitter shades. Comes with crossbar, wire nuts, thumb screws, and includes high heat porcelain socket, white finish



**11832SN**- Wired, 8" fitter Fixture Holder, 8 3/4" dia., steel, plated finish, U.L. listed. Accepts 8" lip fitter shades. Comes with crossbar, wire nuts, thumb screws, and includes 2 sockets, satin nickel finish



**11832N**- Wired, 8" fitter Fixture Holder, 8 3/4" dia., steel, plated finish, U.L. listed. Accepts 8" lip fitter shades. Comes with crossbar, wire nuts, thumb screws, and includes 2 sockets, nickel finish



**11832W**- Wired, 8" fitter Fixture Holder, 8 3/4" dia., steel, plated finish, U.L. listed. Accepts 8" lip fitter shades. Comes with crossbar, wire nuts, thumb screws, and includes 2 sockets, white finish

# Decorative Stamped Brass Back Plates



Embossed Stamped Brass Back Plate,  
6 1/8" X 4 3/16" X 1 1/2" deep, slips 1/8 IP.  
**10818**- Polished & Lacquered  
**10818U**- Unfinished



Stamped Brass back plate w/ 1/8  
IP slip center hole. 7 1/2" X 3 1/2".  
**10826**- Polished & Lacq.  
**10826U**- Unfinished



Stamped Brass back plate with 1/8  
IP slip center hole. 6" X 4 1/8" X  
1 1/4" deep.  
**10820**- Pol. & Lacquered  
**10820U**- Unfinished



Spun brass back plate with  
top opening to accommo-  
date 3/4" O.D. tubing. 5 1/8"  
dia., 4" ht.,  
**11816**- Pol. & Lacq.  
**11816U**- Unfinished

**11865U**- Stamped  
Brass Back Plate, 7 1/4"  
X 4 3/4" X 1 1/4" deep.  
Unfinished



# Die Cast Brass Backplates

(See page H-152 For Lamp Arms #11926U, 11927U, & 11928U)



**11735U**- 4" diameter die cast brass modern style backplate, convex top, mounting bracket tapped 2-holes 8-32F (2 screws included), 1 1/4" deep, slips 1/8IP, unfinished brass



**11736U**- 3" diameter die cast brass modern style backplate with mounting bracket tapped 2-holes 8-32F (2 screws included), 1 3/16" deep, unfinished brass



**11729U**- 4 3/4" diameter die cast brass backplate or canopy with mounting bracket tapped 3-holes 8-32F (3 screws included), 7/8" deep, slips 1/8IP, unfinished brass



**11738U**- 3" square die cast brass modern style backplate with mounting bracket tapped 2-holes 8-32F (2 screws included), 1 3/16" deep, unfinished brass



**11739U**- 3 1/8" X 2 3/8" die cast brass modern style backplate with mounting bracket tapped 2-holes 8-32F (2 screws included), 5/8" deep, unfinished




**11740U**- 4 1/8" X 2 3/8" die cast brass modern backplate with mounting bracket tapped 2-holes 8-32F (2 screws included), 3/4" deep, unfinished brass



Illustration of backplate #11740U (with P & L finish) and arm #11926 with sconce shade mounted.



**11741U**- 4 3/8" X 2 7/8" die cast brass modern style backplate with mounting bracket tapped 2-holes 8-32F (2 screws included), 1" deep, unfinished brass



**11737U**- 5 3/8" X 2 5/16" die cast modern style brass backplate with mounting bracket tapped 2-holes 8-32F (2 screws included), 7/8" deep, unfinished brass

# Decorative Die Cast Brass Back Plates

- *Finest Quality Italian Castings* -



**10845U**- Die Cast Brass Back Plate, 7" X 3 3/4", 3/4" deep, center hole slips 1/8 IP. Unfinished



**10814N**- Nickel plated, ornate solid brass die cast back plate, 5 1/2" dia. X 1 1/2" deep, center hole slips 1/8 IP.



Ornate solid brass die cast back plate, 5 1/2" X 3 5/8", center hole slips 1/8 IP.

**10829U**- Unfinished

**10829**- Polished and lacquered



Decorative solid brass die cast back plate, 5 1/2" dia. X 1 1/8" deep, center hole slips 1/8 IP.

**10815U**- Unfinished

**10815**- Polished and lacquered



Ornate solid brass die cast back plate, 5 1/2" dia., X 1 1/2" deep, center hole slips 1/8 IP.

**10814U**- Unfinished

**10814**- Polished & lacquered



Large solid brass die cast back plate, 6 7/8" X 4 7/8" X 1 1/8" deep, center hole slips 1/8 IP.

**10823U**- Unfinished

**10823**- Polished and lacquered



Decorative solid brass die cast back plate, 5 1/2" dia. X 1 5/8" deep, center hole slips 1/8 IP.

**10825U**- Unfinished

**10825**- Polished and lacquered



Fine die cast brass back plate. 6" X 4 1/2" x 1" deep. Center hole slips 1/8 IP.

**10812U**- Unfinished

**10812**- Polished & lacq.

See pages H-152 thru H-154 For Lamp Arms, pages H-155-159 for cups & bobeshe

# Decorative Die Cast Brass Back Plates

- *Finest Quality Italian Castings* -



**10819U**- Die Cast Brass Back Plate, 4<sup>3</sup>/<sub>4</sub>" X 1<sup>3</sup>/<sub>4</sub>", with 1/8 IP slip hole. Unfinished



**10828U**- Die Cast Brass Back Plate, 4<sup>3</sup>/<sub>4</sub>" X 7/8", with 1/8 IP slip hole. Unfinished



**10838U**- Die Cast Brass Back Plate, 4<sup>3</sup>/<sub>4</sub>" X 1<sup>1</sup>/<sub>8</sub>", with 1/8 IP slip hole. Unfinished



**10840U**- Die Cast Brass Back Plate, 6<sup>9</sup>/<sub>16</sub>" X 2<sup>5</sup>/<sub>8</sub>" W, 5/8" deep. Unfinished



Ornate die cast brass back plate. 10<sup>1</sup>/<sub>4</sub>" X 4<sup>1</sup>/<sub>4</sub>"

**10810**- Polished & lacq.  
**10810U**- Unfinished



Victorian style die cast brass back plate. 11<sup>1</sup>/<sub>4</sub>" X 4<sup>3</sup>/<sub>4</sub>" wide

**10827**- Pol. & lacq.  
**10827U**- Unfinished



**11812U**- Die Cast Brass Back Plate, 7" ht. X 4<sup>3</sup>/<sub>4</sub>" wide, 9/16" deep. Unfinished

- See Pages HI52-HI54 for Lamp Arms  
- See Pages HI55-HI59 for Cups & Bobeches

# Cast Brass Lamp Bases



Small Victorian style die cast brass base. 1 1/4" top dia., 4 7/8" overall dia., 1 3/8" height, center hole slips 1/8 IP.

**10009**- Pol. & Lacq.  
**10009U**- Unfinished



**10004U**- Die cast brass footed base, slips 1/8 IP, Unfinished. 4 7/16" top dia., 1 1/2" height.



High quality die-cast brass Victorian style base. Has 3 5/8" dia. top, 8" dia. overall, & 1 1/4" ht., Fits connector #10113.

**10003** - Pol. & Lacq.  
**10003U** - Unfin.



**10000** - Cast brass Victorian base, polished and lacquered, with 3" diameter top, 8 1/2" overall diameter, 2 1/4" ht.



High quality die-cast brass Victorian style base. 4 1/16" top dia., 7 3/8" overall dia. & 1" ht.

**10005** - Polished & lacquered  
**10005U** - Unfinished



Beautiful die cast brass Victorian style base. 5 1/4" top dia., 8 3/4" overall dia., 1 3/8" ht.

**10010** - Polished & Lacq.  
**10010U** - Unfinished



Die Cast Brass Base, 2 3/8" square top, 6" overall dia., 1 1/8" ht.

**10007**- Polished & Lacquered  
**10007U**- Unfinished



**10008U** - Die Cast Brass Base, 3 1/4" top dia., 5 1/2" overall dia., 1 5/16" ht. Unfinished



**10001** - Footed, cast brass Victorian lamp base, polished and lacquered, with 1/8IP center slip, 2 1/2" diameter top, 8 1/2" overall diameter, 1 9/16" ht.



**10030U** - 4 3/4" diameter cast brass base, 1 3/4" height, tap 1/8F center hole, Unfinished brass



Die Cast Brass Base or Cap slips 1/8 IP, Unfinished brass

**11727U** - 4" diameter die cast brass cap, 1 5/16" height  
**11728U** - 4 3/4" diameter die cast brass canopy or cap, 1 5/8" height (pictured)

# Brass & Iron, Lamp Bases & Columns



**10070i** - Cast Iron Floor Lamp Base w/Satin Black finish, 3 1/2" ht., 10" dia. Weight: 6 lbs. 3 oz.



Cast Iron lamp base (Industrial Lab Stand) with ogee shaped edge, rectangle, overall height 1", no holes in top, satin black finish. Choice of size

- 10068**- 9" x 6" bottom, 8 1/4" X 5 1/4" top
- 10069**- 12" x 7" bottom, 11 1/4" X 6 1/4" top



Cast Iron lamp base (Industrial Lab Stand) with ogee shaped edge, square, overall height 1", no holes in top, satin black finish. Choice of size

- 10066**- 6 3/4" X 6 3/4" bottom, 6" X 6" top
- 10067**- 7 3/4" X 7 3/4" bottom, 7" X 7" top



**11410i**- Cast Iron Column, 9 1/4" ht., slip 1/4 IP, top seat 1 1/2", bottom seat 1 1/4". Satin black finish - match for base #10070i



**10427U**-Die Cast Brass Column, 8 1/2" ht., slips 1/4 IP, top seat 1 5/16", bottom seat 1 5/16". Unfinished



**10423U**- Die Cast Brass Column, 6 1/2" ht., slip 1/4 IP, top seat 1 5/16", bottom seat 1 1/2". Unfinished



**10416U**- Die Cast Brass Column, 5 1/4" ht., slip 1/4 IP, top seat 7/8", bottom seat 7/8". Unfinished



**10413U**- Cast Brass Column, 3 5/8" ht., slip 1/8 IP, top seat 7/8", bottom seat 7/8". Unfinished



**10013** - Cast brass Victorian lamp base, polished and lacquered, with 1/8IP center slip, 2 13/16" diameter top, 8" overall diameter, 1 1/8" ht.



**10426U**- Die Cast Brass Column, 7" ht., slip 1/8 IP, top seat 1 1/4", bottom seat 1 7/8". Unfinished



**10424U**- Die Cast Brass Column, 13 1/8" ht., slip 1/4 IP, top seat 2", bottom seat 3 1/4". Unfinished

# Cast & Spun Brass Modern Lamp Bases

Modern style SPUN BRASS base, 1/8F (7/16" dia) center hole and wire way hole (7/16" dia), 1 1/8" height. Bottom w/rolled in edge. Sizes refer to dia.



## Nickel Plated Brass

- I0053N**- 4" top x 5 3/8" base
- I0054N**- 4 1/2" top x 5 7/8" base
- I0055N**- 5" top x 6 3/8" base
- I0056N**- 5 1/2" top x 6 7/8" base
- I0057N**- 6" top x 7 3/8" base
- I0058N**- 7" top x 8 3/8" base



## Unfinished Brass

- I0053U**- 4" top x 5 3/8" base
- I0054U**- 4 1/2" top x 5 7/8" base
- I0055U**- 5" top x 6 3/8" base
- I0056U**- 5 1/2" top x 6 7/8" base
- I0057U**- 6" top x 7 3/8" base
- I0058U**- 7" top x 8 3/8" base



## Antique Brass

- I0053A**- 4" top x 5 3/8" base
- I0054A**- 4 1/2" top x 5 7/8" base
- I0055A**- 5" top x 6 3/8" base
- I0056A**- 5 1/2" top x 6 7/8" base
- I0057A**- 6" top x 7 3/8" base
- I0058A**- 7" top x 8 3/8" base

Modern style SPUN BRASS base, 1/8F (7/16" dia) center hole and wire way hole (7/16" dia), 1" height. Bottom w/rolled in edge. Size refers to base dia.




## Nickel Plated Brass

- I0059N** - 4" dia.
- I0060N** - 4 1/2" dia.
- I0061N** - 5" dia.
- I0062N** - 5 1/2" dia.
- I0063N** - 6" dia.



## Unfinished Brass

- I0059U** - 4" dia.
- I0060U** - 4 1/2" dia.
- I0061U** - 5" dia.
- I0062U** - 5 1/2" dia.
- I0063U** - 6" dia.



## Antique Brass

- I0059A** - 4" dia.
- I0060A** - 4 1/2" dia.
- I0061A** - 5" dia.
- I0062A** - 5 1/2" dia.
- I0063A** - 6" dia.



Heavy, die cast brass modern style base or canopy, 3/4" height, slip 1/8IP center hole. Unfinished brass

## Unfinished Brass

- I0042U** - 4" diameter
- I0043U** - 4 1/2" diameter
- I0044U** - 5" diameter
- I0045U** - 5 1/2" diameter
- I0046U** - 6 1/4" diameter



Modern style SPUN BRASS base, 1/8F (7/16" dia) center hole and NO wire way hole. 1" ht. Bottom with rolled in edge. Size refers to base diameter. Stackable for service as break (see illustration below).

## Unfinished Brass

- I0050U** - 4" dia.
- I0051U** - 5" dia.

## Antique Brass

- I0050A** - 4" dia.
- I0051A** - 5" dia.

## Nickel Plated Brass

- I0050N** - 4" dia.
- I0051N** - 5" dia.



STACKABLE for service as break.  
#10051U shown with #10063U base.

# Clear Acrylic Lamp Bases

## FOR STACKING



Footed, round acrylic base, 1" thick, w/counter sunk center hole, **No wire way**,  $\frac{7}{16}$ " dia. center hole. Comes with 4 clear feet.

- I0295**- 5" dia.,  $1\frac{3}{16}$ " ht.
- I0296**- 6" dia.,  $1\frac{3}{16}$ " ht.
- I0297**- 7" dia.,  $1\frac{3}{16}$ " ht.
- I0298**- 8" dia.,  $1\frac{3}{16}$ " ht.



Round acrylic base with counter sunk center hole, **No wire way**,  $\frac{7}{16}$ " dia. center hole. (for stacking)

- I0233**- 4" dia., 1" ht.
- I0234**- 5" dia., 1" ht.
- I0235**- 6" dia., 1" ht.
- I0236**- 7" dia., 1" ht.



Round acrylic base w/counter sunk center hole **With wire way**,  $\frac{7}{16}$ " dia. center hole.

- I0280**- 4" dia.,  $\frac{3}{4}$ " ht.
- I0281**- 4  $\frac{1}{2}$ " dia.,  $\frac{3}{4}$ " ht.
- I0282**- 5" dia., 1" ht.
- I0283**- 5  $\frac{1}{2}$ " dia., 1" ht.
- I0291**- 5  $\frac{3}{4}$ " dia., 1" ht.
- I0284**- 6" dia., 1" ht.
- I0292**- 6  $\frac{1}{4}$ " dia., 1" ht.
- I0285**- 6  $\frac{1}{2}$ " dia., 1" ht.
- I0286**- 7" dia., 1" ht.
- I0240**- 8" dia., 1" ht.
- I0241**- 9" dia., 1" ht.



Footed, square acrylic base, 1" thick, w/counter sunk center hole, **No wire way**,  $\frac{7}{16}$ " dia. center hole Comes with 4 clear feet.

- I0230**- 5" dia.,  $1\frac{3}{16}$ " ht.
- I0231**- 6" dia.,  $1\frac{3}{16}$ " ht.
- I0232**- 7" dia.,  $1\frac{3}{16}$ " ht.

## FOR STACKING



Square acrylic base, 1" thick, with counter sunk center hole, **No wire way**,  $\frac{7}{16}$ " dia. center hole. (for stacking)

- I0237**- 4" dia., 1" ht.
- I0238**- 5" dia., 1" ht.
- I0239**- 6" dia., 1" ht.



Square acrylic base w/counter sunk center hole, **with wire way**,  $\frac{7}{16}$ " dia. center hole.

- I0287**- 3  $\frac{3}{4}$ " dia.,  $\frac{3}{4}$ " ht.
- I0288**- 4  $\frac{1}{2}$ " dia.,  $\frac{3}{4}$ " ht.
- I0289**- 5  $\frac{1}{4}$ " dia., 1" ht.
- I0293**- 5  $\frac{1}{2}$ " dia., 1" ht.
- I0294**- 5  $\frac{3}{4}$ " dia., 1" ht.
- I0290**- 6" dia., 1" ht.
- I0242**- 7" dia., 1" ht.
- I0243**- 8" dia., 1" ht.



Footed, Rectangular acrylic base, 1" thick, with  $\frac{7}{16}$ " dia. counter sunk pipe hole, **No wire way**. Base has 4 clear feet.

- I0244**- 6" x 8" x  $1\frac{3}{16}$ " ht.
- I0245**- 8" x 10" x  $1\frac{3}{16}$ " ht.

# Wooden Lamp Bases, Vase Caps, Figurine Bases



Nice Quality Oriental Wooden Base - Hand carved hardwood, Waxed Rosewood finish, w/1/8F center hole.

- |                        |                        |
|------------------------|------------------------|
| <b>I0260R</b> - 3"     | <b>I0264R</b> - 5"     |
| <b>I0261R</b> - 3 1/2" | <b>I0265R</b> - 5 1/2" |
| <b>I0262R</b> - 4"     | <b>I0266R</b> - 6"     |
| <b>I0263R</b> - 4 1/2" | <b>I0267R</b> - 6 1/2" |



Nice Quality Oriental Wooden Base - Hand carved hardwood, Waxed Black finish, w/1/8F center hole.

- |                        |                        |
|------------------------|------------------------|
| <b>I0260B</b> - 3"     | <b>I0264B</b> - 5"     |
| <b>I0261B</b> - 3 1/2" | <b>I0265B</b> - 5 1/2" |
| <b>I0262B</b> - 4"     |                        |
| <b>I0263B</b> - 4 1/2" |                        |



Nice Quality Oriental Wooden Base - Hand carved hardwood, Waxed Rosewood finish, w/1/8F center hole.

- |                        |                        |
|------------------------|------------------------|
| <b>I0250R</b> - 3"     | <b>I0254R</b> - 5"     |
| <b>I0251R</b> - 3 1/2" | <b>I0255R</b> - 5 1/2" |
| <b>I0252R</b> - 4"     | <b>I0256R</b> - 6"     |
| <b>I0253R</b> - 4 1/2" | <b>I0257R</b> - 6 1/2" |



Nice quality wooden vase cap, unfinished sanded hardwood with 1/8IP center hole slip

- |                             |                             |
|-----------------------------|-----------------------------|
| <b>I0210U</b> - 2" dia.     | <b>I0215U</b> - 4 1/2" dia. |
| <b>I0211U</b> - 2 1/2" dia. | <b>I0216U</b> - 5" dia.     |
| <b>I0212U</b> - 3" dia.     | <b>I0217U</b> - 6" dia.     |
| <b>I0213U</b> - 3 1/2" dia. | <b>I0218U</b> - 7" dia.     |
| <b>I0214U</b> - 4" dia.     | <b>I0219U</b> - 8" dia.     |



Nice Quality Wooden Vase Cap, Waxed Rosewood finish matches our Rosewood finish Oriental Bases, 1/8IP center hole slip

- |                        |                        |
|------------------------|------------------------|
| <b>I0210R</b> - 2"     | <b>I0214R</b> - 4"     |
| <b>I0211R</b> - 2 1/2" | <b>I0215R</b> - 4 1/2" |
| <b>I0212R</b> - 3"     | <b>I0216R</b> - 5"     |
| <b>I0213R</b> - 3 1/2" | <b>I0217R</b> - 6"     |




Nice Quality Oriental Wooden Base - Hand carved hardwood, Waxed Black finish, w/1/8F center hole.

- |                        |                        |
|------------------------|------------------------|
| <b>I0251B</b> - 3 1/2" | <b>I0255B</b> - 5 1/2" |
| <b>I0252B</b> - 4"     | <b>I0256B</b> - 6"     |
| <b>I0253B</b> - 4 1/2" | <b>I0257B</b> - 6 1/2" |
| <b>I0254B</b> - 5"     |                        |



Nice quality wooden vase cap, sanded hardwood w/waxed black finish and 1/8IP center hole slip

- |                             |                             |
|-----------------------------|-----------------------------|
| <b>I0210B</b> - 2" dia.     | <b>I0214B</b> - 4" dia.     |
| <b>I0211B</b> - 2 1/2" dia. | <b>I0215B</b> - 4 1/2" dia. |
| <b>I0212B</b> - 3" dia.     | <b>I0216B</b> - 5" dia.     |
| <b>I0213B</b> - 3 1/2" dia. | <b>I0217B</b> - 6" dia.     |



Oval Figurine Base, unfinished sanded hardwood with 1/8F center hole, 1/8F figurine pipe hole & wire way hole, 1 1/16" ht.

- |                             |
|-----------------------------|
| <b>I0270U</b> - 4" x 6" top |
| <b>I0271U</b> - 5" x 7" top |
| <b>I0272U</b> - 6" x 8" top |
| <b>I0273U</b> - 7" x 9" top |



Round (teardrop) Figurine Base, unfinished sanded hardwood w/ 1/8F center hole, 1/8F figurine hole & wire way hole, 1 1/16" ht.

- |                                 |
|---------------------------------|
| <b>I0276U</b> - 5" X 6" top     |
| <b>I0277U</b> - 6" X 7 1/2" top |

# Wooden Lamp Bases



Modern style wooden base, unfinished sanded hardwood (not laminated) with counter sunk 1/8IP center hole slip and wire way hole.

Item No.	Top Dia.	Bottom Dia.	Height
<b>I0301U</b>	4"	4 <sup>3</sup> / <sub>4</sub> "	1 <sup>3</sup> / <sub>8</sub> "
<b>I0302U</b>	4 <sup>1</sup> / <sub>2</sub> "	5 <sup>1</sup> / <sub>4</sub> "	1 <sup>3</sup> / <sub>8</sub> "
<b>I0303U</b>	5"	5 <sup>3</sup> / <sub>4</sub> "	1 <sup>3</sup> / <sub>8</sub> "
<b>I0304U</b>	5 <sup>1</sup> / <sub>2</sub> "	6 <sup>1</sup> / <sub>4</sub> "	1 <sup>3</sup> / <sub>8</sub> "
<b>I0305U</b>	6"	6 <sup>3</sup> / <sub>4</sub> "	1 <sup>1</sup> / <sub>2</sub> "
<b>I0306U</b>	6 <sup>1</sup> / <sub>2</sub> "	7 <sup>1</sup> / <sub>4</sub> "	1 <sup>1</sup> / <sub>2</sub> "
<b>I0307U</b>	7"	7 <sup>3</sup> / <sub>4</sub> "	1 <sup>1</sup> / <sub>2</sub> "
<b>I0308U</b>	7 <sup>1</sup> / <sub>2</sub> "	8 <sup>1</sup> / <sub>4</sub> "	1 <sup>1</sup> / <sub>2</sub> "
<b>I0309U</b>	8"	8 <sup>3</sup> / <sub>4</sub> "	1 <sup>1</sup> / <sub>2</sub> "
<b>I0310U</b>	8 <sup>1</sup> / <sub>2</sub> "	9 <sup>1</sup> / <sub>4</sub> "	1 <sup>1</sup> / <sub>2</sub> "
<b>I0311U</b>	9"	9 <sup>3</sup> / <sub>4</sub> "	1 <sup>1</sup> / <sub>2</sub> "



Modern style wooden base, sanded hardwood with waxed black finish with counter sunk 1/8IP center hole slip and wire way hole.

Item No.	Top Dia.	Bottom Dia.	Height
<b>I0301B</b>	4"	4 <sup>3</sup> / <sub>4</sub> "	1 <sup>3</sup> / <sub>8</sub> "
<b>I0302B</b>	4 <sup>1</sup> / <sub>2</sub> "	5 <sup>1</sup> / <sub>4</sub> "	1 <sup>3</sup> / <sub>8</sub> "
<b>I0303B</b>	5"	5 <sup>3</sup> / <sub>4</sub> "	1 <sup>3</sup> / <sub>8</sub> "
<b>I0304B</b>	5 <sup>1</sup> / <sub>2</sub> "	6 <sup>1</sup> / <sub>4</sub> "	1 <sup>3</sup> / <sub>8</sub> "
<b>I0305B</b>	6"	6 <sup>3</sup> / <sub>4</sub> "	1 <sup>1</sup> / <sub>2</sub> "
<b>I0306B</b>	6 <sup>1</sup> / <sub>2</sub> "	7 <sup>1</sup> / <sub>4</sub> "	1 <sup>1</sup> / <sub>2</sub> "
<b>I0307B</b>	7"	7 <sup>3</sup> / <sub>4</sub> "	1 <sup>1</sup> / <sub>2</sub> "
<b>I0308B</b>	7 <sup>1</sup> / <sub>2</sub> "	8 <sup>1</sup> / <sub>4</sub> "	1 <sup>1</sup> / <sub>2</sub> "
<b>I0309B</b>	8"	8 <sup>3</sup> / <sub>4</sub> "	1 <sup>1</sup> / <sub>2</sub> "
<b>I0310B</b>	8 <sup>1</sup> / <sub>2</sub> "	9 <sup>1</sup> / <sub>4</sub> "	1 <sup>1</sup> / <sub>2</sub> "
<b>I0311B</b>	9"	9 <sup>3</sup> / <sub>4</sub> "	1 <sup>1</sup> / <sub>2</sub> "



Modern style solid wood (not laminated) base. Unfinished, sanded hard wood with 1/8IP center hole slip, countersunk and with wire way hole, 1<sup>1</sup>/<sub>8</sub>" height, top & sides well sanded and ready to paint

- I0312U**- 4" diameter
- I0313U**- 5" diameter
- I0314U**- 6" diameter
- I0315U**- 7" diameter
- I0316U**- 8" diameter



Modern style solid wood lamp base (not laminated). Unfinished sanded hard wood with counter sunk 1/8IP slip center hole and wire way hole. Top & sides well sanded and ready to paint. All bases with 1<sup>1</sup>/<sub>4</sub>" ht.

Item No.	Top Dia.	Bottom Dia.	Height
<b>I0220U</b>	4"	5 <sup>1</sup> / <sub>2</sub> "	1 <sup>1</sup> / <sub>4</sub> "
<b>I0221U</b>	4 <sup>1</sup> / <sub>2</sub> "	6"	1 <sup>1</sup> / <sub>4</sub> "
<b>I0222U</b>	5"	6 <sup>1</sup> / <sub>2</sub> "	1 <sup>1</sup> / <sub>4</sub> "
<b>I0223U</b>	5 <sup>1</sup> / <sub>2</sub> "	7"	1 <sup>1</sup> / <sub>4</sub> "
<b>I0224U</b>	6"	7 <sup>1</sup> / <sub>2</sub> "	1 <sup>1</sup> / <sub>4</sub> "
<b>I0225U</b>	6 <sup>1</sup> / <sub>2</sub> "	8"	1 <sup>1</sup> / <sub>4</sub> "
<b>I0226U</b>	7"	8 <sup>1</sup> / <sub>2</sub> "	1 <sup>1</sup> / <sub>4</sub> "
<b>I0227U</b>	8"	9 <sup>1</sup> / <sub>2</sub> "	1 <sup>1</sup> / <sub>4</sub> "
<b>I0228U</b>	9"	10 <sup>1</sup> / <sub>2</sub> "	1 <sup>1</sup> / <sub>4</sub> "

# Onyx & Marble Bases & Breaks



Round, light green onyx,  $\frac{3}{4}$ " thick with countersunk center hole. Edges not rounded - crisp 90 degree angles.

### Lamp Breaks

**I4319** - 3" dia., Break, slips 1/4IP pipe, no wire way

**I4318** - 4" dia., Break, slips 1/4IP pipe, no wire way

**I4320** - 5" dia., Break, slips 1/4IP pipe, no wire way

**I4321** - 6" dia., Break, slips 1/4IP pipe, no wire way

### Table Lamp Bases

**I4322** - 5" dia., Base, slips 1/8IP pipe,  $\frac{5}{16}$ " wire way

**I4323** - 6" dia., Base, slips 1/8IP pipe,  $\frac{5}{16}$ " wire way



Square, light green onyx,  $\frac{3}{4}$ " thick with  $\frac{7}{16}$ " center hole countersunk  $\frac{3}{8}$ " deep,  $\frac{7}{8}$ " dia., and with  $\frac{5}{16}$ " wireway. Edges not rounded - crisp 90 degree angles.

### Table Lamp Break

**I4310G**- 3" Sq. Break, slips 1/8IP pipe, no wire way

### Table Lamp Bases

**I4311G**- 5" Sq. Base, slips 1/8IP pipe,  $\frac{5}{16}$ " dia. wire way

**I4312G**- 6" Sq. Base, slips 1/8IP pipe,  $\frac{5}{16}$ " dia. wire way



**I4405** -  $2\frac{1}{2}$ " X  $1\frac{1}{8}$ " Flat, Round Onyx Break, light green color, center hole slip 1/4 IP



**I4406**-  $2\frac{1}{2}$ " dia. Onyx Ball, light green color, center hole slip 1/4 IP



Round, black zebra marble base,  $\frac{3}{4}$ " thick with countersunk center hole that slips 1/8 IP pipe, and has a  $\frac{5}{16}$ " wire way. Edges not rounded - crisp 90 degree angles.

### Table Lamp Bases

**I4322B**- 5" dia., Base, slips 1/8IP pipe,  $\frac{5}{16}$ " wire way

**I4323B**- 6" dia., Base, slips 1/8IP pipe,  $\frac{5}{16}$ " wire way



Square, black zebra marble base,  $\frac{3}{4}$ " thick with  $\frac{7}{16}$ " center hole countersunk  $\frac{3}{8}$ " deep,  $\frac{7}{8}$ " dia., and with  $\frac{5}{16}$ " wireway. Edges not rounded - crisp 90 degree angles.

### Table Lamp Bases

**I4311B**- 5" Sq. Base, slips 1/8IP pipe,  $\frac{5}{16}$ " wire way

**I4312B**- 6" Sq. Base, slips 1/8IP pipe,  $\frac{5}{16}$ " wire way



Round, pearl white marble base,  $\frac{3}{4}$ " thick with  $\frac{7}{16}$ " countersunk center hole that slips 1/8 IP pipe, and has a  $\frac{5}{16}$ " wire way. Edges not rounded - crisp 90 degree angles.

### Table Lamp Bases

**I4322W**- 5" dia., Base, slips 1/8IP pipe,  $\frac{5}{16}$ " wire way

**I4323W**- 6" dia., Base, slips 1/8IP pipe,  $\frac{5}{16}$ " wire way



Square, pearl white marble,  $\frac{3}{4}$ " thick with  $\frac{7}{16}$ " center hole countersunk  $\frac{3}{8}$ " deep,  $\frac{7}{8}$ " dia., Edges not rounded - crisp 90 degree angles.

### Table Lamp Break

**I4310** - 3" Sq. Break, slips 1/8IP pipe, no wire way

### Table Lamp Bases

**I4311** - 5" Sq. Base, slips 1/8IP pipe,  $\frac{5}{16}$ " dia. wire way

**I4312** - 6" Sq. Base, slips 1/8IP pipe,  $\frac{5}{16}$ " dia. wire way



**I4410**- 5" X  $1\frac{1}{2}$ " dia. light green onyx column with center hole slip 1/4 IP



**I0002** - 3 piece marble & brass base with 1/8 IP slip and wire way. Comes with 3" sq. top, 5" sq. bottom, approx.  $2\frac{1}{4}$ " ht.

**I0300** - 4" Square cast brass break with 1/8 IP slip center hole, polished & lacquered.



# Bushings, Grommets, Connectors, & Loaders



**26909**- Turned brass, cord inlet bushing. 1/8M thread - 1/4" inside dia., 3/8" overall length.



**21024**- Turned brass, cord inlet bushing. 1/4M thread - 3/8" overall length.



**Brass Connectors For Bases and Fonts**  
-Polished and Lacquered-

- 10100**- 1 1/4" X 1" X 1 1/8" ht.
- 10101**- 1 3/8" X 1" X 1 3/8" ht.
- 10103**- 2 1/16" X 1 3/8" X 1 1/4" ht.
- 10105**- 2 1/2" X 2 1/4" X 1" ht. with flared bottom, fits base #10006, font #50700
- 10106**- 2 1/2" X 2 1/2" X 1/2" ht., fits base #10001 & #10006
- 10107**- 2 1/16" X 2 1/4" X 7/8" ht., connects font #50700 to column #53900
- 10108**- 3" X 1 1/2" X 1 3/8" ht., fits base #10000
- 10109**- 3" X 2 1/4" X 1 3/8" ht., fits base #10000
- 10111**- 3" X 2 15/16" X 1" ht., fits base #10000
- 10112**- 3 3/4" X 2 15/16" X 1 1/16" ht., fits base #10000
- 10113**- 3 1/2" X 3 3/4" X 3/4" ht., fits base #10003 & #10014
- 10115**- 2 7/16" X 2 1/4" X 1" ht., fits base #10000
- 10116**- 2 9/16" X 2 9/16" X 7/8" ht., fits some antique fonts & base #10012
- 10117**- 2 9/16" X 2 9/16" X 1 1/4" ht., fits some antique fonts & base #10012
- 10118**- 2 1/2" X 2 15/32" X 7/16" ht., fits some antique fonts
- 10119**- 4 7/8" X 4" X 1 1/16" ht., fits some ant. fonts



**26910**- Black

1/4" I.D. Snap-Type Plastic Heyco Bushing. Requires 7/16" mounting hole.



**26911**- Gold snap-in cord bushing, fits a 5/16" hole for 18/2 SPT-1 cord



**26914**- Gold Color



1/8M Bakelite Cord Bushings fit twisted pair and parallel lamp cord. Your choice of color.

**26900** - Black  
**26904** - White



1/8F Bakelite Cord Bushings fit twisted pair and parallel lamp cord. Your choice of color.

**26901** - Black  
**26905** - White



1/4F Bakelite Cord Bushings fit twisted pair and parallel lamp cord. Choice of color.

**26907** - Black  
**26906** - White



## CAST IRON LOADERS



**23904**- Cast iron loader, 1 lb., 3 1/2" O.D., 1/2" thick, slip 1/4 IP



**23900**- Cast iron loader, 2 lb., 4 1/2" O.D., 7/8" thick, slip 1/4 IP



**23906**- Cast Iron Loader, 1.45 lb., 4" dia., 1/2" thick. Center hole slips 1/4 IP pipe



**23903**- Cast iron loader, 1/2 lb., 2 1/16" O.D., 1/2" thick, slip 1/8 IP



**23905**- Cast Iron Loader, 2.45 lb., 5 1/8" dia., 1/2" thick. Center hole slips 1/4 IP pipe



**23902**- Cast iron loader, 5 lb., 9 1/2" O.D., 1 1/8" thick, tapped 1/4 IP. Fits base #10015.


# Seamless Brass Tubing -Columns - Floor Lamp Parts

See pages [H-57](#) and [H-58](#) for complete selections of check rings and related hardware

## Brass Tubing

### Best Quality, Seamless Standard Wall

- A.) 10353N** - 3/4" O.D. X 48" Nickel Plated Brass
- 10353A** - 3/4" O.D. X 48" Antique Bronze Finish
- 10353B** - 3/4" O.D. X 48" Ant. Brass Finish
- B.) 10358** - 1" O.D. X 48" Unfinished
- C.) 10352** - 3/4" O.D. X 36" Polished & Lacq.
- 10353** - 3/4" O.D. X 48" Polished & Lacq.
- 10354** - 3/4" O.D. X 48" Unfinished
- D.) 10350** - 1/2" X 36" Polished & Lacquered
- 10351** - 1/2" X 48" Unfinished
- 10351N** - 1/2" X 48" Nickel Finish
- E.) 10320** - 3/4" O.D. X 36" Square Brass Tube, Unfinished
- F.) 10325** - 3/4" O.D. X 48" Plain Hexagonal Brass Tube, Unfinished
- G.) 10366** - 1 1/4" O.D. X 48" Reeded Tube, Unfinished
- H.) 10364** - 1" X 48" Reeded Tube, Unfinished
- I.) 10359** - 3/4" O.D. X 36" Reeded Tube, Polished & Lacquered
- 10361** - 3/4" X 48" Reeded Tube, Unfin.
- J.) 10373** - 3/4" O.D. X 48" Rope Style Brass Tube, Unfinished



**10413U**- Cast Brass Column, 3 5/8" ht., slip 1/8 IP, top seat 7/8", bottom seat 7/8". Unfinished



**10416U**- Die Cast Brass Column, 5 1/4" ht., slip 1/4 IP, top seat 7/8", bottom seat 7/8". Unfinished



**10423U**- Die Cast Brass Column, 6 1/2" ht., slip 1/4 IP, top seat 15/16", bottom seat 1 1/2". Unfinished brass



**10426U**- Die Cast Brass Column, 7" ht., slip 1/8 IP, top seat 1 1/4", bottom seat 1 7/8". Unfin.



**10424U**- Die Cast Brass Column, 13 1/8" ht., slip 1/4 IP, top seat 2", bottom seat 3 1/4". Unfinished



**11410i**- Cast Iron Column, 9 1/4" ht., slip 1/4 IP, top seat 1 1/2", bottom seat 1 1/4". Satin black finish - match for base #10070i



**10927U** - Stamped brass IES Glass Holder. For 3" fitter IES glass and covers Mogul sockets, with key slot and 3 set screws, center hole slips 1/4 IP, 5" ht. Unfinished



Die cast brass lamp base. 5 1/4" top dia., 8 3/4" overall dia., 1 3/8" ht.

- 10010** - Polished & Lacq.
- 10010U** - Unfinished

**10070i** - Cast Iron Floor Lamp Base w / S a t i n Black finish, 3 1/2" ht., 10" dia. Weight: 6 lbs. 3 oz.



# Bridge Lamp Arms



**11998i-**  
Early Victorian style cast iron bridge arm with bows, clover, and crown design. Satin black finish - tapped 1/4F X 1/8F. Arm accepts swivel nozzle or a swivel bracket socket cap. 12" long.




**11998-** Early Victorian style cast brass bridge arm with bows, clover, and crown design. Polished and lacq. - tapped 1/4F X 1/8F. Arm accepts swivel nozzle or a swivel bracket socket cap. 12" long.



**11996-** Victorian style bridge arm, cast iron with satin black finish, "Parrot" design, tapped 1/4F X 1/8F. Arm accepts swivel nozzle or a swivel bracket cap. 13" long X 10<sup>3</sup>/<sub>4</sub>" height.




**11985-** Highly ornate Victorian style bridge lamp arm with griffin and floral swags. Solid brass, polished and lacquered, tapped 1/4F X 1/8F. Arm will accept a swivel socket nozzle or a swivel bracket socket cap . 14<sup>1</sup>/<sub>2</sub>" long, 7" ht.



**11961-** Victorian style bridge arm, cast iron with satin black finish, "Bellflower" motif, tapped 1/4F X 1/8F. 10<sup>1</sup>/<sub>2</sub>" long X 5<sup>3</sup>/<sub>4</sub>" height.



**11964-** Early style bridge arm, cast iron with satin black finish, "Angel" motif, tapped 1/4F X 1/8F. 11<sup>3</sup>/<sub>4</sub>" long X 7<sup>3</sup>/<sub>4</sub>" ht.



**11963-** Victorian style Double bridge arm, cast iron with satin black finish, "Bows & Clovers" motif. Tapped 1/4F X 1/8F X 1/8F. 19<sup>1</sup>/<sub>2</sub>" long X 10<sup>1</sup>/<sub>4</sub>" height.



**40314-** Brass plated, bridge arm swivel bracket socket cap adapter. Designed to screw into any 1/8 F socket cap. If used on a floor lamp bridge arm, we recommend using B & P's complete socket #48240.

# Clusters, Cluster Bodies, & Figurine Arm



**TURNED BRASS 2-PC. CLUSTER BODY - UNFINISHED**  
Ht. 1 1/8"; Dia. 1 1/8"  
Top 1/8F; Bott. 1/8F  
**10455-** 2-Light  
**10456-** 3-Light  
1/8F side holes.



**LARGE TURNED BRASS 2-PC. CLUSTER BODY - UNFINISHED**  
Ht. 1 9/16"; Dia. 1 9/16"  
Top 1/8F; Bottom 1/8F  
**10450A-** 2-Light  
**10451A-** 3-Light  
**10452A-** 4-Light  
1/8F side holes.



**LARGE TURNED BRASS 2-PC. CLUSTER BODY - UNFINISHED**  
Ht. 1 9/16"; Dia. 1 9/16"  
Top 1/8F; Bottom 1/4F  
**10450-** 2-Light  
**10451-** 3-Light  
**10452-** 4-Light  
1/8F side holes.



Solid Brass 3-Arm Cluster Body, top & bottom tap 1/8F, arms threaded 1/2" x 1/8M, 3 1/2" dia.  
**10404U-** Unfinished (pictured)  
**10404-** Polished & Lacq.



**10435** - Turned Brass 2-Piece Modern Cluster Body, 1 1/2" diameter, 1 1/4" height, Top & bottom tapped 1/8F, **2 side holes** tapped 1/8F, unfinished



**10436** - Turned Brass 2-Piece Modern Cluster Body, 1 1/2" diameter, 1 1/4" height, Top & bottom tapped 1/8F, **3 side holes** tapped 1/8F, unfinished



**10437** - Turned Brass 2-Piece Modern Cluster Body, 1 1/2" diameter, 1 1/4" height, Top & bottom tapped 1/8F, **4 side holes** tapped 1/8F, unfinished



**10438U-** Turned Brass modern cluster, 3/4" tall X 1 1/8" top diameter, tap 1/8F bottom and 1/8F **2 top holes**, unfinished



**10439U-** Turned Brass modern cluster, 3/4" tall X 1 1/8" top diameter, tap 1/4F bottom and 1/8F **3 top holes**, unfinished



**10408-** S-type, 2-Light Cluster Body. 7 1/2" across, 1/8F top, 1/4F bottom with 1/8 IP arms. Brass plated steel.



**12039**

Figurine extension assembly. Adjusts from 10" to 15". 1/8 IP top & bottom with large knurled lock-nuts. Steel, brass plated & lacquered.

**EXTRA LARGE TURNED BRASS 2-PC. CLUSTER BODY - UNFINISHED**  
Ht. 2 9/16"; Dia. 2 9/16"  
Top 1/8F; Bottom 1/4F; 1/8F side holes.

- 10441U-** 3-Light
- 10442U-** 4-Light
- 10443U-** 5-Light
- 10444U-** 6-Light
- 10445U-** 8-Light



3-Arm Heavy Brass Cluster Body, 5" spread. 1/8F x 1/8F body with 1/8M arms.

- 10459B-** Antique Bronze Finish (pictured)
- 10459U-** Unfinished Brass



**10407U-** S-type, 2-Light cluster body - solid brass. 5 1/4" across body 1/8F x 1/8F, 1/8 IP arms. Unfinished

# Brass Fixture Arms



**12062U-** Brass bent arm, 1/8 IP tube, 1 1/2" X 1 1/2" ht. Polished, no lacquer.




**12063U-** Brass bent arm, 1/8 IP tube, 1 3/4" X 1 3/4" ht. Polished, no lacquer.



**12064U-** Brass bent arm, 1/8 IP tube, 2" X 2 1/2" ht. Polished, no lacquer.



**12061U-** Brass bent arm, 1/8 IP tube, 5 1/8" Long X 3 5/8" ht. Polished, no Lacquer. Possible use for "S" cluster (below)



**12069U-** Brass Bent Arm, 2" x 2", 1/8M X 1/8M, unfinished brass



**12070U-** Brass Bent Arm, 1 3/4" x 3", 1/8M X 1/8M, unfinished brass




**12071U-** Brass Bent Arm, 2 3/8" x 4 7/8", 1/8M X 1/8M, unfinished brass



**12065U-** Brass bent arm, 1/8 IP tube, 4 1/2" wide X 4 1/4" ht. Polished, no Lacquer.




**12060U-** Brass pin up bent arm, 1/8 IP tube, 3 5/8" Long X 1 3/4" ht. Polished, no lacquer.




Brass pin-up arm, 1/8M x 1/8M. Pol. & lacq.

**10440-** 7" long

**12980-** 5 3/4" long



**12067U-** Brass bent arm, 1/8 IP tube, 5 1/4" wide X 3" ht. Unfinished



**12077-** Standard Steel Flexible Arm, 19/32" diameter, 12" long, 1/8M x 1/8M, polished chrome plated finish



**11926U-** 3 3/4" long die cast brass modern style arm with wire way, 1 9/16" tall, 1 1/16" square shape, tap 1/8F x 1/8F, unfinished brass



**11927U-** 3 3/4" long die cast brass modern style arm with wire way, 1 9/16" tall, 1/2" x 3/4" rectangular shape, tap 1/8F x 1/8F, unfinished brass



**12068U-** Brass bent arm (2 piece set), 1/8 IP tube, 7" wide X 5 1/2" ht. Unfinished.



**11928U-** 3 3/4" long die cast brass modern style arm with wire way, 1 9/16" tall, 3/4" diameter (round shape), tap 1/8F x 1/8F, unfinished

Beaded Round Locknut, Brass. Functions as stop on arm ends



**20721-** Burn. & Lacq.

**20721N-** Nickel Plate

**20721U-** Brass, Unfin.

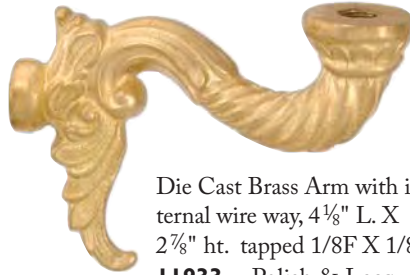
1/8F, 3/32" thick, 9/16" dia

See page H-51 for straight pipe with threaded ends


# Brass Fixture Arms




**11969U**- 3<sup>7</sup>/<sub>8</sub>" L. X 2<sup>3</sup>/<sub>8</sub>" ht. die cast brass arm with internal wire way, tapped 1/8F X 1/8F. Unfinished



Die Cast Brass Arm with internal wire way, 4<sup>1</sup>/<sub>8</sub>" L. X 2<sup>7</sup>/<sub>8</sub>" ht. tapped 1/8F X 1/8F.  
**11933** - Polish & Lacq.  
**11933U**- Unfinished



**11945U**- 4<sup>7</sup>/<sub>8</sub>" L. X 3<sup>1</sup>/<sub>4</sub>" ht. Die Cast Brass Arm with internal wire way, tapped 1/8F X 1/8F. Unfinished



Die Cast Brass Arm with internal wire way. Tapped 1/8F X 1/8F, Unfinished.

**11939U** - 4" L. X 3" ht.  
**11940U** - 6<sup>1</sup>/<sub>4</sub>" L. X 4" ht.



Die Cast Brass Arm with internal wire way. Tapped 1/8F X 1/8F

Unfinished

**11930U** - 5" L. X 3<sup>1</sup>/<sub>2</sub>" ht.

**11983U**- 6<sup>1</sup>/<sub>2</sub>" L. X 4<sup>1</sup>/<sub>2</sub>" ht.

**11984U**- 9" L. X 5<sup>5</sup>/<sub>8</sub>" ht.

Polished & Lacquered

**11930** - 5" L. X 3<sup>1</sup>/<sub>2</sub>" ht.

**11983**- 6<sup>1</sup>/<sub>2</sub>" L. X 4<sup>1</sup>/<sub>2</sub>" ht.

**11984**- 9" L. X 5<sup>5</sup>/<sub>8</sub>" ht.



**11935U** - 5<sup>1</sup>/<sub>2</sub>" L X 3" ht.  
 Die Cast Brass Arm with internal wire way. Tapped 1/8F X 1/8F, Unfinished.



**11942U**- 6<sup>1</sup>/<sub>4</sub>" L. X 6<sup>3</sup>/<sub>4</sub>" ht. Die Cast Brass Arm with internal wire way, tapped 1/8F X 1/8F. Unfinished



**11937U**- 6" L X 2<sup>3</sup>/<sub>4</sub>" ht.  
**11938U**- 8" L X 3<sup>1</sup>/<sub>4</sub>" ht.

Die cast brass arm with internal wire way, tapped 1/8F X 1/8F. Unfinished.



**11931U**- Die Cast Brass Arm with external wire way, 5<sup>1</sup>/<sub>2</sub>" L. X 5<sup>1</sup>/<sub>2</sub>" ht. tapped 1/8F X 1/8F. Unfinished

# Cast Brass Arms, Arm Backs, & Gas Cocks



**11960U**- 2 1/4" L. X 2 1/2" ht. die cast brass arm with internal wire way, tapped 1/8F X 1/8F. Unfinished



**11970U**- 3" L. X 1 1/4" ht. die cast brass arm with internal wire way, tapped 1/8F X 1/8F. Unfinished



**11950U**- 6 5/8" L. X 5 1/8" ht. Die Cast Brass Arm with internal wire way, tapped 1/8F X 1/8F. Unfinished



**11953U** - 8" L X 7 1/2" ht. Die Cast Brass Arm with internal wire way. Tapped 1/8F X 1/8F, Unfinished.

**10479U**- 4" X 4" arm back. Tapped 1/8F x 1/8F. Unfinished brass.



**10475U**- 2 1/4" x 2" arm back. Tapped 1/8F x 1/8F. Unfinished.



Die Cast Brass Arm with internal wire way, 6 1/8" L. X 4 1/4" ht. tapped 1/8F X 1/8F.

**11982** - Polish & Lacq.  
**11982U**- Unfinished



**10477U**- 1 3/8" ht. x 1 1/2" arm back. Tapped 1/8F x 1/8F. Unfinished.



3 3/8" X 1 3/8" gas cock tapped 1/8F.  
**10984U**- Unfinished



1 7/8" cast brass gas cock tapped 1/8F.  
**10980**- Pol. & lacq.  
**10980U**- Unfin.



**10476U**- 1 5/8" ht. X 1 3/4" arm back. Tapped 1/8F x 1/8F. Unfinished.



**10487U**- 4" ht. X 2 1/4" die cast brass arm back tapped 1/8F X 1/8F. Unfinished



**10485U**- 6 1/8" X 3 3/8" die cast arm back, tapped 1/8F x 1/8F. Unfinished.

# Cast Brass & Stamped Brass Candle Cups & Husks



**21806U**-Die Cast Brass Candle Cup, 2 1/4" ht., 1 1/2" O.D., 1 1/4" inside top opening, mounts standard or candelabra candle cover, tap 1/8F. Unfinished



Die Cast Brass Candle Cup, 1 7/8" ht., 1 1/4" O.D., 1 1/16" inside top opening. Candle Cup seats candelabra cover, tap 1/8F.

**21801** - Polished & Lacq.  
**21801U**- Unfinished



Die Cast Brass Candle Cup, 2 3/8" ht., 1 1/2" O.D., 1" inside top opening. mounts standard or candelabra candle cover, tap 1/8F.

**21800U**- Unfinished  
**21800**- Polished & Lacq.



Die Cast Brass Candle Cup, 2 1/2" ht., 1 5/16" dia., 1 5/16" inside top opening, mounts standard or candelabra candle cover. Tap 1/8F.

**21807U**- Unfinished  
**21807**- Polished & Lacquered



**21805U**- Die Cast Brass Candle Cup, 1 3/4" ht., 1 5/8" O.D., 7/8" inside top opening, mounts standard or candelabra candle cover tap 1/8F. Unfinished



**21804U**- Die Cast Brass Candle Cup, 1 5/8" ht., 1 5/8" O.D., 1" inside top opening, mounts standard or candelabra candle cover. Tap 1/8F. Unfinished



**21813U**- Die cast brass candle cup, 1 3/8" tall x 1 3/8" O.D. x 7/8" I.D., tap 1/8F, Unfinished

**21802U**- Die Cast Brass Candle Cup, 1 1/2" ht., 1 3/8" O.D., 1 1/16" inside top opening. Candle Cup seats candelabra cover, tap 1/8F. Unfinished



**11634U**- Brass Cup or Husk, 1/8 IP slip, 2 5/8" dia., 2 1/4" ht., Unfinished



**11526U**- Stamped brass cup, 1 5/8" tall x 1 5/8" O.D. x 1 1/8" I.D., slips 1/8IP, Unfinished



**11630U**- Stamped Brass Candle Cup, 1 1/2" ht., 1 5/8" O.D., seats standard or candelabra candle cover, slips 1/8 IP. Unfinished



**10917U**- Unfinished. 1 1/8" Tulip or Lily Shape Holder or Candle Cup, 1 1/2" ht., 1 1/8" O.D., snap fitter for art glass shades, slips 1/8 IP.



**11678U**- Brass Husk with 2 3/4" dia., 2 3/8" ht., slips 1/8 IP. Covers most standard base sockets. Unfinished



**11628U** - Stamped Brass Candle Cup, 1 1/8" ht., 1 3/8" O.D., 1 1/16" inside top opening. Seats candelabra candle cover, slips 1/8 IP. Unfinished



**11629U**- Stamped Brass Candle Cup, 1 1/4" ht., 2" O.D., 1 3/8" inside top opening. Seats standard candle cover, slips 1/8 IP. Unfinished



**11524U**- Stamped brass candle cup, 1 1/16" tall x 1 7/16" O.D. x 1 3/16" I.D., slips 1/8IP. Unfinished



**11525U**- Stamped brass candle cup, 1" tall x 1 1/2" O.D. x 1 1/8" I.D., slips 1/8IP. Unfinished

# Stamped Steel & Brass Candle Cups, Husks, Socket Cups



**11629N**- Nickel Finish Stamped Steel Candle Cup, 1 1/4" ht., 2" O.D., 1 5/8" inside top opening. Seats standard candle cover, slips 1/8 IP.



**11556**- Stamped Steel Candle Cup / Husk, 1 1/2" ht., 1 5/8" O.D., slips 1/8 IP. Unfinished



**11559**- Stamped Steel Candle Cup / Husk, 2" ht., 2 1/2" O.D., slips 1/8 IP. Unfinished



**11558**- Stamped Steel Candle Cup / Husk, 2 3/8" ht., 2 7/8" O.D., slips 1/8 IP. Unfinished



**11561** - Stamped Steel Candle Cup / Husk, 1 5/8" ht., 1 5/8" O.D., slips 1/8 IP. Unfinished



**11628N**- Nickel Finish Stamped Steel Candle Cup, 1 1/8" ht., 1 3/8" O.D., 1 1/16" inside top opening. Seats candelabra candle cover, slips 1/8 IP.

## Metal Socket Cup for E12 Socket

Metal socket cup, 1 7/8" tall, 1" diameter, 15/16" inside diameter, fits E12 (candelabra) porcelain socket 48312 and other short candelabra sockets, center hole slips 1/8IP. Your choice of metal/finish



**11660** - Brass Plated Steel



**11660N** - Nickel Plated Steel



**11660S** - Unfinished Steel



**11660U** - Unfinished Brass

## Metal Socket Cup for E26 Socket

Metal socket cup, 2" tall, 1 1/2" diameter, 1.46" inside diameter, fits E26 (medium) sockets 48101, 48104, & 48105, center hole slips 1/8IP. Your choice of metal/finish



**11661** - Brass Plated Steel



**11661N** - Nickel Plated Steel



**11661SN** - Satin Nickel Plated Steel



**11661U** - Unfinished Brass



**22624U**- Solid brass decorative socket cover. Fits all standard and electrolier (medium) size keyless sockets. 2 3/8" ht., 2 3/8" dia. Unfinished



**11663S**- Metal "Eyeball" socket cup, unfinished steel, 2 1/8" tall, 2 9/16" diameter, 1 7/8" opening, fits E26 sockets 48101, 48104, & 48105, center hole slips 1/8IP



**11662S**- Metal socket cup, unfinished steel, 3" tall, 1 5/8" diameter, 1 9/16" inside diameter, fits E26 sockets 48101, 48104, & 48105, center hole slips 1/8IP



**11527U**- Stamped brass neckless candelabra socket cup, 2 3/4" tall x 1 3/4" O.D., 1 5/8" I.D., slips 1/8IP, hole, unfinished brass

# Stamped Brass & Steel Bobesche & Leaves



**11557-** Stamped Steel Bobesche, 3 3/8" dia., 7/8" ht., slips 1/8 IP. Unfinished



**11537U-** Stamped Brass Rosette, 1 1/2" dia., 1/8" deep, slips 1/8 IP Unfinished



**11707U-** Unfinished. 2 1/2" Square stamped brass Mission style candle cup or break, slips 1/8 IP



**11522U-** Stamped brass bobesche, 5/16" tall x 2 15/16" O.D., slips 1/8IP, Unfinished brass



**11523U-** Stamped brass bobesche, 15/16" tall x 5" O.D., slips 1/8IP, Unfinished brass



**11563-** Stamped Steel Bobesche, 4" dia., 7/8" ht., slips 1/8 IP. Unfin.



**11535U-** Stamped Brass Rosette, 2 1/8" dia., 1/4" deep, slips 1/8 IP Unfinished



**11696U-** Reeded Bobesche slips 1/8 IP. 4" dia. X 1 5/8" ht. Unfinished



**11676U-** Reeded Break or Bobesche. 3 1/2" X 1 1/2". Slips 1/8 IP. Unfinished



**11562-** Stamped Steel Canopy or Bobesche, 6" dia., 1 1/4" ht., slips 1/8 IP. Unfinished



**11578U-** Stamped Brass Bobesche, 2 3/16" dia., 3/16" ht., slips 1/8 IP. Unfinished



**11578N-** Stamped brass bobesche, 5/16" tall x 2 5/16" O.D., slips 1/8IP, nickel plated finish



Stamped Bobesche, 2 3/4" dia., 1/2" ht., slips 1/8 IP.  
**11632U-** Brass, Unfinished  
**11632N-** Nickel Plated Brass



**11584U-** Stamped Brass Bobesche, 4" dia., 7/8" ht., slips 1/8 IP. Unfinished



**11579U-** Stamped Brass Bobesche, 2 3/4" dia., 7/8" ht., slips 1/8 IP. Unfinished



**11583U-** Stamped Brass Bobesche, 4" dia., 1 1/8" ht., slips 1/8 IP. Unfinished



**11582U-** Stamped Brass Bobesche, 3 3/8" dia., 5/8" ht., slips 1/8 IP. Unfinished



Stamped Brass Leaf, Unfinished  
**11536U-** 3 3/8" ht., 1 1/8" wide  
**11530U-** 6 1/2" ht., 1 1/2" wide



Stamped Steel Leaf, Unfinished  
**11544-** 3 1/4" ht., 1 1/8" wide  
**11542-** 4 3/4" ht., 1 1/2" wide  
**11541-** 6 1/2" ht., 1 1/2" wide

# Die Cast Brass Bobesche



**21854U-** Die Cast Brass Bobesche, 3 1/4" dia., slips 1/8 IP. Unfinished



**21862U-** Die Cast Brass Bobesche with prism holes, 3 1/2" dia., slips 1/8 IP. Unfinished



**21859U-** Die Cast Brass Bobesche, 3 3/4" dia., slips 1/8 IP. Unfinished



**21867U-** Die Cast Brass Bobesche, 4 1/2" dia., slips 1/8 IP. Unfinished



**21861U-** Die Cast Brass Bobesche, 4" dia., slips 1/8 IP. Unfinished



**21857U-** Die Cast Brass Bobesche, 2 3/8" dia., slips 1/8 IP. Unfinished



**21858U-** Die Cast Brass Bobesche, 2 1/2" dia., slips 1/8 IP. Unfinished



**21856U-** Die Cast Brass Bobesche, 2" dia., slips 1/8 IP. Unfinished



**21808U-** 2 1/8" cast brass bobesche, 1/4" tall, slips 1/8IP center hole, unfinished



**21809U-** 3 1/4" cast brass bobesche, 1/2" tall, slips 1/8IP center hole, unfinished



**21810U-** 2 3/8" cast brass bobesche, 3/8" tall, slips 1/8IP center hole, unfinished

# Die & Cast Brass Bobesche



**21865U**- Die Cast Brass Bobesche, 4<sup>3/8</sup>" dia., slips 1/8 IP. Unfinished. No prism holes



Die Cast Brass Bobesche, 3<sup>7/8</sup>" dia., slips 1/8 IP. Unfinished

**21864U**- No prism holes

**21864H**- With 5 prism holes drilled, one each on tip of petal.



**21812U**- 2<sup>1/8</sup>" cast brass bobesche, 7/16" tall, slips 1/8IP center hole, unfinished



Die Cast Brass Bobesche, 4" dia., slips 1/8 IP.

**21853U**- Unfinished

**21853**- Polished & Lacq



**21811U**- 3<sup>5/8</sup>" cast brass bobesche, 1/2" tall, slips 1/8IP center hole, unfinished



Die Cast Brass Bobesche, 3<sup>3/16</sup>" dia., slips 1/8 IP.

**21852U**- Unfinished

**21852**- Polished & Lacq



Die Cast Brass Bobesche, 2<sup>3/8</sup>" dia., slips 1/8 IP.

**21851U**- Unfinished

**21851**- Polished & Lacquered



Die Cast Brass Bobesche, 2" dia., slips 1/8 IP.

**21850U**- Unfinished

**21850**- Polished & Lacquered

# Turn of the Century Style Cluster Body Parts for Fixture, Gas, Table and Floor Lamps.



Reeded Brass **CAP OR COVER**, 1/8 IP center hole slip, Unfinished.  
**11696U**- 4" Dia., 1 5/8" ht.



Smooth Brass **CAP OR COVER**, 1/8 IP center hole slip, Unfinished.  
**11617U**- 3" Dia., 1 1/2" ht.  
**11612U**- 4" Dia., 2" ht.



Smooth Brass **CAP OR COVER**, 1/8 IP center hole slip, Unfinished.  
**11610U**- 3" Dia., 1 3/8" ht.  
**11609U**- 4" Dia., 1 5/8" ht.



**CENTER RING**

Stamped Brass **CENTER RING** w/steel body, side holes slip 1/8 IP, center hole tap 1/8F. Unfinished.

**YOUR CHOICE:** -Ring Diameter  
 -No. of Side Holes

- 11613U**- 3" Dia., No Side Holes
- 11614U**- 3" Dia., 3 Side Holes
- 11615U**- 3" Dia., 5 Side Holes
- 11602U**- 4" Dia., No Side Holes
- 11603U**- 4" Dia., 3 Side Holes
- 11604U**- 4" Dia., 4 Side Holes
- 11605U**- 4" Dia., 5 Side Holes
- 11606U**- 4" Dia., 6 Side Holes



Smooth Brass **CAP OR COVER**, 1/8 IP center hole slip, Unfinished.  
**11616U**- 3" Dia., 3" ht.  
**11607U**- 4" Dia., 4" ht.



Reeded Brass **CAP OR COVER**, 1/8 IP center hole slip, Unfinished.  
**11608U**- 4" Dia., 4" ht.

**A**ssemble your fixture body by choosing the cap style, cap diameter, and the number of side (arm) holes that you require for your lamp. The caps or covers are used top & bottom, as pictured at above. Remember to select a cap diameter that matches the center ring diameter.

## Solid Brass, Turn of the Century Style Breaks, Necks, and Small Fonts for Fixture, Gas, Table and Floor Lamps. ALL SLIP 1/8 IP



**11687U**- Reeded Break. 2" dia., 1 3/8" ht. Unfin. brass



Round Reeded Break.  
**11682U**- 1" dia., Unfinished brass  
**11683U**- 1 3/8" dia., Unfinished brass



**11680U**- Reeded Break. 1 3/8" dia., 2 3/4" ht. Unfin. brass



**11701U**- Small Brass Neck, Unfinished. 1 1/16" ht. X 1 3/16" dia.



**11626U**- Small Brass Neck, Unfinished. 1 1/4" ht. X 1 15/16" dia.



**11622U**- Small Brass Neck, Unfinished. 3/4" ht. X 1 1/16" dia.



**11701N**- Small Brass Neck, Nickel Finish. 1 1/16" ht. X 1 3/16" dia.



**11700U**- Small Brass Neck, 1/16" ht. X 1" dia. Unfin. brass

Small brass necks / connectors. These are used to provide a neat connection between breaks, bobesche, finials, and clusters on many hanging fixtures.

**11601U**- Reeded Break or Small Font. 3 1/8" dia., 4" ht., 2-pc., slips 1/8 IP. Unfinished



# Sputnik Parts: Modern Balls, Bodies, Canopies, Arms, Cups

- *Finest Quality Stampings, Castings, & Turnings* -



**11670U**- 2 piece stamped brass hollow ball, 2" diameter, slips 1/8IP center. Unfinished brass



**11685U**- 3" diameter 2-piece brass modern hollow ball, slips 1/8IP top & bottom, cap with flange, unfinished



Die cast brass canopy, slips 1/8IP center hole, unfin. brass

**11786U**- 4 3/4" dia., 2 3/8" deep

**11795U**- 5 1/2" dia., 2 3/4" deep

**10850U**- Modern conical shaped E26 medium socket cup or cast brass glass shade holder, 1 1/4" top diameter, 3 5/16" bottom diameter, 4" height, tap 1/8F center hole, unfinished brass



2 piece stamped brass hollow ball, slips 1/8IP center. Unfinished brass  
**11671U**- 3" dia.  
**11672U**- 4" dia.



**11645U** - 2-pc. heavy cast, hollow brass ball, 3" diameter, slips 1/8IP center hole, Unfinished brass



**11646U** - 2-pc. heavy cast, hollow brass ball, 4" diameter, slips 1/8IP center hole, Unfinished



2 piece heavy cast, hollow brass ball, slips 1/8IP center hole, Unfinished  
**11647U** - 4 3/4" dia.  
**11651U** - 5 1/2" dia.

Metal socket cup, 1 7/8" tall, 1" diameter, 15/16" inside diameter, fits E12 (candelabra) porcelain socket 48312 and other short candelabra sockets, center hole slips 1/8IP. Your choice of metal/finish

## Metal Socket Cup for E12 Socket



**11660** - Brass Plated Steel



**11660N** - Nickel Plated Steel



**11660S** - Unfinished Steel



**11660U** - Unfinished Brass

## Metal Socket Cup for E26 Socket

Metal socket cup, 2" tall, 1 1/2" diameter, 1.46" inside diameter, fits E26 (medium) sockets 48101, 48104, & 48105, center hole slips 1/8IP. Your choice of metal/finish



**11661** - Brass Plated Steel



**11661N** - Nickel Plated Steel



**11661SN** - Satin Nickel Plated Steel



**11661U** - Unfinished Brass



**11663S**- Metal "Eyeball" socket cup, unfinished steel, 2 1/8" tall, 2 9/16" diameter, 1 7/8" opening, fits E26 sockets 48101, 48104, & 48105, center hole slips 1/8IP



**11662S**- Metal socket cup, unfinished steel, 3" tall, 1 5/8" diameter, 1 1/16" inside diameter, fits E26 sockets 48101, 48104, & 48105, center hole slips 1/8IP



**11527U**- Stamped brass neckless candelabra socket cup, 2 3/4" tall x 1 3/4" O.D., 1 5/8" I.D., slips 1/8IP, hole, unfinished brass

## 3/8" PIPE FOR BENDING OR THREADING



3/8 inch outside diameter soft brass pipe for bending and threading, 36" long  
**10328U** - Unfinished brass  
**10328N** - Nickel plated brass



**10438U**- Turned Brass modern cluster, 3/4" tall x 1 1/8" top diameter, tap 1/8F bottom and 1/8F 2 top holes, unfinished



**10439U**- Turned Brass modern cluster, 3/4" tall x 1 1/8" top diameter, tap 1/4F bottom and 1/8F 3 top holes, unfinished

**10441U**- 3-Light  
**10442U**- 4-Light  
**10443U**- 5-Light  
**10444U**- 6-Light  
**10445U**- 8-Light



**EXTRA LARGE TURNED BRASS 2-PC. CLUSTER BODY - UNFINISHED**  
Ht. 2 1/16", Dia. 2 1/16", Top 1/8F; Bottom 1/4F; 1/8F side holes

# Die Cast Brass Body Caps & Center Rings

- *Finest Quality Italian Castings* -



Die cast brass cap or canopy, slips 1/8IP, Unfinished  
**11727U** - 4" dia. brass cap, 1 5/16" ht.  
**11728U** - 4 3/4" dia. brass canopy or cap, 1 5/8" ht.



Die cast brass cap, slips 1/8IP. Unfinished brass  
**11720U** - 4" dia., 1 3/8" ht.  
**10819U** - 4 3/4" dia., 1 3/4" ht.



Die cast brass canopy or cap, slips 1/8IP. Unfinished brass  
**11722U** - 5 1/2" dia., 2" ht.  
**11723U** - 6 1/4" dia., 2 3/8" ht.



Die cast brass cap, 1" height, slips 1/8IP, unfinished  
**11724U** - 3 1/8" dia., 1" ht.  
**11725U** - 4" dia., 1 1/16" ht.



**11726U** - 5 1/2" diameter die cast brass canopy or cap, 1 5/8" height, slips 1/8IP, unfinished

Cast Brass **CENTER RING**, no side hole center ring, 1" height, tap 1/8F. Unfinished

- 11570U**- 3" diameter
- 11573U**- 4" diameter
- 11565U**- 4 3/4" diameter
- 11566U**- 5 1/2" diameter
- 11567U**- 6 1/4" diameter



Cast Brass **CENTER RING**, center hole tap 1/8F, side holes slip 1/8 IP. Unfin.

Your Choice: Ring Diameter  
No. of Side (Arm) Holes

- 11571U**- 3" Dia., 2 Side Holes
- 11572U**- 3" Dia., 3 Side Holes
- 11574U**- 4" Dia., 3 Side Holes
- 11575U**- 4" Dia., 4 Side Holes
- 11576U**- 4" Dia., 5 Side Holes



**CENTER RING**

## Die Cast Brass Fixture Body Parts

**A**ssemble your fixture body by choosing the cap style, cap diameter, and the number of side (arm) holes that you require for your lamp. The caps or covers are used top & bottom, as pictured at right. Remember to select a cap diameter that matches the center ring diameter.

Die Cast Brass **CAP OR COVER**, 1/8 IP center hole slip, Unfinished.

- 11554U**- 4" Dia., 1 3/4" ht.

Die Cast Brass **CAP OR COVER**, 1/8 IP center hole slip, Unfinished.

- 11553U**- 4" Dia., 1 3/8" ht.

Die Cast Brass **CAP OR COVER**, 1/8 IP center hole slip, Unfinished.

- 11552U**- 3" Dia., 7/8" ht.
- 11555U**- 4" Dia., 1 1/16" ht.



# Nickel Plated Body & Cover Parts for Crystal Chandeliers

Stamped Covers &  
Bodies, Steel mate-  
rial with Nickel  
Plated finish

## 3" Diameter



**11636N**- 3" dia., slip 1/8 IP  
center hole - no arm-hole (arm  
holes can be drilled)



**11635N**- 3" dia., stamped body  
with open top for mounting  
cover, center hole in bottom  
tapped 1/8F.

## 4" Diameter



**11641N**- 4" dia., slip 1/8 IP  
center hole - no arm-hole (arm  
holes can be drilled)



**11642N**- 4" dia., slip 1/8 IP  
center hole - 3 arm-holes (slip  
1/8 IP)



**11643N**- 4" dia., slip 1/8 IP  
center hole - 5 arm-holes (slip  
1/8 IP)



**11644N**- 4" dia., slip 1/8 IP  
center hole - 6 arm-holes (slip  
1/8 IP)



**11640N**- 4" dia., stamped body  
with open top for mounting  
cover, center hole in bottom  
tapped 1/8F.

### For Sizing the Body/Cover to fit your glass bobesche.



- A three inch (3") diameter body/cover will fit inside a 5" diameter glass bobesche
- A four inch (4") diameter body/cover will fit inside a 6" diameter glass bobesche

# Glass Holders



Solid brass glass holder cup for 1<sup>5</sup>/<sub>8</sub>" fitter glass. 1<sup>7</sup>/<sub>8</sub>" O.D. X 1<sup>3</sup>/<sub>8</sub>" ht.

- 10747**- Brass, polish & lacquered
- 10747U**- Brass, unfinished
- 10747N**- Nickel plated brass



**10909U**- Cast Brass Cup for 1<sup>3</sup>/<sub>4</sub>" glass, 1<sup>7</sup>/<sub>8</sub>" tall X 2" O.D. . Slips 1/8IP, Unfinished



**10695U**- Die Cast Brass Deco Style holder, 2<sup>1</sup>/<sub>4</sub>" fitter size, 1<sup>1</sup>/<sub>2</sub>" ht., 2<sup>3</sup>/<sub>16</sub>" O.D slips 1/8 IP. Unfinished



**10765U** - 2<sup>1</sup>/<sub>4</sub>" fit die cast brass holder, 1<sup>7</sup>/<sub>8</sub>" tall x 2<sup>5</sup>/<sub>8</sub>" diameter, slips 1/8F, 3 set screws, unfinished

Stamped steel neckless pendant glass shade holder socket cover, 1.2" tall x 1.94" O.D., slips 1/8IP, for use with 2.25" fitter neckless pendant glass shades (glass hole I.D. 1<sup>5</sup>/<sub>8</sub>"). May be used with our sockets #48108, 47705 - page H-22

- 11529N**- Nickel Plated (pictured)
- 11529A**- Antique Brass Finish
- 11529BK**- Satin Black Finish



Nickel plated



Antique brass



Satin black

Stamped steel neckless pendant glass shade holder socket cover, 1.60" tall x 2.40" O.D., slips 1/8IP, for use with 2.25" fitter neckless pendant glass shades (glass hole I.D. 1<sup>5</sup>/<sub>8</sub>"). May be used with our sockets #48108, 47705 - page H-22

- 11521BK**- Satin Black Finish
- 11521A**- Antique Brass Finish
- 11521N**- Nickel Plated Brass



Satin black



Antique brass



Nickel plated



Item #11521A shown with neckless shade



**10850U**- Modern conical shaped E26 medium socket holder or cast brass glass shade holder, 1<sup>1</sup>/<sub>4</sub>" top diameter, 3<sup>5</sup>/<sub>16</sub>" bottom diameter, 4" height, tap 1/8F center hole, unfinished brass

# 2 1/4" Fitter Fixture Shade Holders



**10741U** - 2 1/4" fitter stamped brass holder, 3 set screws, slips 1/8IP, 2 1/8" height



2 1/4" brass, bell type shade holder. 2 3/4" ht. - 2 7/16" actual dia.

**10779**- w/key slot, Polished & Lacquered

**10779U**- w/key slot, Unfinished



2 1/4" brass, bell type shade holder. 2 9/16" tall, 2 1/2" actual dia. for over-sized shades. No key slot

**10778U**- Unfin. brass

**10778**- Pol. & Lacq



**10778N**- 2 1/4" Nickel Plated (brass) bell type shade holder. 2 9/16" tall, 2 1/2" actual dia. for over-sized shades.



2 1/4" Reeded brass holder with rolled edge & 3 screw eyelets & set screws. 2 1/4" tall. Slightly over sized to accommodate thick glass.

**10777**- Pol. & Lacq.

**10777U**- Unfinished



Spun Brass Fixture Shade Holder for 2 1/4" fitter shades. 2 1/8" deep w/rolled edges & 3 screw eyelets. Slips 1/8 IP.

**10763**- Pol. & lacquered

**10763U**- Unfinished



2 1/4" fitter, spun brass, bulbous shaped shade holder, 2 9/16" ht. X 2 3/4" dia., slips 1/8 IP.

**10750U**- w/key slot, Unfin.

**10751**- No key slot, Pol. & Lacquered

**10751U**- No key slot, Unfin.



2 1/4" fitter, stamped brass neo-classical style shade holder w/rolled edge, 3 screw eyelets & screws. Slips 1/8 IP, 2 1/2" ht.

**10715**- Pol. & Lacq.

**10715U**- Unfinished



2 1/4" fitter, stamped brass shade holder with key slot, 3 screw eyelets & screws. Slips 1/8 IP, 2 5/8" ht.

**10717U**- Polished, No Lacquer

**10718U**- Polished, No Lacq., No key slot



2 1/4" Sheffield design brass holder stamped from antique molds. Has rolled edge and 3 eyelets & set screws. Slips 1/8 IP, 2 5/8" tall.

**10769**- Polished& Lacq.

**10769U**- Unfinished



**11587U**- 2 1/4" Stamped Brass, Deco Style Holder with 3 screw eyelets & set screws. Slip 1/8 IP, 1 1/2" ht., Unfinished



**11587N**- 2 1/4" Stamped Deco Style Holder with 3 screw eyelets & set screws. Slip 1/8 IP, 1 1/2" ht., Steel, Nickel Finish



**10776U**- 2 1/4" fitter, unfinished stamped brass Mission style shade holder w/key slot, 2 3/4" tall, 2 1/2" X 2 1/2" dia.



2 1/4" fitter, stamped brass Mission style shade holder without key slot, 2 3/4" tall, 2 1/2" X 2 1/2" dia.

**10759** - Polished & Lacq.

**10759U** - Unfinished



2 1/4" fitter brass Arts & Crafts or Transition style holder. 2 1/2" tall, 3 3/4" outside dia. Looks great when used on "Shower" type fixtures. The inside diameter is actually 2 7/16" for oversized fitters.

**10799** - Pol. & Lacq.

**10799U** - Unfinished



2 1/4" fitter size, Clamp-on type shade holder has improved design with rosette head screws & antique shape.

**10785**- Solid Brass

**10787**- Brass Plated Steel


**10785N**- Nickel Plated Brass



**10719A**- 2 1/4" size fitter, Antique Brass Finish, Arts & Crafts Hammered Brass Shade Holder. This holder will work well on Shower and Pan type fixtures. Heavy gauge, nicely-made. 3 1/2" ht.

# UNO-Type Shade Holders


## SOLID BRASS



2 1/4"  
Fitter

**S**olid Brass, 2 1/4" fitter, Screw-on, Uno-type Shade Holder w/solid brass "rosette" set screws. Your choice of finish


- 10786** - Polished & lacquered brass
- 10786U** - Unfinished brass
- 10786A** - Antique brass finish
- 10786B** - Antique bronze finish
- 10786N** - Nickel plated finish
- 10786SN** - Satin nickel finish



3 1/4"  
Fitter

Solid Brass, 3 1/4" fitter, Screw-on, Uno-type Shade Holder w/solid brass "rosette" set screws. Your choice of finish

- 10727** - Polished & lacquered brass
- 10727U** - Unfinished brass
- 10727A** - Antique brass finish
- 10727B** - Antique bronze finish
- 10727N** - Nickel plated finish
- 10727SN** - Satin nickel finish



4"  
Fitter

Solid Brass, 4" fitter, Screw-on, Uno-type Shade Holder w/solid brass "rosette" set screws. Your choice of finish

- 10728** - Polished & lacquered brass
- 10728U** - Unfinished brass
- 10728A** - Antique brass finish
- 10728B** - Antique bronze finish
- 10728N** - Nickel plated finish
- 10728SN** - Satin nickel finish



# Brass Lamp Shade Holders



Cast brass shade holders with 1/8F center hole.  
**10770**- 2 1/4" fitter, Polished & Lacquered  
**10770U**- 2 1/4" fitter, Unfinished  
**10773**- 2 5/8" fitter, Polished & Lacquered  
**10773U**- 2 5/8" fitter, Unfinished



Cast brass holders with tapped 1/8F center hole and 3 set screws.  
**10771**- 3 1/4" fitter Unfinished  
**10772**- 4" fitter, Pol. & Lacq.  
**10772U**- 4" fitter, Unfinished



4" fitter cast brass holder with classical Acanthus leaves and beaded decoration, center hole tap 1/8F, with 3 thumb screws.  
**10794** - Pol. & Lacq.  
**10794U** - Unfinished



Stamped brass holders with 3 set screws. Slips 1/8 IP.  
**10774** - 4" fitter, Pol. & Lacq.  
**10774U**- 4" fitter, Unf.  
**10775** - 5" fitter, Pol. & Lacq.  
**10775U**- 5" fitter, Unf.



10762N

5" fitter, Stamped, solid brass gas shade holder w/scalloped edge design, slips 1/8 IP, original 1880 design.  
**10798** - 5" fitter, Pol./Lacq.  
**10798U**- 5" fitter, Unfinished



10762U

Spun Brass Fixture Shade Holder to fit 3 1/4" fitter glass shades. 2 1/2" deep w/rolled edges and three screw eyelets. Slip 1/8 IP.  
**10762N**- Nickel Plated Brass  
**10762**- Brass, Polish & Lacquer  
**10762U**- Brass, Unfinished



**11588U**- 3 1/4" fitter, Stamped Brass Deco Style Holder with 3 screw eyelets & set screws. Slip 1/8 IP, 1 3/8" ht., Unfinished



Spun Brass Fixture Shade Holder for 4" fitter shades. 2 1/2" deep with rolled edges & 3 screw eyelets. Slips 1/8 IP.

**10764N**- Nickel Plated Brass  
**10764**- Brass, Polished & Lacq.  
**10764U**- Brass, Unfinished  
**10764A**- Brass, Antique Bronze Finish  
**10764B**- Brass, Antique Brass Finish  
**10764S**- Steel, Unfinished



Spun Brass Fixture Shade Holder for 6" fitter shades. 3 3/8" ht. with rolled edges & 3 screw eyelets. Slips 1/8 IP.

**10766N**- Nickel Plated Brass  
**10766**- Brass, Polished & lacquered  
**10766U**- Brass, Unfinished  
**10766A**- Brass, Antique Bronze Finish  
**10766B**- Brass, Antique Brass Finish  
**10766S**- Steel, Unfinished



**11589U**- 4" fitter, Stamped Brass Deco Style Holder with 3 screw eyelets & set screws. Slip 1/8 IP, 1 7/8" ht., Unfinished

# Brass Lamp Shade Holders



**10767N**- Spun brass fixture shade holder with loop, Art Deco design, for 6" fitter shades 8"ht.. X 6 3/8" dia. Nickel Plated



Unwired (i.e. no socket included) Brass 2-piece fixture kit, assembled w/ canopy & shade holder. Universal crossbar and canopy screws included. D=Drop

**11872N**- 6" fitter, 6" D., Nickel Plate

**11872U**- 6" fitter, 6" D., Unfin. Brass

**11872S**- 6" fitter, 6" D., Unfin. Steel

**11872**- 6" fitter, 6" D., Pol. & Lacq.

**11872B**- 6" fitter, 6" D., Ant. Brass

**11872A**- 6" fitter, 6" D., Ant. Bronze

**11871N**- 4" fitter, 5" drop., Nickel Plate

**11871U**- 4" fitter, 5" drop., Unfin. Brass

**11871S**- 4" fitter, 5" drop., Unfin. Steel

**11871**- 4" fitter, 5" drop., Pol. & Lacq.

**11871B**- 4" fitter, 5" drop., Ant. Brass

**11871A**- 4" fitter, 5" drop., Ant. Bronze

**11870** - 3 1/4" fitter, 5" drop., Polished & Lacquered finish

**11869** - 2 1/4" fitter, 4 3/4" drop., Polished & Lacquered finish



**10850U**- Modern conical shaped E26 medium socket cup or cast brass glass shade holder, 1 1/4" top diameter, 3 5/16" bottom diameter, 4" height, tap 1/8" center hole, unfinished brass



**10915**- Spun brass shade holder w/decorative cast brass flange & loop with wire way. 4" fitter.



**10927U**- Unfinished, stamped brass IES Glass Holder. For 3" fitter IES glass and covers Mogul sockets, with key slot and 3 set screws, center hole slips 1/4 IP, 5" ht.



Spun Brass Bead-Chain Shade Holder. For mounting 3 strands of #6 bead from the holder to a Bead-Chain shade. Has 2 1/2" I.D. and covers standard sockets, center hole slips 1/8 IP, 3 3/8" ht.

**10929**- Polished & Lacq.

**10929N**- Nickel Plated Brass

**10929S**- Steel, Unfinished



**10923**- Brass gallery with side outlet & 1/8 IP slip bottom. Accepts 3" base chimney and fits our ball shade holders #10783 & #10793, and our tripod #12795. Polished & Lacquered.

# Tripod Type Shade Holders

*Check our Lower Prices On Tripods!*



**Under Socket Type Holder - Solid Brass**

Polished and Lacquered

**10740- 7"**

**10742- 10"**

**T**hese brass plated tripod shade holders are sized to fit snugly to lamp burners or galleries and safely support glass lamp shades. Center ring is solid brass.

Tripod Item Number	Fits Shade Size	Center Size	For Burner / Gallery	Fits B & P Part No.
<b>12710</b>	4"	1 <sup>7</sup> / <sub>32</sub> "	Nutmeg	10600
<b>12710N - Nickel Plated</b>	4"	1 <sup>7</sup> / <sub>32</sub> "	Nutmeg	10600N
<b>12711</b>	6"	2 <sup>1</sup> / <sub>8</sub> "	# 1 Queen	10611, 30200 thru 30203
<b>12712</b>	7"	2 <sup>1</sup> / <sub>8</sub> "	# 1 Queen	10611, 30200 thru 30203
<b>12713</b>	7"	2 <sup>9</sup> / <sub>16</sub> "	# 2 Queen	10622, 10624A, 30211 thru 30213
<b>12719</b>	10"	2 <sup>9</sup> / <sub>16</sub> "	# 2 Queen	10622, 10624A, 30211 thru 30213
<b>12714</b>	7"	2 <sup>13</sup> / <sub>16</sub> "	# 2 Brass Plated	12621, 30204-series & 30207-series burners
<b>12715</b>	7"	2 <sup>13</sup> / <sub>16</sub> "	# 2 Brass Plated	12621, 30204-series & 30207-series burners
<b>12717</b>	10"	2 <sup>11</sup> / <sub>16</sub> "	# 2 Brass Plated	12621, 30204-series & 30207-series burners
<b>12718</b>	10"	3 <sup>1</sup> / <sub>16</sub> "	# 3 Burner & 3" Gallery	10923
<b>12714</b>	7"	2 <sup>13</sup> / <sub>16</sub> "	Central Draft & Rayo	30231 thru 30233 & 30235 thru 30237
<b>12716</b>	10"	2 <sup>13</sup> / <sub>16</sub> "	Central Draft & Rayo	30231 thru 30233 & 30235 thru 30237
<b>12716N- Nickel Plated</b>	10"	2 <sup>13</sup> / <sub>16</sub> "	Central Draft & Rayo	30231 thru 30233 & 30235 thru 30237
<b>12795*</b>	10"	3 <sup>1</sup> / <sub>8</sub> "	designed to fit some ALADDIN® brand burners* and B & P Lp Supply burners	10680, 10681, 30441 thru 30450, 30461 thru 30470, & 30241 thru 30246
<b>12795N*- Nickel Plated</b>	10"	3 <sup>1</sup> / <sub>8</sub> "	designed to fit some ALADDIN® brand burners* and B & P Lp Supply burners	10680, 10681, 30441 thru 30450, 30461 thru 30470, & 30241 thru 30246



10" fitter size, Nickel Plated Tripod shade holder with protective coating.

**12795N**- tripod\* with 3<sup>1</sup>/<sub>8</sub>" I.D. center designed to fit some Aladdin® Brand burners .

**12716N**- fits C.D. & Rayo type burners with 2<sup>13</sup>/<sub>16</sub>" center size.

\*The products identified in this advertisement are manufactured by B&P Lamp Supply, Inc. and are not licensed, inspected, or warranted by Aladdin Industries, LLC. They should not be confused with Aladdin® brand products or parts manufactured by Aladdin Mantle Lamp Co. of Clarksville, Tennessee. Aladdin® is a registered trademark of Aladdin Industries LLC.

# Shade Bands & Shade Ring Type Holders



**10735** - Brass, Polished and Lacq. finish  
**10735N** - Nickel Finish

Special 10" fitter, Under Burner type holder. Fits under Rayo and Central Draft type burners and mounts onto most Rayo brand and some other brands of C.D. type table lamps. Solid brass. Top ring fits 10" diameter shades, bottom ring has an inside dia. of 2 5/8".



**Check our  
 Lower Prices!**

10" shade ring and tripod\* designed to fit Aladdin® brand burners and B & P burners. Solid brass, fits under models 7-12, A, B, C, 21C & 23

**10739**- Brass Polished & Lacq.  
**10739N** - Nickel Plated



**Under Socket Type Holder - Solid Brass**  
 Polished and Lacquered  
**10740**- 7"  
**10742**- 10"

SOLID BRASS shade rings w/rolled edge



<p><b>Polished &amp; Lacquered</b></p> <p><b>10702</b>- for 7" shades  <b>10703</b>- for 10" shades</p>	<p><b>Unfinished</b></p> <p><b>10700</b> - for 5" fitter shade  <b>10701</b> - for 6" to 6 1/4" fitter shade  <b>10702U</b>- for 7" fitter shade  <b>10705</b> - for 14" fitter shade</p>
---	---

## SHADE RING HOLDERS



**Solid brass shade ring type holder**  
 Rings are heavy gauge brass with a fine polished and lacquered finish. This style of holder affords more strength and stability over plain tripod holders.

Shade Ring Holder	Fits Shade Size	Center Size	For Burner / Gallery	Fits B & P Part No.
<b>10722</b>	7"	2 9/16"	# 2 Queen	10622, 10624A, 30211 thru 30213
<b>10734</b>	10"	2 9/16"	# 2 Queen	10622, 10624A, 30211 thru 30213
<b>10724</b>	7"	2 13/16"	# 2 Brass Plated	12621, 30204-series & 30207-series burners
<b>10730</b>	10"	2 13/16"	# 2 Brass Plated	12621, 30204-series & 30207-series burners
<b>10731N (Nickel Plate)</b>	10"	2 13/16"	Central Draft & Rayo	30231 thru30233 & 30235 thru30237
<b>10731</b>	10"	2 13/16"	Central Draft & Rayo	30231 thru30233 & 30235 thru30237
<b>10733</b>	10"	3 1/8"	designed to fit some ALADDIN® brand burners* and Antique Lp Supply burners	10680, 10681, 30441 thru 30450, 30461 thru 30470, & 30241 thru 30246
<b>10739</b>	10"	2 1/16"	ALADDIN Brand	22805, 22806, & 22808
<b>10739N (Nickel Plate)</b>	10"	2 1/16"	ALADDIN Brand	22807 & 22809

\*The products identified in this advertisement are manufactured by B&P Lamp Supply, Inc. and are not licensed, inspected, or warranted by Aladdin Industries, LLC. They should not be confused with Aladdin® brand products or parts manufactured by Aladdin Mantle Lamp Co. of Clarksville, Tennessee. Aladdin® is a registered trademark of Aladdin Industries LLC.

# 4" Ball Shade Holders, & Kero Style Accessories



4" Solid Brass Ball Shade Holders

	<u>Fits</u>	<u>Inside Dia.</u>
<b>10780-</b>	All #2 burners	2 <sup>5</sup> / <sub>8</sub> "
<b>10781-</b>	Rayo or Central Draft	2 <sup>7</sup> / <sub>8</sub> "
<b>10783-</b>	Holder* designed to fit Aladdin® Brand Burners & B & P burners.	3 <sup>1</sup> / <sub>8</sub> "



**17985-** Glass smoke bell for hanging lamp. Painted opal glass with brass plated loop. 4<sup>1</sup>/<sub>2</sub>" diameter, 4" drop.



4" Solid Brass, Fenced Ball Shade Holders

	<u>Fits</u>	<u>Inside Dia.</u>
<b>10790-</b>	All #2 burners	2 <sup>5</sup> / <sub>8</sub> "
<b>10791-</b>	Rayo or Central Draft	2 <sup>7</sup> / <sub>8</sub> "
<b>10793-</b>	Holder* designed to fit Aladdin® Brand Burners & B & P burners.	3 <sup>1</sup> / <sub>8</sub> "



**10985 -** Solid brass, ribbed, smoke bell for hanging lamps. Polished and lacquered, 3<sup>1</sup>/<sub>2</sub>" diameter.



<b>10790G-</b>	4" Solid Brass, Fenced Ball Shade Holder, fits all #2 burners, 2 <sup>5</sup> / <sub>8</sub> " inside dia.	
----------------	--	--



**10789-** Miniature size Ball shade holder for Nutmeg burner. Fits 1<sup>3</sup>/<sub>8</sub>" to 2" fitter size shade.

**10902-** Ball shade top ring, solid brass, polished & lacquered. 3" I.D., 3<sup>7</sup>/<sub>8</sub>" O.D. A great way to top off any Gone-With-the-Wind or banquet style lamp.



Stamped brass embossed canopy with loop, crossbar, and 8/32 thread thumb screws for mounting. 5<sup>1</sup>/<sub>4</sub>" diameter.

**10805-** Polished & lacquered  
**10805U-** Unfinished



Two loop, stamped brass embossed canopy with turned finial, crossbar, & 1/8 IP pipe. 5<sup>1</sup>/<sub>4</sub>" diameter.

**10807-** Polished & lacquered  
**10807U-** Unfinished



Three loop, stamped brass embossed ceiling canopy with turned finial, crossbar, & 1/8 IP pipe. 5<sup>1</sup>/<sub>4</sub>" diameter.

**10809-** Polished & lacquered  
**10809U-** Unfinished

# Solid Brass Banding & Shade Crowns



**20430**-  $\frac{5}{8}$ " OPEN with  $\frac{1}{8}$ " bead or curl for use on shade holders. Bright dip and lacquered brass.



**20402** -  $\frac{7}{8}$ " Wide, Open, Unfinished Brass



**20401** -  $1\frac{1}{4}$ " Wide, Open, Unfinished Brass



**20405**-  $1\frac{3}{8}$ " "Leaves" banding with  $\frac{1}{8}$ " border bead, prism holes. Triple use - on shade holders, crowns and prism bands. Brass, Unfinished



**20406**- "Leaves" banding with  $\frac{3}{8}$ " border bead or curl, prism holes. Triple use - on shade holders, crowns and prism bands. Brass, unfinished.

## TOP CROWN FOR 14" SLANT AND DOME SHADES

**10905**- for Slant Shades

**10906**- for Dome Shades



**10753**- TOP CROWN For 14" dome shades, 6" dia.,  $1\frac{3}{4}$ " wide. Polished & lacquered. See below, #10752 for matching 14" shade bands.



**10754**- PRISM BAND For hanging lamp 6" dia.,  $1\frac{3}{4}$ " wide, w/2 holes each side for chain. Polished and lacquered. See below, #10752 for matching 14" shade band

**10756**- TOP CROWN For 14" dome shades, 6" dia.,  $1\frac{3}{8}$ " wide. Polished & lacquered.



**10757**- PRISM BAND For hanging lamp 6" dia.,  $1\frac{3}{8}$ " wide, w/2 holes each side for chain. Polished & lacquered. See below, #10755 & #10758 for matching 14" shade bands



**10752**- Heavy 14" dia. shade holder for Library type hanging lamps. Solid brass, pol. & lacquered finish.  $1\frac{3}{4}$ " height. See #10753 & #10754 for matching crown & prism band.



Heavy 14" dia. shade holder for Library style hanging lamps. Polished & lacquered. See #10756 & #10757 for matching crown & prism band.

**10755**-  $1\frac{3}{4}$ " height

**10758**-  $1\frac{3}{8}$ " height

## 10903-

14" I.D. Hanging Lamp Shade Holder with  $2\frac{1}{8}$ " wide flower design banding, prism holes, and two Rosette Head nuts (for frame attachment). Authentic and beautiful antique styling. Solid Brass, polished & lacquered finish.



# Ladder & Jack Chain, Chain Connectors, Ceiling & "S" Hooks



G.)

H.)

J.)

I.)

## Solid Brass "Double Jack" & "Ladder" Chain

G.) 10990 - #16 Brass Double Jack Chain, per foot

H.) 10993 - #18 Brass Ladder Chain, per foot

J.) 10991 - #18 Brass Double Jack Chain, per foot

I.) 12994 - #16 Black Oxide STEEL Double Jack Chain, per foot

## HOOKS FOR HANGING LAMPS



**73976** - Cast iron hook for hanging lamp with a Victorian motif, satin black finish, 3 1/2" long hook with 3 7/8" long screw, 7 3/8" overall.

**73975** - Cast iron hook for hanging lamp with a "Dolphin" motif, satin black finish, 3 1/2" long hook with 3 7/8" long screw, 7 3/8" overall.



**73973** - Cast iron backplate for hook. 2 1/2" diameter, 3/8" I.D. center hole, 1" X 1" square inset. Satin black finish.



**20951** - Brass Chain Connector for Jack Chain. 1 3/16" X 1"



Die Cast Brass Chain Connector. 2 3/8" X 2"

**20952** - Polished & Lacq.  
**20952U** - Unfinished

Die cast brass chain link. 9" long - matches #20952.

**20955** - Pol. Lacq.

**20955U** - Unfinished



**20845U** - Brass, solid chain link, 1 1/16" dia., unfinished. Can be used to link our chains #12979 & #12985 (page H-109), & 13119 (page H-105)

## Steel & Brass "S" Hooks



**20940** - Brass Plated Steel "S" Hook, 5/8" ht.



**22930** - Brass Plated Steel "S" Hook, 3/4" ht.

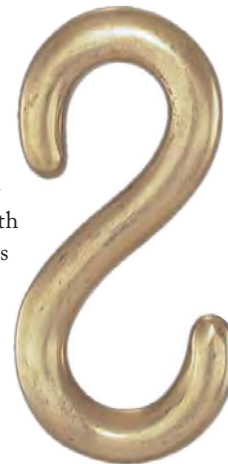


**22934** - Light, Solid Brass "S" Hook, 1 5/16" ht.



**22931** - Zinc-Plated Steel "S" Hook, 1 5/16" ht.

**22929U** - Mammoth Solid Brass "S" Hook, 3 7/8" ht. 1 7/8" wide, 7/16" thick



# Superb Kerosene Collars - Many Styles & Sizes

Make Superior Restorations with a Beautiful, Well-Fitting Collar!



**20008-** #00 brass **Nutmeg & Acorn** collar. Fits our no. 10600 & 10601 burner. Has 1" base dia.,  $\frac{5}{8}$ " top I.D.  
**Solid Brass**



**20008A-** #00 brass **Nutmeg & Acorn** collar. Fits our no. 10600A, and 10601A burner. Has 1" base dia.,  $\frac{5}{8}$ " top I.D.  
**Solid Brass, Antique Finish**



**20010-** Brass "double ring" **#1 size** collar. Threaded to fit Antique & B&P's #1 burner. Also fits No. 20101 & No. 20002 adapters.  $1\frac{5}{16}$ " I.D. base,  $\frac{7}{8}$ " I.D. top. **Solid Brass**



**20010A-** Antique Brass Finish, Solid Brass "double ring" **#1 size** collar. Threaded to fit Antique & B&P's #1 burner. Also fits No. 20101 & No. 20002 adapters.  $1\frac{5}{16}$ " I.D. base,  $\frac{7}{8}$ " I.D. top. **Solid Brass.**



**20005-** Brass **Gem Arctic** collar. Fits our no. 10605 burner.  $1\frac{5}{8}$ " I.D. base,  $\frac{7}{8}$ " top. **Solid Brass**



**20025-** Brass **reducing collar**. Screws into a #1 burner and reduces #1 size to fit a #00 Nutmeg and Acorn burner. Fits both antique and B&P's #1 and #00 threads. **Solid brass.**

**20017-** **#2 Press-On collar**. Solid brass collar is threaded to fit Antique and B&P's #2 burners. Bottom sized to fit old glass lamps. Has  $1\frac{13}{16}$ " I.D. bottom opening,  $2\frac{1}{4}$ " outside dia. and  $1\frac{3}{16}$ " I.D. top. **Solid Brass**



**20015-** Solid brass collar to fit **Central Draft**.  $2\frac{13}{16}$ " I.D. base,  $2\frac{3}{8}$ " I.D. top opening. Good fit for our no. 10690 (cut-out) and no. 30231 series Electric. burners. Unfinished



**20012-** Brass "double ring" **#2 size** collar. Threaded to fit Antique and B&P's #2 burners. Also fits No. 20100 and No. 20102 adapters. Has  $1\frac{11}{16}$ " I.D. base,  $1\frac{3}{16}$ " I.D. top. **Solid Brass**



**20011-** Screw-on **#2 size** collar. Screws onto most all glass lamps with threaded  $1\frac{5}{8}$ " O.D. neck opening. Made for our no. 12621 & 12665 burners. Has  $1\frac{11}{16}$ " I.D. base and  $1\frac{3}{16}$ " I.D. top. **Brass Plate**

**20022-** Brass "fluted band" **#2 size** collar. Threaded to fit antique and B&P's #2 burners and adapters. Has  $1\frac{3}{4}$ " I.D. base,  $1\frac{3}{16}$ " I.D. top. **Solid Brass.**



# Oil Lamp Collars, Adapters & Mason Jar Adapters



**20002- #1 to #2 size expander.** Screws into #1 size collar and fits #2 size burner. Solid brass. 1 7/16" O.D., has 3/4" I.D. **Solid Brass**



**20000- Brass reducing collar.** Screws into No. 2 collar and reduces it to fit a #1 burner. Fits both antique and B&P's #2 and #1 threads. 1 3/16" O.D. male threads, 7/8" I.D. top female threads. Solid brass.



**20001- Brass reducing collar.** Screws into #3 collar and fits #2 burner. 1 13/16" O.D. male threads, 1 3/16" I.D. top. **Solid Brass**



**20026- Brass adapting collar.** Designed to be glued into the glass neck of kerosene "Sewing" lamps. Has female threads to fit antique and B&P #2 burners. (Replacement for worn or cracked collars.) Solid brass.



**20003- Solid brass collar to fit English Duplex burner** (our no. 10630), also fits some antique burners. Has 2 5/16" I.D. base, 1 1/2" I.D. top. **Solid Brass**

**20019- Screw-on Mason jar collar.** Converts Mason to #2 size threads such as those found on our no. 12621, 12665, & most #2 size burners. 2 1/4" I.D. base, 1 3/16" I.D. top. **Brass Plate**



**20004- Solid brass collar to fit #14 Kosmos burner** (our no. 10634), also fits many antique European burners. 1 1/2" top inside dia., 2 1/2" bottom O.D.

**20034- Solid brass collar to fit #6 Kosmos burner** (our no. 10636). 1 5/16" top inside dia., 1 5/8" bottom O.D.

**20035- Solid brass collar to fit #8 Kosmos burner** (our no. 10637). 1 1/4" top inside dia., 1 3/4" bottom O.D.

**20036- Solid brass collar to fit #10 Kosmos burner** (our no. 10638). 1 1/4" top inside dia., 2 1/16" bottom O.D.



**20019A- Screw-on Mason jar collar with antique brass finish.** Converts Mason to #2 size threads such as those found on our no. 12621A, & most #2 size burners. 2 1/4" I.D. base, 1 3/16" I.D. top.



**20100- #2 size oil lamp adapter** w/turned brass thread and with 5/8" long, 1/8 IP nipple.

**20102- same as above but w/whole for side exit wire.**

**20101- #1 size oil lamp adapter** w/turned brass thread and with 5/8" long, 1/8 IP nipple.



**20009- #1 oil lamp adapter** w/side outlet. Lightweight brass with 1/8 IP nipple. 1 3/16" base dia., 1 1/8" max. dia.

**20014- Heavy Zinc Mason jar adapter.** May be completed w/socket cap no. 40102N & clear silver lamp cord no. 46703 or 46713 for a great looking adapter. 2 1/4" I.D. base, top hole slips 1/8 IP.



**20051BK- Steel Mason jar lid** with 2.40" diameter center hole to fit E26 phenolic pendant socket with ring (not included). 10 air vent holes (.22" diameter), 2 7/8" O.D., satin black finish.

# Oil Lamp Filler Caps, Hoop, & Spooled Wicks



**20030-** Filler cap for Rayo type lamps. Solid brass cap has  $\frac{1}{16}$ " threaded base, fits #20020 hoop.



**20031-** "Miller" logo filler cap for Rayo type lamps & fonts. Solid brass with  $\frac{11}{16}$ " thread base, fits #20020 hoop, Pol. & Lacq.



**20032-** "B & H" logo filler cap for Rayo type lamps & fonts. Solid brass with  $\frac{11}{16}$ " thread base, fits #20020 hoop, Pol. & Lacq.



**20033-** "Rayo" logo filler cap for Rayo type lamps & fonts. Solid brass with  $\frac{11}{16}$ " thread base, fits #20020 hoop, Pol. & Lacq.



**20020-** Filler hoop for Rayo type lamps. Fits into  $\frac{3}{4}$ " font hole and is threaded for No. 20030. Solid Brass.



**20805-** Solid Brass Filler Cap\* designed to fit AL-ADDIN\* brand lamps and many older glass lamps. Has cork liner 1" I.D. base.



**20806-** Solid Brass Filler Hoop\* designed to fit ALADDIN\* brand lamps and many older glass lamps. 1" I.D. base.



**20040** - Black, Dietz Brand Lantern Filler Cap\*



**20041** - Blue, Dietz Brand Lantern Filler Cap\*



**20042** - Brass plated, Dietz Brand Lantern Filler Cap\*

\* Fits any Dietz brand oil lantern with a filler cap. Note: These Deitz filler caps are designed with the current tooling and may not fit older model Dietz lanterns.


Item No.	Description / Application	Length
<b>29912S</b>	$\frac{5}{8}$ " wide X 96' spool wick, fits #1 Eagle, #1 Queen, & Banner Railroad burners	96 ft.
<b>29923</b>	1" X 96 ft. spool wick for #2 Queen, #2 Eagle, and Banner burners. High quality American-made cotton wicks	96 ft.
<b>29914S</b>	1 $\frac{1}{2}$ " wide X 96' spool wick, fits #3 burner	96 ft.
<b>29919S</b>	$\frac{7}{8}$ " wide X 96' spool wick, fits Lamplight Farm Burners & others	96 ft.
<b>29911S</b>	$\frac{1}{2}$ " wide X 96' spool wick, fits #0 Eagle, Banner, & Gem Arctic burners	96 ft.
<b>29918S</b>	$\frac{3}{4}$ " wide X 96' spool wick, fits many DIETZ style burners	96 ft.
<b>29916S</b>	$\frac{3}{4}$ " wide X 96' spool red stripe wick, fits #2 brass plated burner (#12621)	96 ft.
<b>WICKS FOR DIETZ BRAND LANTERNS</b>		
<b>29930</b>	$\frac{5}{8}$ " wide cotton wick with red stripe for Dietz lanterns. Fits models #1 Wizard, #20 Junior, #10 Monarch, and #2000 Millennium. 33 foot length spool.	33 ft.
<b>29931</b>	$\frac{7}{8}$ " wide X 33 foot long cotton wick for Dietz lanterns. Fits #8 Air Pilot, #80 Blizzard, #90 D-Lite, and #2500 Jupiter oil lanterns	33 ft.
<b>29932</b>	$\frac{3}{8}$ " inch wide X 33 foot long spooled cotton wick for Dietz lanterns. Fits #50 Comet and Watchman Railroad oil lanterns. Red stripe in the middle of the wick	33 ft.
<b>29933</b>	$\frac{1}{2}$ " wide X 33 foot long cotton wick spool for Dietz brand lanterns. Red striped. Replaces wick for the #76 Original Oil Lantern.	33 ft.
<b>29934</b>	$\frac{1}{16}$ " dia., Round cotton wick for Dietz brand lanterns. 33 feet long	33 ft.

## Spooled Lamp Wicks



# Cotton Wicks for Oil Lamps

Our USA-made wicks are superior to those made elsewhere because of the way they are manufactured. Special double-sewn construction makes these domestic cotton wicks tighter, cleaner burning, and longer-lasting than poorly made wicks. **Sizes refer to wick diameter.**



29917- 1/8"



29910- 3/8"



29911- 1/2"



29912- 5/8"



29918- 3/4"



29919- 7/8"



29913- 1"



29914- 1 1/2"



29915- 2 1/2"



29916- 3/4"

**29917-** 1/8" **Diameter Round X 6"** Long for  
Pixie Burner

**29910-** 3/8" X 7" For Acorn & Nutmeg

**29911-** 1/2" X 8" For No. 0 Eagle, Banner  
Burners, and Gem Arctic

**29912-** 5/8" X 8" For No. 1 Eagle, No. 1 Queen  
and Banner Railroad

**29918 -** 3/4" X 8" for Dietz Burner

**29919-** 7/8" X 8" for LampLight Farms  
Burners & others

**29913-** 1" X 8" For No. 2 Queen, No. 2  
Eagle, and Banner

**29914-** 1 1/2" X 8" For No. 3 Burner

**29915-** 2 1/2" X 7 1/2" For Central Draft

**29916-** 3/4" X 9" For No. 2 Brass Plated  
Burner (Our# 12621) Imported



## 7 1/2" Long (approx.) Wicks for Kosmos Burners

**29924-** 1 3/8" wide, flat wick for #6 Kosmos  
burner (our #10636)

**29925-** 1 5/8" wide, flat wick for #8 Kosmos  
burner (our #10637)

**29926-** 1 7/8" wide, flat wick for #10 Kosmos  
burner (our#10638)

**29927-** 2 1/2" wide, flat wick for #14 Kosmos  
burner (our#10634)

**29928-** 2 1/4" wide, flat wick for #12 Kosmos  
burner (our#10639)

**29923 - 1" X**  
96 ft. Spool  
Wick for No.  
2 Queen, No.  
2 Eagle, and  
Banner burn-  
ers. High  
quality Amer-  
ican-made  
cotton wicks  
may be cut to  
required  
lengths.



# Superb Miniature Size Kerosene Era Burners & Dietz® Brand Burners

Make Superior Restorations with a Beautiful, Well-Fitting Burner!



Brite Brass



Antique Brass



Nickel Plated



Brite Brass

**#00 Nutmeg** burner w/cotton wick. Solid, heavy duty brass construction makes this Nutmeg an excellent replacement part for early miniature lamps. Has  $1\frac{1}{16}$ " dia. threaded base. Fits our collar #20008 & accepts our  $1\frac{1}{8}$ " base chimneys (#57901 & #57902).

- 10600** - Brite brass finish
- 10600A** - Antique brass finish
- 10600N** - Nickel plated brass

Solid brass **#1 Gem Arctic** burner w/cotton wick. Extremely well made burner for use on small to miniature size lamps. Comes with double stitched wick. Has  $\frac{7}{8}$ " dia. threaded base and fits our collar #20005. Accepts our  $1\frac{5}{8}$ " base chimneys (#57903, 57906, & 57917).

- 10605** - Brite brass finish
- 10605A** - Antique brass finish



Brite Brass



Antique Brass

Solid Brass **Acorn** Burner with cotton wick. Perfect size for miniature lamps that require a chimney but not a shade. Has  $1\frac{1}{16}$ " diameter threaded base, fits our collar #20008 and accepts our  $1\frac{1}{8}$ " dia. base chimneys.

- 10601** - Brite brass finish
- 10601A** - Antique brass finish

## Dietz® Brand Burners



**12630** - Dietz® Brand Replacement burner for **#76 Original** oil lantern from Dietz. Accepts  $\frac{1}{2}$ " wick. Unfinished Steel. Comes with 1 wick.



**12631** - Dietz® Brand Unfinished steel replacement burner for **#1 Little Wizard or Junior** Dietz lanterns. Uses  $\frac{5}{8}$ " wick. Comes with one wick.



**12632** - Dietz® Brand Replacement burner for **Blizzard, D-Lite and Jupiter** Dietz Lanterns. Uses  $\frac{7}{8}$ " wick (1 wick is included) and is unfinished steel.



**12633** - Dietz® Brand Replacement burner for **#8 Air Pilot** oil lantern from Dietz. Accepts  $\frac{7}{8}$ " wick. Unfinished Steel. Comes with 1 wick.

# Solid Brass Pixie, No. 0, No. 1, & No. 2 Size Oil Burners



**No. 1 Solid Brass Pixie burner** w/wick. Fine replica of an early oil burner. Has a  $\frac{7}{8}$ " threaded base. Fits:  
 • **wick** - 29917  
 • **chimneys** - 57904, 57911, 57912, 57918  
 • **collars** - 20010, 20005

**10602** - Brass Pixie Burner w/Brite Brass Finish

Solid Brass **No. 0** Queen Anne style kerosene burner and cotton wick. Ideal size for No. 1 sized finger lamps and many other smaller #1 sized lamps. Has a threaded  $\frac{7}{8}$ " diameter base and fits our #1 collar (no. 20010 & 20010A) as well as all other No. 1 size collars and adapters. Takes chimneys with a  $2\frac{1}{8}$ " diameter base. (B&P chimney no's 57908, 57909, 57928).

**10610** - Brite Brass Finish  
**10610A** - Antique Brass Finish



**10611- Solid Brass No. 1 Queen Anne burner.** This fine replica of an antique oil burner has all of the original style and quality of the popular, old Queen Anne. Heavy, solid brass construction along with a distinctly superior fit & finish make these burners the best quality on the market. Has a  $\frac{7}{8}$ " threaded base to fit all #1 collars. The #1 Queen accepts  $2\frac{1}{2}$ " base dia. chimneys and is compatible with the following parts:

**chimneys:** no. 57920, 57924, 57938, 57934  
**tripods:** no. 12711, 12712  
**shade ring holder:** no. 10721  
**collar:** no. 20010  
**wick:** no. 29912



**10611A- Solid Brass No. 1 Queen Anne oil burner with Antique Brass Finish**



**10611N- Nickel Plated, Solid Brass No. 1 Queen Anne oil burner**



**10622- Solid Brass No. 2 Queen Anne burner.** A remarkable duplicate of an antique oil burner! Widely sought after by dealers and collectors alike, the pretty Queen Anne has for years been a burner of choice for thoughtful renovations on Victorian or kerosene era lamps (circa 1860-1930). The "new" Queen Anne carefully preserves the high quality and charming style of the originals. Without doubt, these are the best, heavy gauge #2 burners on the market. Has  $1\frac{3}{16}$ " dia. threaded base, accepts 3" base dia. chimneys, and is compatible with the following parts:

**chimneys:** no. 57932, 57944, 57946, 57954, 57972, 57953, 57956, 57940  
**tripods:** no. 12713, 12719  
**shade ring holders:** no. 10722, 10734  
**ball shade holders:** no. 10780, 10790  
**collar:** no. 20012, 20017, 20002, 20001  
**wick:** no. 29913

**10624A- No. 2 Queen Anne style burner** with fancy embossed cone and antique brass finish. Solid Brass.



**10622A- Antique Brass Finish Solid Brass No. 2 Queen Anne oil burner.** These are the best American-Victorian style oil burners available.



Each has cotton wick. Stamped "No. 2 Queen Anne".

# Solid Brass No. 3, & Kosmos Oil Burners, No. 2 Plated



**10633A** - Solid Brass **No. 3 Queen Oil Burner** Antique Brass Finish

## 10633 - Solid Brass **No. 3 Queen Oil Burner.**

Nice quality burner that is bigger and burns brighter than a #2 burner. Has both #2 & #3 size threads to fit #2 or #3 size collars (#2 collar has a 1<sup>3</sup>/<sub>16</sub>" dia. threaded base, #3 collar has a 1<sup>13</sup>/<sub>16</sub>" dia. threaded base). Accepts a 3" dia. base chimney and is compatible with the following B & P Lamp parts:

**Chimneys:** no. 57932, 57944, 57946, 57954, 57972, 57953, 57956, 57940, 57936

**Collars:** no. 20012, 20017, 20001

**Wick:** no. 29914



## 10636- #6 Kosmos Burner.

High quality, solid brass oil burner made to fit most French banquet lamps with 1<sup>5</sup>/<sub>16</sub>" I.D. collars. Comes with large double stitched wick, a generous-sized turn knob, and a super rugged wick raising mechanism. Accepts 1<sup>5</sup>/<sub>16</sub>" base dia. chimneys and is compatible with the following parts:

**Chimneys:** Items #57913, 57914

**Collar:** Item #20034

**Wick:** Item #29924



## 10637- #8 Kosmos Burner.

High quality, solid brass oil burner made to fit most French banquet lamps with 1<sup>1</sup>/<sub>4</sub>" I.D. collars. Comes w/large double stitched wick, a generous-sized turn knob, and a super rugged wick raising mechanism. Accepts 1<sup>3</sup>/<sub>8</sub>" base dia. chimneys & is compatible w/the following parts:

**Chimney:** Item #57905

**Collar:** Item #20035

**Wick:** Item #29925



## 10638- #10 Kosmos Burner.

High quality, solid brass oil burner made to fit most French banquet lamps with 1<sup>1</sup>/<sub>4</sub>" I.D. collars. Comes with large double stitched wick, a generous-sized turn knob, and a super rugged wick raising mechanism. Accepts 1<sup>1</sup>/<sub>16</sub>" base dia. chimneys and is compatible with the following parts:

**Collar:** Item #20036

**Wick:** Item #29926



## 10634- #14 Kosmos Burner.

High quality, solid brass oil burner made to fit most French banquet lamps with 1<sup>1</sup>/<sub>2</sub>" I.D. collars. Comes with large double stitched wick, a generous-sized turn knob, and a super rugged wick raising mechanism. Accepts 2" base dia. chimneys and is compatible with the following parts:

**Chimneys:** Items #57921, 57925, 57927, 57919

**Collar:** Item #20004

**Wick:** Item #29927

## Brass Plated Oil Burners



**Mason jar to oil lamp adapter** with cotton wick. Comes with #2 burner and 2<sup>3</sup>/<sub>4</sub>" I.D. collar. Accepts all 3" base dia. chimneys.

**30286-** Brass Plated & Lacq.

**30286A-** Antique Brass Finish

## #2 Brass plated oil burner. **YOUR CHOICE OF FINISHES.**

Comes with wick and removable screw-on collar. This well made, functional burner fits many lamps and has a 1<sup>3</sup>/<sub>8</sub>" dia. threaded base (with the screw-on collar removed). Fits most #2 collars. These burners are compatible with the following lamp parts:

**Chimneys:** Items #57932, 57944, 57946, 57954, 57972, 57953, 57956, 57940

**Tripods:** Items #12714, 12717

**Shade Ring Holders:** Items #10724, 10730

**Ball Shade Holders:** Items #10780, 10790

**Collars:** Items #20012, 20017, 20011, 20019

**Wick:** Item #29916



**12621-**  
Brass  
Plated &  
Lacq.



**12621A-**  
Antique  
Brass  
Fin-  
ish

# Chimneys, Shade Holders, Cut-Out Burners for \*Aladdin®



**57951** - 2 5/8" X 13" Twist-Lock Chimney\* designed to fit Aladdin® brand burners and B & P Lamp Supply's burners. Good Quality, Better Price!



**57948**- 2 5/8" X 12 1/2" clear chimney\* designed to fit Aladdin® brand burners models 3 thru 11. Good substitute for heel-less chimney.



10" shade ring & tripod\* designed to fit Aladdin® Brand burners and B & P Lamp Supply burners. Solid brass holder\* designed to fit under Aladdin® brand burner models number 7-12, A,B,C, 21C, and 23. 2 1/16" center I.D.

**10739**- Brass, Polished & Lacq.  
**10739N** - Nickel Plated



**10733** - 10" Solid brass shade ring type shade holder\* with 3 1/8" center I.D. designed to fit some Aladdin® Brand burners and B & P Lamp Supply burners on this page. Comes with protective coating.



Solid Brass 10" fitter-size tripod\* with 3 1/8" I.D. center designed to fit some Aladdin® Brand burners. Comes with protective coating.

**12795N**- Nickel plated  
**12795**- Brass



**12794N**- Nickel Plated (solid brass) 14" Fitter Tripods\* designed to fit top (gallery) of Aladdin® brand burner models B, C, & 23\*. Has 3 1/8" center size.



**10783** - Solid Brass 4" ball shade holder\* with 3 1/8" center designed to fit Aladdin® Brand burners.



**Solid Brass Cut-out Burner\*** designed to fit Aladdin® Brand Lamp models A, B, C, 21, 21C, & 23 and all Glass Models\*. Also designed to fit Aladdin® Brand chimneys, tripods, and shade holders\*. Also designed to fit B&P Twist Lock chimneys #57951, tripods #12795, 12792, 12793, 12794, and shade holders #10733, 10739.

**10670**- Brite Brass finish  
**10670N**- Nickel Plated Brass



**Solid Brass Cut-out Burner\*** designed to fit Aladdin® brand lamps, is ready to wire and has threads to fit Aladdin® brand lamp models A, B, C, 21, 21C, 23 and all glass models. Also designed to fit Aladdin® brand chimneys, tripods, shade holders\*, as well as 2 5/8" base dia. chimneys. Comes pre-drilled for cord and key. Has bright finish and protective coating.

**10671** - Brite Brass finish  
**10671N**- Nickel Plated Brass

**10900**- Solid Brass Cut-out burner\* designed to fit Aladdin® brand lamps, is ready to wire and has threads to fit most all glass lamps. Has 2" dia. threaded base, accepts 2 5/8" base dia. chimneys, and comes pre-drilled for cord and key. Has brite brass finish and protective coating.

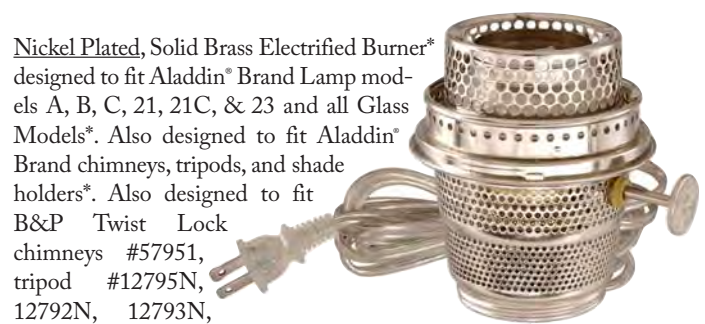
\*The products identified in this advertisement are manufactured by B&P Lamp Supply, Inc.

# Electrified Burners & Burner Parts to Fit Mantle Style Lamps



Solid Brass Electrified Burner\* designed to fit Aladdin® Brand Lamp models A, B, C, 21, 21C, & 23 and all Glass Models\*. Also designed to fit Aladdin® Brand chimneys, tripods, and shade holders\*. Also designed to fit B&P Twist Lock chimneys #57951, tripod #12795N, 12792N, 12793N, 12794N, and shade holder #10733, 10739. Assembled with U/L approved components. Comes with 8' cord set. Brite Brass finish.

- 30441** - brown cord      **30443** - clear gold cord
- 30442** - white cord



Nickel Plated, Solid Brass Electrified Burner\* designed to fit Aladdin® Brand Lamp models A, B, C, 21, 21C, & 23 and all Glass Models\*. Also designed to fit Aladdin® Brand chimneys, tripods, and shade holders\*. Also designed to fit B&P Twist Lock chimneys #57951, tripod #12795N, 12792N, 12793N, 12794N, and shade holder #10739N. Assembled with U/L approved components. Comes w/8' cord set.

- 30447** - brown cord      **30449** - clear gold cord
- 30448** - white cord      **30450** - clear silver cord



Nickel Plated, Solid Brass Electrified Burner\* designed to fit Aladdin® Brand Lamp models A, B, C, 21, 21C, & 23 and all Glass Models\*. Also designed to fit Aladdin® Brand chimneys, tripods, and shade holders\*. Also designed to fit B&P heelless chimney #57948, tripod #12795N, shade holder #10739N. Assembled with U/L approved components. Comes w/8' cord set.

- 30467** - brown cord      **30469** - clear gold cord
- 30468** - white cord      **30470** - clear silver cord



Solid Brass Electrified Burner\* designed to fit Aladdin® Brand Lamp models A, B, C, 21, 21C, & 23 and all Glass Models\*. Also designed to fit Aladdin® Brand chimneys, tripods, and shade holders\*. Also designed to fit B&P

heelless chimney #57948, tripod #12795, shade holders #10733, and 10739. Assembled with U/L approved components. Comes with 8' cord set. Brite Brass finish.

- 30461** - brown cord
- 30462** - white cord
- 30463** - clear gold cord

Solid Brass Electrified Burner\* designed to fit Aladdin® brand lamps. Also designed to fit Aladdin® brand chimneys, tripods, and shade holders, as well as B & P's Twist-lock chimney #57951, tripods #12795, #12794, and shade holder #10733. This high quality adapter is made of heavy gauge brass and is assembled with U.L. listed brass socket shell and best quality lamp cord. 2" dia. coarse threaded base will fit most glass model lamps. Comes with 6 ft. cord set.

- |                           |
|---------------------------|
| Brass Finish              |
| <b>30241</b> - Brown cord |
| <b>30242</b> - White cord |
| <b>30243</b> - Clear gold |

- |                           |
|---------------------------|
| Brass w/Bottom Light      |
| <b>30244</b> - Brown cord |
| <b>30245</b> - White cord |
| <b>30246</b> - Clear Gold |



\*The products identified in this advertisement are manufactured by B&P Lamp Supply, Inc.

# Genuine Aladdin® Brand Parts



**22805N** - Nickel Plated Brass, Maxbrite® Model 500, Kerosene Aladdin® brand burner for use with Heelless chimney. Comes with wick, wick trimmer, and coarse thread to fit Aladdin® fonts and all glass models. Has Maxbrite 500 finish. Fits Models A, B, C, 21C, 23 (N236AB)



**22805** - Brass, Maxbrite® Model 500, Kerosene Aladdin® brand burner for use with Heelless chimney. Comes with wick, wick trimmer, and coarse thread to fit Aladdin® fonts and all glass models. Has Maxbrite 500 finish. Fits Models A, B, C, 21C, 23 (N236AB)



**20810** - Wick Trimmer (Aladdin®'s No. R111) Works with all Aladdin® burners produced with 1" wicks (Models 1 thru 23)



**20801** - Flame Spreader -(Aladdin®'s No. N106) Fits Models 12, A, B, C, 21C and 23.



## Genuine Aladdin® Brand Mantle

**29800** - Lox-On Mantle for models 12, A, B, C, No. 21C and No. 23. (No. R150)



**20803** - Wick Raiser (Aladdin®'s No. N233) Fits Model 23



**20802** - Wick Raiser. (Aladdin®'s No. R188) Fits Model 'C'



## Genuine Aladdin® Brand Wicks

**29804**- Nu-type wick for model 23 burner. (Aladdin® #N230)

**29806**- Wick for Aladdin® burner models 7 thru 12. (Aladdin® #N198)

**29807**- Wick for Aladdin® burner models A, B, & C. Also, model 14. (Aladdin® #R151)

**29805**- Wick for Aladdin® burner models 21 & 21C.



**20800** - Brass filler plug for most metal fonts (N115B)

**20804** - Nickel filler plug for most metal fonts (N115N)



**20807** - Brass filler cap for all glass fonts (N120B)

**20808** - Brass filler collar for all glass fonts (N121B)



Also see B & P #20805 for lower prices.

Also see B & P #20806 for lower prices.

# Genuine Aladdin® Brand Parts



**20812**- Nickel Gallery fit Models 7-12, A, B, C, 21, 21C, and 23 kerosene burners.



**29801A**- Adaptor for Kone Kap Mantle\*, designed to work on Models 3-11 by allowing Aladdin R150 (29800) Lox-On Mantle to fit on earlier models that formerly used a N146 Kone Kap Mantle



**10736** - 10" Brass under burner tripod with shade ring mounted, fits Models 7-23 (1080BR). Also see B & P #10739 (page H-181) for lower price.



These Brass Tripods have brass plated arms and fit under the Aladdin® burner on models 7-12, A, B, C, 21C, & 23. Center size 2 1/16".

**12720**- Fits 12" shades. (1281B)



These Nickel Plated Tripods fit under the Aladdin® burner on models 7-12, A, B, C, 21C, and 23. Center size 2 1/16".

**12721**- Fits 12" shades. (N401N)

**12723**- Fits 14" shades. (1480N)



**10737** - 10" Nickel under burner tripod with shade ring mounted, fits Models 7-23 (1087CR).



**22804** - Light Booster - Chimney Extension, required for burning at 4000 feet elevation. Adds up to 25% additional light output. Height 3 3/4" x 2 1/8" O.D. May be used on model A,B,21,21C & 23 burners, (N108B).

**07001** - 12" diameter, chimney fit, white parchment shade (Aladdin's® #S100). Used on early "caboose" style Aladdin® lamps to increase stability in a moving rail car, this shade will fit the chimneys shown below & our #57951. Also fits tripods #12720 & 21.



**57949**- Aladdin® brand, Maxbrite® "Heelless" chimney. Fits Models 3 thru 11. 2 5/8" X 12 3/4" (Aladdin's® #R910).



**57950**- Aladdin® Lox-On Chimney. Fits Models 12, A, B, C, 21, 21C, & 23. (Aladdin's® #R103). 2 5/8" X 12 3/4".



**07002**- 14" diameter white parchment shade (Aladdin® #N110). May be used with Aladdin's® 14" size tripod.





- Oldest, Most Trusted Kerosene Lantern Maker
- Economical, Safe Emergency Lighting
- New! Colors, Finishes



**69855-**  
#76 Black  
w/Gold  
(brass  
plated)  
trim

**#76 The Original Dietz®**  
oil lantern. 10" ht. X 5.9"  
wide. 7 candlepower, with  
½" wide wick. Burns 11 hrs.  
on 8 oz. of fuel



**69869 - #76**  
Blue with  
blue Trim



**69871 - #76**  
Green with  
green trim



**69870 - #76**  
Black with  
black trim



**69872 - #76**  
Red with red  
trim



**69873 - #76**  
Unpainted with  
a trace of rust

**#8 Air Pilot**  
Dietz® oil lantern.  
13.75" ht. X 8"  
wide, burns 27  
hours on of 31 oz.  
fuel. 12 candle-  
power, comes with  
⅞" wide wick.



**69853 -**  
#8 Blue with gold  
(brass plated) trim



**69851 - #8**  
Blue with blue  
trim



**69852 - #8**  
Black with gold  
(brass plated) trim



**69857 - #8**  
Black with  
black trim



**69858 - #8**  
Unpainted with  
a trace of rust

**#20 Junior**  
Dietz® oil lantern  
12"ht. Burns 12  
hours on 9 ounces  
of fuel. 9 candle  
power output on a  
⅝" inch wide  
wick.



**69863 -**  
#20 Bronze with  
bronze plated burner.



**69861 - #20**  
Blue with steel  
burner.



**69854 - #20**  
Black with gold  
(brass plated) trim



**69862 - #20**  
Black with steel  
burner.



**69878 - #20**  
Red with gold  
(brass plated) trim.



**69864 - #20**  
Unpainted with  
a trace of rust

**#50 Comet**  
Dietz® oil lantern.  
8½" height, burns  
15 hours on 6  
ounces of fuel. 6  
candlepower,  
comes with ⅜"  
wide wick.



**69867 - #50**  
Green with  
green trim.



**69866 - #50**  
Black with  
black trim.



**69868 - #50**  
Red with red  
trim.

- For Dietz replacement wicks see page H-176-177
- For replacement chimneys globes see p. G-10 in the Glass catalog
- For replacement burners see p. H-178
- For Dietz filler caps see p. H-176



- Oldest, Most Trusted Kerosene Lantern Maker
- Economical, Safe Emergency Lighting
- New! Colors, Finishes



**69874 - #80**  
Unpainted with  
a trace of rust



**69876 - #80**  
Red with Red  
trim.



**69875 - #80**  
Black with  
black trim.



**69879 - #80 Black**  
with gold (brass  
plated) trim.

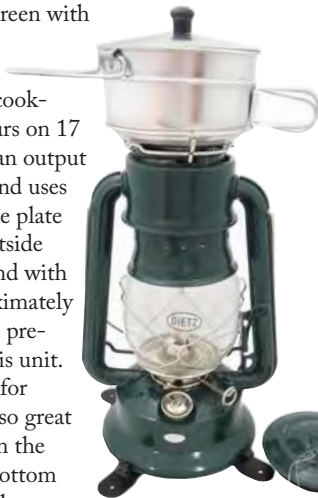


**#80 Blizzard**  
Dietz® oil lantern stands 14¾ inches tall, burns 26 hours on 31 ounces of fuel, has a 12 candlepower output, and comes with a 7/8" wide wick. Great for emergencies, camping, or as a casual decoration.

**69856 - #80 Blue**  
with blue trim

**69882 - #2000 Millennium**

Lantern comes in green with chrome trim. It stands 12 inches tall (not including cook-ware), burns 23 hours on 17 ounces of fuel, has an output of 9 candlepower, and uses a 5/8" wide wick. The plate and cup have an outside diameter of 4½", and with an output of approximately 1100 BTU, you can prepare a meal with this unit. Not only is it great for emergencies, it is also great for a casual night on the patio. Its snap-on bottom and holding pegs allow you anchor it to ground to prevent it from tipping over.



**69865 - #30 Little Wizard** Dietz® oil lantern Blue Paint with Blue Trim. 12" ht. X 7.75" wide, burns 23 hours on 17 ounces of fuel. 9 candlepower, comes with 5/8" wick. Similar to the #1 Little Wizard, but with a smaller fuel tank



**69860 - #1 Red** with  
gold (brass plated) trim



**69850 - #1 Blue**  
with blue trim

**#1 Little Wizard**  
Dietz® oil lantern. 12" ht. X 7.75" wide, burns 45 hours on 36 oz. of fuel, 9 candlepower, has 5/8" wide wick.



**69883 - The Dietz Watchman Railroad Lantern** comes in black with gold trim. It is 11 inches tall, uses a 3/8" wick, and burns for 10 hours on 6 ounces of fuel. It comes with the globe, burner, and wick included.



**69877 - The Dietz® #90 D-Lite Lantern** stands 13 inches tall, burns 26 hours on 31 ounces of fuel, has a 12 candlepower output, and comes with a 7/8 inch wick. Great for emergencies, camping, or as a casual decoration.



**69880 - #2500**  
Blue w/blue trim



**69881 - #2500**  
Black w/black trim

**#2500 Jupiter**  
Dietz® oil lantern, 15" ht., burns 75 hours on 80 ounces of fuel, has an output of 12 candlepower, and uses a 7/8" wide wick.

# Solid Brass Cut-Out Burners (for wiring!)



**10650- #1 Queen Anne Cut-Out Burner.** Solid brass, ready-to-wire adapter with attractive Queen Anne styling which includes distinctive “arrow” shaped prongs and functional rope-like impressions on the outside edge to provide an easy-to-grip surface. These high quality adapters are made w/heavy gauge brass and are carefully finished to eliminate all rough edges. They are sure to improve the looks and value of any early style #1 size lamp. Has  $\frac{7}{8}$ " dia. threaded base for #1 collars, accepts  $2\frac{1}{2}$ " base dia. chimneys and is compatible with the following lamp parts:

**socket:** no. 48203, 48204 (keyless & requires our insulator no. 40325)

**chimneys:** no. 57920, 57924, 57938, 57934

**tripods:** no. 12711, 12712

**shade ring holder:** no. 10721

**collar:** no. 20010



**10660- #2 Queen Anne Cut-Out Burner.** This superior quality adapter is made of heavy gauge solid brass and finished just like the original Queen Anne oil burners, w/crisp detail and smooth edges! Exceptional styling includes “arrow” shaped prongs and a graceful overall shape that is of an unmistakable Victorian origin. Improve the looks and value of most any early style #2 size lamp with this ready-to-wire cut-out burner, **embossed “No. 2 Queen Anne”**. Has  $1\frac{3}{16}$ " diameter threaded base, accepts all 3" dia. base chimneys, and is compatible with the following parts:

**socket:** no. 48201C

**chimneys:** no. 57932, 57944, 57946, 57954, 57972, 57953, 57956, 57940

**tripods:** no. 12713, 12719

**shade ring holders:** 10722, 10734

**ball shade holders:** 10780, 10790

**collars:** 20012, 20017, 20013, 20002, 20001



**10690- Central Draft style Cut-Out Burner.** This high quality, heavy gauge brass adapter is an excellent choice for thoughtful renovations on early Rochester and G-W-W style lamps. Has  $2\frac{3}{8}$ " dia. threaded base to fit most old lamps and accepts all  $2\frac{5}{8}$ " base dia. chimneys. This Central Draft is compatible with the following lamp parts:

**sockets:** no. 40250, 40251, 40252

**chimneys:** no. 57922, 57930, 57942, 57952, 57962, 57935, 57948

**tripods:** no. 12714, 12716

**shade ring holders:** no. 10731

**collar:** no. 20015

**font cap:** no. 10595



**12665- #2 Brass plated cut-out burner.**

Ready to wire and of sturdy construction, this burner comes with a removable collar that allows use on regular #2 collars or coarse glass lamp threads. Has  $1\frac{3}{16}$ " dia. threaded base and accepts all 3" base diameter **chimneys**. Wire w/**socket** no. 48201C.

# Electrified Burners



**No. 1 Queen Anne Electrified Burner.** Solid brass burner is wired with U.L. listed parts and best quality 6 ft. cord. These high quality, stylish burners are made w/ heavy gauge brass and will improve the looks and value of most any #1 size lamp. Has  $\frac{7}{8}$ " dia. threaded base and accepts  $2\frac{1}{2}$ " base dia. chimneys.

- 30200-** silver cord
- 30201-** brown cord
- 30202-** white cord
- 30203-** clear gold cord

The #1 Queen will fit the following parts:  
**chimneys:** no. 57920, 57924, 57938, 57934  
**tripods:** no. 12711, 12712  
**shade ring holder:** no. 10721  
**collar:** no. 20010



- 30211-** brown cord
- 30212-** white cord
- 30213-** clear gold cord

**No. 2 Queen Anne Electrified Burner.** Solid brass burner wired with U.L. listed parts & best quality 6 ft. lamp cord. These superb electric burners come with "arrow" shaped prongs and are embossed "No. 2 Queen Anne" just like the old ones! Has  $1\frac{3}{16}$ " dia. threaded base and accepts 3" base dia. chimneys.

The #2 Queen will fit the following lamp parts:  
**chimneys:** no. 57932, 57944, 57946, 57954, 57972, 57953, 57956, 57940  
**tripods:** no. 12713, 12719  
**shade ring holders:** no. 10722, 10734  
**ball shade holders:** no. 10780, 10790  
**collars:** no. 20012, 20017,



For Ordering with Regular On-Off, Turn-knob socket

- 30204-** brown cord
- 30204B-** black cord
- 30205-** white cord
- 30206-** clear gold cord
- 30219-** clear silver cord

For Ordering with 3-way bottom light (includes 7.5 watt bulb).

- 30207-** brown cord
- 30208-** white cord
- 30209-** gold cord

**No. 2 Brass plated electrified burner.** Fits most No. 2 size collars and comes with **removable screw-on collar** that also fits threaded glass bases. Has high quality, U.L. listed 6 ft. cord,  $1\frac{3}{16}$ " dia. threaded base, and accepts 3" dia. chimneys. **Fits the following parts:**

- Chimneys:** no. 57932, 57944, 57946, 57954, 57972, 57953, 57956, 57940
- Tripods:** no. 12714, 12717
- Shade Ring Holders:** no. 10724, 10730
- Ball Shade Holders:** no. 10780, 10790
- Collars:** no. 20012, 20017, 20011, 20019



**Solid Brass Central Draft style Electrified Burners.** This well made burner has threading to fit most all old Central Draft style lamps and is assembled using top quality U.L. listed cord, socket, and brass socket shell. Has  $2\frac{3}{8}$ " dia. threaded base to fit Rochester and G-W-W lamps and accepts  $2\frac{5}{8}$ " base dia. chimneys.

-For 6 ft. cord set that exits thru the side, **side-out**

- 30231-** brown cord
- 30232-** white cord
- 30233-** clear gold cord

-For 8 ft. cord that exits thru the bottom (pictured)

- 30235-** brown cord
- 30236-** white cord
- 30237-** clear gold cord

# #1 & #2 Oil Lamp Adapters, Swag Kits



English Duplex Electrified Burner. Solid brass burner is wired with U.L. listed parts and 1st quality 6 ft. lamp cord. Has dummy wick winders and extinguisher lever. Comes with 1½" dia. threaded base and may require our collar (no. 20003) for a proper fit to your lamp. Accepts 2½" base dia. chimneys.

The English Duplex fits these parts:

**chimneys:** no. 57920, 57924,

57938, 57934

**ball shade holder:** no. 10784

**collar:** no. 20003

<b>30214-</b> brown cord
<b>30215-</b> white cord
<b>30216-</b> clear gold cord



No. 2 size Old Style, Solid Brass Gallery and Brass Shade Ring with high quality, U.L. listed 6 ft. (side exit) cord, brass socket shell, and fine polished and lacquered finish. Gallery **accepts 3" base dia. chimneys.**

**30266-** w/ 7" ring, brown cord

**30267-** w/ 7" ring, white cord

**30268-** w/ 7" ring, clear gold cord

**30269-** w/ 10" ring, brown cord

**30270-** w/ 10" ring, white cord

**30271-** w/ 10" ring, clear gold cord



No. 2 size Old Style, Solid Brass Gallery with 4" fitter size ball shade holder, high quality, U.L. listed 6 ft. (side exit) cord, brass socket shell, and fine polished and lacquered finish. **Accepts 3" base dia. chimneys.**

**30255H-** brown cord

**30256H-** white cord

**30257H-** clear gold cord

Oil Lamp Converter with solid brass push-thru socket, turned brass threaded base, and 6 ft. cord. All components are U.L. listed. Your choice of cord color.



For #1 size adapter

**30290-** brown cord

**30291-** white cord

**30292-** clear gold cord

For #2 size adapter

**30293-** brown cord

**30294-** white cord

**30295-** clear gold cord

Swag Lamp Kit with Chain for Fabric and Mica shades. This kit is designed to be mounted on a washer fitter shade with 3/8" slip center hole. 15 ft. 18-2 SPT-1 cord set, 12 ft. of oval lamp chain. Kit comes with complete Swag Hook kit with 2 hooks and mounting options that include toggle & screws. Also, kit has cord switch, socket, brass plated loop, 2" long brass nipple, nuts & assembly instructions. Supplied w/U.L. listed or recognized components



No. 2 size Old Style, Solid Brass Gallery with high quality, U.L. listed 6 ft. (side exit) cord, brass socket shell, and fine polished and lacquered finish. **Accepts 3" base dia. chimneys** and fits shade holders/tripods #12795, 10733, 10783, 10793G.

**30255-** brown cord

**30256-** white cord


**30257-** clear gold cord



**30550P** - Swag kit with clear gold lamp cord, brass plated lamp chain, swag hooks, & socket loop hardware (pictured)

**30550A**- Swag kit with brown lamp cord, antique brass finished lamp chain, swag hooks, & socket loop hardware (not pictured)

# Mason "Fruit Jar" & Make-A-Lamp Kits



Brass Plated Mason "Fruit Jar" adapter w/ U.L. listed push-thru socket and 6 ft. cord. Collar dia. 2 3/4".

- 30280-** brown cord
- 30281-** white cord
- 30282-** clear gold cord

Heavy duty zinc Mason "Fruit Jar" adapter with U.L. listed, zinc color **push-thru socket** and 6 ft. U.L. cord. 2 3/4" dia. collar fits old or new jars.



- 30299 -** Clear Silver cord
- 30296 -** Brown cord
- 30297 -** White cord
- 30298 -** Clear Gold cord



Make-A-Lamp Kit w/9" harp and brass plated **3-way Turn Knob socket**. Has "cut to size" cork adapter (adj. From 1 1/4" to 1/2" O.D.) & 6 ft. cord. U.L. listed components.

- 30380 -** brown cord
- 30381 -** white cord
- 30382 -** clear gold cord
- 30383 -** clear silver cord



**30355-** Make-A-Lamp Kit w/9" harp & brass plated **push-thru socket**. Has "cut to size" cork adapter (adj. from 1 1/4" to 1/2" O.D.) & 6 ft. brown cord. All components U.L. listed.



Mason Jar adapter, converts fruit jar into a chimney - fitting lamp. Brass plated burner and collar, electrified with 6 ft. cord. U.L. listed components.

- 30390 -** brown cord
- 30391 -** white cord
- 30392 -** clear gold cord
- 30393 -** clear silver cord



No. 1 & No. 2 size Adapter Kits w/solid brass push-thru socket, turned brass base, 9" harp, and high quality 8 ft. lamp cord. All components are U.L. listed.

For #1 size adapter  
(1 3/16" O.D. threaded base)

- 30343-** brown cord
- 30344-** white cord
- 30345-** clear gold cord

For #2 size adapter  
(1 3/16" O.D. threaded base)

- 30346-** brown cord
- 30347-** white cord
- 30348-** clear gold cord

Make-A-Table Lamp Kit with turned brass flange & 2 wood screws for wooden lamp mount, 8 ft., 18/2 SPT-1 brown cord set, lamp harp, **push-thru socket with side outlet** brass plated socket, nuts, washer, assembly instructions. Supplied w/U.L. listed components



- 30553F6 -** Kit with 6" lamp harp
- 30553F7 -** Kit with 7" lamp harp
- 30553F8 -** Kit with 8" lamp harp
- 30553F9 -** Kit with 9" lamp harp
- 30553F10 -** Kit with 10" lamp harp

# Table Lamp Wiring Kits



**Table Lamp Wiring Kit with 3-Way turn-knob** socket, 8 ft., 18/2 SPT-1 cord set, lamp harp, finial, riser, nut, 5/8" nipple, 2" nipple, brass nut, lock washer, & assembly instructions. Your choice of finish for cord set, socket, harp, riser, & finial. Supplied w/U.L. listed components

**Antique Brass Finish (pictured)** w/antique brass color cord set

- 30551A6** - Kit with 6" lamp harp
- 30551A7** - Kit with 7" lamp harp
- 30551A8** - Kit with 8" lamp harp
- 30551A9** - Kit with 9" lamp harp
- 30551A10** - Kit with 10" lamp harp

**Brass Plated Finish - with brown** cord set

- 30551P6** - Kit with 6" lamp harp
- 30551P7** - Kit with 7" lamp harp
- 30551P8** - Kit with 8" lamp harp
- 30551P9** - Kit with 9" lamp harp
- 30551P10** - Kit with 10" lamp harp

**Nickel Plated Finish - w/clear silver** cord set

- 30551N6** - Kit with 6" lamp harp
- 30551N7** - Kit with 7" lamp harp
- 30551N8** - Kit with 8" lamp harp
- 30551N9** - Kit with 9" lamp harp
- 30551N10** - Kit with 10" lamp harp



**Table Lamp Wiring Kit with Push-Thru** socket, 8 ft., 18/2 SPT-1 cord set, lamp harp, finial, riser, nut, 5/8" nipple, 2" nipple, brass nut, lock washer, & assembly instructions. Your choice of finish for cord set, lamp socket, harp, riser, & finial. Supplied w/U.L. listed components

**Brass Plated Finish (pictured)** w/ brown cord set

- 30552P6** - Kit with 6" lamp harp
- 30552P7** - Kit with 7" lamp harp
- 30552P8** - Kit with 8" lamp harp
- 30552P9** - Kit with 9" lamp harp
- 30552P10** - Kit with 10" lamp harp

**Antique Brass Finish - w/antique** brass cord set

- 30552A6** - Kit with 6" lamp harp
- 30552A7** - Kit with 7" lamp harp
- 30552A8** - Kit with 8" lamp harp
- 30552A9** - Kit with 9" lamp harp
- 30552A10** - Kit with 10" lamp harp

**Nickel Plated Finish - w/clear silver** cord set

- 30552N6** - Kit with 6" lamp harp
- 30552N7** - Kit with 7" lamp harp
- 30552N8** - Kit with 8" lamp harp
- 30552N9** - Kit with 9" lamp harp
- 30552N10** - Kit with 10" lamp harp

**Antique Brass Finish - w/antique** brass cord set

- 30554A6** - Kit with 6" lamp harp
- 30554A7** - Kit with 7" lamp harp
- 30554A8** - Kit with 8" lamp harp
- 30554A9** - Kit with 9" lamp harp
- 30554A10** - Kit with 10" lamp harp

**Nickel Plated Finish (pictured)** w/clear silver cord set

- 30554N6** - Kit with 6" lamp harp
- 30554N7** - Kit with 7" lamp harp
- 30554N8** - Kit with 8" lamp harp
- 30554N9** - Kit with 9" lamp harp
- 30554N10** - Kit with 10" lamp harp

**Brass Plated Finish - with brown** cord set

- 30554P6** - Kit with 6" lamp harp
- 30554P7** - Kit with 7" lamp harp
- 30554P8** - Kit with 8" lamp harp
- 30554P9** - Kit with 9" lamp harp
- 30554P10** - Kit with 10" lamp harp

**Table Lamp Wiring Kit with Full-range dimmer**

socket, 8 ft., 18/2 SPT-1 cord set, lamp harp, finial, riser, nut, 5/8" nipple, 2" nipple, brass nut, lock washer, & assembly instructions. Your choice of finish for cord set, socket, harp, riser, & finial. Supplied w/U.L. listed components



# Special Lamp Adapters & Lamp Wiring Kits



Complete **3-way Turn Knob** (side outlet) Socket with 8 ft. cord, Solid Brass shell, w/ set screw. U.L. listed components.

- 30375** - brown cord
- 30376** - white cord
- 30377** - clear gold cord
- 30378** - clear silver cord



Adapter Kit for 1/2", 3/4", and 1" base openings. Comes with brass plated **push-thru (side outlet) socket**, 6 ft. cord, and all necessary hardware. Supplied w/U.L. listed components

- 30336**- brown cord
- 30337**- white cord
- 30338**- clear gold cord



Adapter kit for 1/2", 3/4", & 1" base openings. Has 8" harp, harp base, brass plated **push-thru side outlet socket** and 8 ft. cord. All components U.L. listed. Your choice of cord color. Supplied w/U.L. listed components

- 30340**- brown
- 30341**- white
- 30342**- clear gold



Complete **push-thru (side outlet) socket** w/ 8 ft. cord and brass plated shell. All U.L. listed components.

- 30333**- brown cord
- 30334**- white cord
- 30335**- clear gold cord

**30350**- Make-A-Lamp Kit w/ "cut to size" cork wrap adapter (adj. from 1 1/4" to 1/2" in size), brass plated **push-thru socket** and 6 ft. cord. All components U.L. listed.

- 30351** - 1 3/4" Cork Size
- 30352** - 2 1/4" Cork Size



Complete Candlestick Kit, with 4" antique gold drip candle cover, candelabra socket, 8 ft. clear gold cord with in-line switch. U.L. listed components.

- 30410** - 3/4" O.D. bottom
- 30411** - 15/16" O.D. bottom



Complete Candlestick Kit, with 4" white candle cover, candelabra socket, 8 ft. clear silver cord with in-line switch. U.L. listed components.

- 30405** - 3/4" O.D. bottom.
- 30406** - 15/16" O.D. bottom

Vintage Table Lamp Rewiring Kit, 8 ft., 18/2 SPT-1 cord set, **3-Way turn-knob** socket, nuts, washer, assembly instructions. Supplied w/U.L. listed components



- 30553N**- Nickel plated socket, clear silver cord set
- 30553P**- Brass plated socket, brown cord set
- 30553A**- Antique brass socket, Ant. brass cord set

Vintage Table Lamp Rewiring Kit with **Full-range dimmer** socket, 8 ft., 18/2 SPT-1 cord set, Full range dimmer socket, nuts, washer, assembly instructions. Supplied w/U.L. listed components



- 30556P**- Brass plated socket, brown cord set
- 30556A**- Antique brass socket, Ant. brass cord set
- 30556N**- Nickel plated socket, clear silver cord set

# Special Pendant Kits

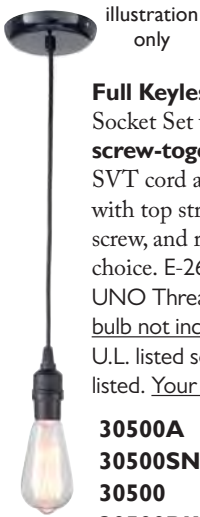


illustration only

**Full Keyless (On/Off) Pendant Socket Set** with die cast aluminum **screw-together socket**, 6 ft. black SVT cord attached and complete with top strain relief bushing, set screw, and ready for a canopy of your choice. E-26 medium socket, No UNO Thread, 1/8 IPS Cap, Canopy, bulb not included. 60 watt max. Has U.L. listed socket, fixture is not U.L. listed. Your choice of socket finish:

- 30500A** -Antique Brass
- 30500SN** -Satin Nickel Finish
- 30500** -Brass Plated Finish
- 30500BK** -Satin Black Finish (pictured)

## Pendant Socket Sets



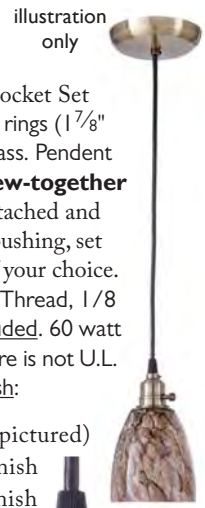
30500BK - Full Keyless



30501A - On/Off Turn Knob w/UNO Threads

**On/Off Turn-Knob Pendant Socket Set** w/UNO threads and two UNO rings (1 7/8" O.D.) will fit neckless pendant glass. Pendant set with die cast aluminum **screw-together socket**, 6 ft. black SVT cord attached and complete with top strain relief bushing, set screw, and ready for a canopy of your choice. E-26 medium socket with UNO Thread, 1/8 IPS Cap, Canopy, shade not included. 60 watt max. Has U.L. listed socket, fixture is not U.L. listed. Your choice of socket finish:

- 30501A** -Antique Brass (pictured)
- 30501SN** -Satin Nickel Finish
- 30501** -Brass Plated Finish
- 30501BK** -Satin Black Finish



Closeup of #30501A Socket



Antique Brass Finish



Satin Nickel Finish



Brass Plated Finish




Satin Black Finish



**Neckless Ball Holder Kits.** Kits include white enamel neckless ball holder, standard size porcelain socket, 8 ft. white 18/3 SVT lamp cord, white enamel canopy and mounting hardware. Shades not included.

- 11790**- Kit for 4" top opening neckless shades
- 11791**- Kit for 5" top opening neckless shades




**Neckless Ball Holders.** 2-piece set includes white enamel neckless ball holder and "backing" insert that goes inside the shade. No mounting hardware included.

- 11792**- Holder for 4" top opening neckless shades
- 11793**- Holder for 5" top opening neckless shades



**Brass Pendant Fixture** with antique finish (less glass shade) electrified.

- 69415A**- with 4" Fitter glass holder, adjustable drop up to 26".
- 69417A**- with 6" fitter glass holder, adjustable drop up to 27".



**11794** - Cylinder Glass Holder Kit. Kit includes white enamel canopy, standard size porcelain socket, 48" long 18/3 SVT lamp cord & adjustable tripod designed to fit 4", 4 1/2", 5", and 6" outside diameter cylinders. Comes with all mounting hardware and includes a hang-straight swivel below the tripod. Not U.L. listed. (Glass shade not included)

Illustration shows a 6" X 12" genuine opal glass cylinder

# Special Pendant Kits

**I**ndustrial Pendant Fixtures with your choice of a 2¼", 3¼", or 4" UNO holder, and matching finish on the canopy, socket, and shade holder. Each fixture comes with **SOLID BRASS canopy, shade holder, & lamp socket**, black cotton covered twisted cord, a turned brass flat-key turn knob UL listed socket, & complete canopy mounting hardware. Fixture is not UL listed, adjustable 27 inch drop to bottom of holder, 5 lb. maximum weight capacity.

Antique Brass Finish fixture complete with:

**69147A2** - 2¼" shade holder

**69147A3** - 3¼" shade holder

**69147A4** - 4" shade holder

Antique Bronze Finish fixture complete with:

**69147B2** - 2¼" shade holder

**69147B3** - 3¼" shade holder

**69147B4** - 4" shade holder

Polished & Lacquered Finish fixture complete with:

**69147P2** - 2¼" shade holder

**69147P3** - 3¼" shade holder

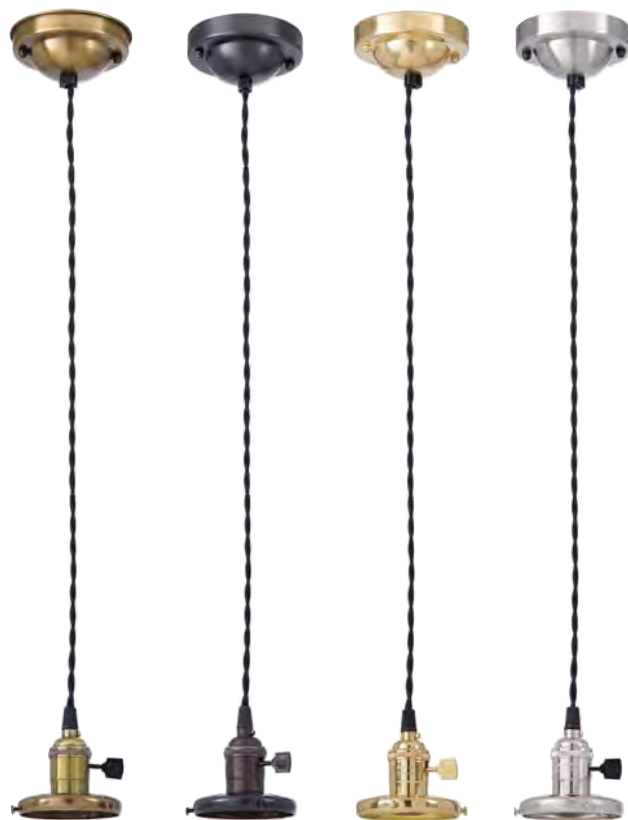
**69147P4** - 4" shade holder

Satin Nickel Finish fixture complete with:

**69147SN2** - 2¼" shade holder

**69147SN3** - 3¼" shade holder

**69147SN4** - 4" shade holder



Antique  
Brass

Antique  
Bronze

Polished &  
Lacq.

Satin Nickel  
Finish

## Industrial Style Pendants (less shade)



**69141A** -  
Antique  
Brass

**69141SN** -  
Satin  
Nickel

**69141BL** -  
Blue

**69141G** -  
Green

**69141R** -  
Red

**69141B** -  
Black

**69141W** -  
White

## Industrial Style Pendants (less shade)

Match fixtures with shades on pages H-101 thru H-102.  
5 lb. maximum weight capacity

**T**hese Industrial Pendants are styled after early fixtures and are very trendy in today's minimalist decorating schemes. The canopy has a porcelain enamel finish. The black lamp cord is twisted and cotton covered. Pendant comes with a turned brass socket shell and early style flat key turn knob socket. Socket unit is U.L. listed, but the fixture is not U.L. approved. Adjustable 27" drop is measured to bottom of the 2¼" UNO style holder. Your choice of canopy color.

# Wall Bracket Parts and Accessories



**00680T** - Stainless steel bracket lamp reflector with back loop for mounting on iron bracket reflector arm post. 7 $\frac{3}{8}$ " dia.



**13971** - Reflector nut used to attach the #00680 mercury reflector to brackets #73801 and #73806. Cast iron with satin black finish.




**13972** - Replacement Reflector holder, screws into our #00680 Reflector (see right) and slips our #13971 Reflector nut (see left)



**00680** - Exact replica of early "mercury" glass bracket lamp reflector. 7" dia., fits our brackets #73801 & #73806. (Does Not Contain Mercury). Includes item #13972 - reflector holder.



**13910** - 5 $\frac{1}{4}$ " inside dia. iron bracket bowl. Fits our #50100 series fonts and many old fonts. Has  $\frac{1}{4}$ " center hole.



**73818** - Cast iron Victorian style wall mount plant hanger. 3 $\frac{3}{8}$ " X 10 $\frac{3}{4}$ " L. w/satin black finish.



**73974** - Cast Iron Coat Hook, satin black finish, 7 $\frac{1}{4}$ " high



Glass bracket lamp font to fit all bracket lamps in this catalog and many old lamps. Has No. 2 collar, top dia. of 5 $\frac{3}{4}$ ", bottom 3 $\frac{3}{4}$ ".

- 50100** - Opal
- 50101** - Crystal
- 50103** - Cobalt blue
- 50106** - Medium Blue

## All Iron Bracket Lamps & Bracket Lamp Parts Are With Satin Black Finish



**13928** - Small bracket lamp hinge, 3 $\frac{3}{8}$ " long.



**13926** - Square iron bracket lamp hinge. 3" height.



**13930** - Double bracket lamp hinge. 5" height.

# Wall Bracket Lamp Frames, Hanging Lamp Parts



**73805** - Cast iron wall bracket extends 9" from wall. Bowl dia. at base is 3 1/2" and fits #50100 series fonts.



**10580** - Cast brass bracket lamp frame. Extends 9" from wall. Polished & lacquered.




**73801** - Cast iron reflector bracket extends 11". Accepts #00680 reflector, #13971 reflector nut, and #50100 series fonts.



**73813** - Cast iron double bracket lamp with plain bowls and satin black finish. Extends 11" from wall, fits our #50100 series fonts.




**73803** - Cast iron wall bracket extends 11" from wall and accepts #50100 series fonts.




**08399** - 20" diameter, 3 1/2" tall, 6 1/2" center hole, Mammoth Hanging lamp tin reflector shade. Our shade is original looking in all detail with an embossed waffle pattern and dark green painted top. Fits many brands of antique Mammoth hanging lamp frames.

## HOOKS FOR HANGING LAMPS



**73976** - Cast iron hook for hanging lamp with a Victorian motif, satin black finish, 3 1/2" long hook with 3 7/8" long screw, 7 3/8" overall.



**73975** - Cast iron hook for hanging lamp with a "Dolphin" motif, satin black finish, 3 1/2" long hook with 3 7/8" long screw, 7 3/8" overall.



**73973** - Cast iron backplate for hook. 2 1/2" diameter, 3/8" I.D. center hole, 1" X 1" square inset. Satin black finish.



**60634** - "Library" style, solid brass hanging lamp frame for 14" Dome Shade. Comes with Czech prisms and 3 1/4" I.D. font holders (fits our #50200 series fonts - see Lamp Glass Catalog). 33" drop. Unwired.



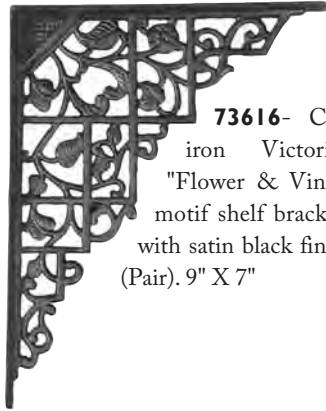
**63601** - Lomax replica, cast iron hanging lamp frame. Exact copy of Lomax counter-balance lamp (circa 1870). Accepts a 14" slant shade (e.g. our #08400 and #50100 series fonts (see *Lamp Glass Catalog*). 31" drop. Unwired.

# Cast Iron Shelf Brackets

- Reproduced From Antique Brackets -



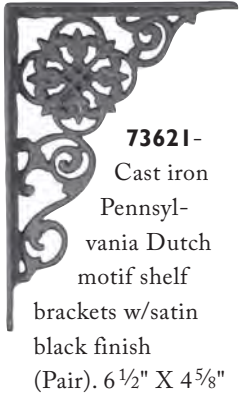
**73610** -  
Cast iron  
Pennsylvania  
Dutch motif  
**miniature** shelf  
brackets w/satin  
black finish (Pair). 3"  
X 4"




**73616**- Cast  
iron Victorian  
"Flower & Vines"  
motif shelf brackets  
with satin black finish  
(Pair). 9" X 7"



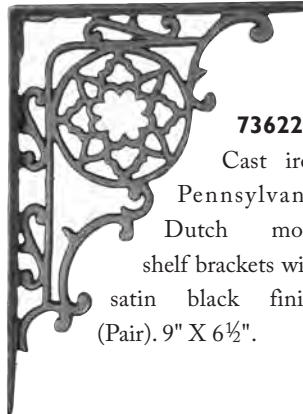
**73623**  
- Cast  
iron "Crowing  
Rooster" shelf  
brackets and /or plant  
hangers, satin black  
finish, (pair) 9 7/8" x 8".



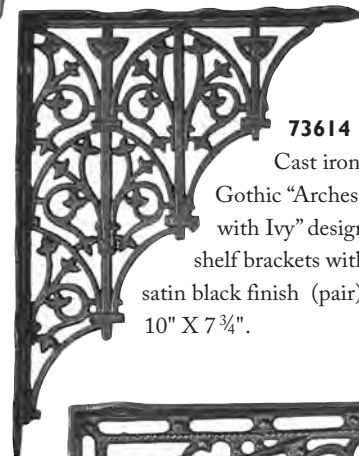
**73621**-  
Cast iron  
Pennsyl-  
vania Dutch  
motif shelf  
brackets w/satin  
black finish  
(Pair). 6 1/2" X 4 5/8"



**73613**  
- Cast  
iron "Swallows  
in Flight" shelf  
brackets, satin  
black finish, (pair),  
10 1/4" x 7".



**73622** -  
Cast iron  
Pennsylvania  
Dutch motif  
shelf brackets with  
satin black finish  
(Pair). 9" X 6 1/2".



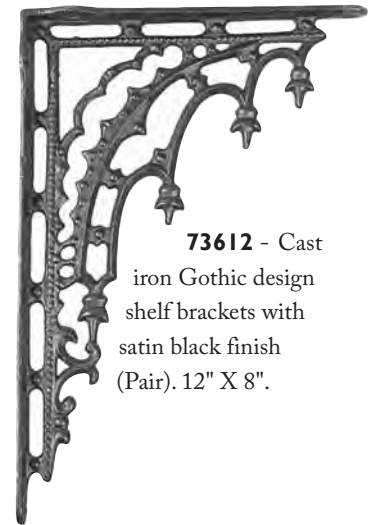
**73614** -  
Cast iron  
Gothic "Arches  
with Ivy" design,  
shelf brackets with  
satin black finish (pair).  
10" X 7 3/4".



**73617** -  
Cast iron  
Pennsylvania  
Dutch motif  
shelf brackets,  
satin black finish,  
(pair) 8" x 6 1/2".



**73611** - Cast  
iron Victorian  
design shelf brackets  
with satin black finish  
(Pair). 11" x 9".



**73612** - Cast  
iron Gothic design  
shelf brackets with  
satin black finish  
(Pair). 12" X 8".

## **WARNING** Labels for Lighting Components & Fixtures

Use these clear, borderless, adhesive-backed labels to remind your customers of the proper wattage for your custom fixture or table lamp.  
Labels are shown in approximate size (1 1/8" X 3/4" ht.)

**WARNING:**  
**RISK OF FIRE**  
Light Bulb Max.  
**25 Watt**

**99281** - 25 Watt Max.  
Light Bulb Label (50  
pcs. min. order quantity)

**WARNING:**  
**RISK OF FIRE**  
Light Bulb Max.  
**40 Watt**

**99282** - 40 Watt Max.  
Light Bulb Label (50  
pcs. min. order quantity)

**WARNING:**  
**RISK OF FIRE**  
Light Bulb Max.  
**60 Watt**

**99283** - 60 Watt Max.  
Light Bulb Label (50  
pcs. min. order quantity)


**WARNING:**  
**RISK OF FIRE**  
Light Bulb Max.  
**75 Watt**

**99284** - 75 Watt Max.  
Light Bulb Label (50  
pcs. min. order quantity)

**WARNING:**  
**RISK OF FIRE**  
Light Bulb Max.  
**100 Watt**

**99285** - 100 Watt Max.  
Light Bulb Label (50  
pcs. min. order quantity)

# Finishing and Cleaning Supplies



**Adhesive backed, green felt dots**

- 10198C**- 3/8" dia. dots ( per 100)
- 10198**- 3/8" dia. dots (per 1000)
- 10199C**- 3/4" dia. dots (per 100)
- 10199**- 3/4" dia. dots (per 1000)



**Green Felt for Lamp Bases**

Green felt with adhesive back

- 10204** - 4" round
- 10205** - 5" round
- 10206** - 6" round
- 10207** - 6 1/2" round
- 10208** - 7" round
- 10209** - 8" round



**99059**- Ultimate Cloth® Exclusive, patented Mi-raFiber technology cleans glass and many other materials with water only! 13.5" X 15.5" cloth is washable & re-usable. Forget expensive glass cleaners, just dampen with water and clean to a spotless finish - guaranteed 5 years general use.



**Adhesive backed green felt**

- 10201** - 6" square
- 10203** - 8" square



**99280**- Roll of cellophane for wrapping fabric lampshades. This is the same wrap that is used by the factory. Take a customer's "returned" lampshade and give it a factory-new look! One pound roll is 4" wide



**99056**- Dry Shade Cleaner New! RUBGUM brand dry cleaning "puff" is excellent for silk, rayon, cotton, parchment, suede, etc. and is harmless to colors, material, & hands.



**Felt By The Sq. Yard**

**10202** - Green felt with adhesive back. 36" X 36"



**99051** - Nev-Dull Cotton Polish is a great cleaner for all metals especially brass, copper and silver. 5 oz. can.

**99049** - Sparkle Plenty crystal & glass cleaner. Great for prisms, just spray on and let drip dry for a sparkling clean finish. Guaranteed safe. 32 oz. bottle



**99057**- Happich Simichrome Polish is the finest all metal polish for brass, copper, gold, silver, chrome, nickel, pewter, carbon steel, & antique metal objects. 1.76 oz. tube



**48900** - PVC Electrical Tape. U.L. listed. 60 ft. X 3/4", rated 600V-176 degree F.

Happich Simichrome Polish is the finest all metal polish for brass, copper, gold, silver, chrome, nickel, pewter, carbon steel, & antique metal objects. 8.82 oz. can



**99058**-

# Quality Thread Cutting & Tapping Tools, Pipe Cutter



Round Split Adjustable Dies, Use die stock holder #99262.

- 99266-** 6/32 thread, 1<sup>3</sup>/<sub>16</sub>" O.D.
- 99267-** 8/32 thread, 1<sup>3</sup>/<sub>16</sub>" O.D.
- 99268-** 1/4-27 thread, 1" O.D.
- 99269-** 1/8 NPS thread, 1" O.D.

1<sup>1</sup>/<sub>2</sub>" diameter die. Use die stock holder #99261.

- 99270 -** 1/4 NPS thread



**99271-** 6/32 Plug Style Hand Tap, Use tap wrench #99260.

**99272-** 8/32 Plug Style Hand Tap, Use tap wrench #99260.

**99273-** 1/4-27 Bottoming Style Hand Tap, Use tap wrench #99260 or #99264.

**99274-** 1/8 NPS Hand Tap, Use tap wrench #99264.

**99275-** 1/4 NPS Hand Tap.



**99054 -** Loctite 271™. High strength thread locker, to be applied to threaded areas and assembled parts. 10 ml bottle.



**99055 -** Loctite 290™. To secure screws and other fittings after assembly is completed. 10 ml bottle.



**99257-** Tube Cutter, neatly cuts tubing 1/8" to 1 3/8" O.D. Cuts copper, brass, aluminum, & stainless steel. Made with heavy cast iron frame, machined steel rollers and replaceable cutting wheel



**99260-** T-type Tap Wrench for 0 to 1/4", accommodates 6/32, 8/32, & 1/4-27 taps.

**99050-**

Devcon 5 minute Epoxy. Recommended for glass, ceramics, china, metal, & wood. Dries very clear and resists water. 25 ml.



**99262- All Steel Round Die Stock Holder for 1<sup>3</sup>/<sub>16</sub>" to 1" O.D. dies. Holds 6/32, 8/32, 1/4-27 & 1/8 NPS dies. Fine quality tool, cast and machined from one solid steel piece.**



**99261- All Steel Round Die Stock Holder for 1 1/2" dies. Holds 1/4 NPS die. Fine quality tool, cast and machined from one solid steel piece.**



**99231-** 5" stainless steel straight nose Excel hemostat



**99232-** 5" stainless steel curve nose Excel hemostat



**99255-** High quality prism pinning tool includes a keen tip for neatly shaping wire and "pinning" prisms. 5 1/4"

# Special Lamp Making Tools


We are proud to offer high quality professional tools, which have been hand-picked by Charley Coppinger and Jim Morton. Craftsmen Charley and Jim have over 70 years combined experience working in our lamp repair and assembly department. Their tool selections (shown on these pages) offer just about every precision hand tool you might need for table lamp and lighting fixture repair and assembly. Our Klein Tools® are warranted and will provide a lifetime of great service.



**99234-** This compact, lightweight wire-stripping and cutting tool is designed to cut 10 - 18 AWG wire. The precision-ground stripping holes cleanly cut wire and aid in easy removal of insulation. A narrow nose helps this tool fit easily into tight places.



**99263-** High quality wire stripper and cutter tool with adjustable slide stop with set screw for 12-26 AWG wire. 5 1/4"



**99256-** Heavy Cast Metal Chain Pliers, 7" long



**99238-** 6" (152 mm) Standard Long-Nose Pliers, Side-Cutting, Induction-hardened cutting knives for long life. Knurled jaws for sure wrapping and looping. Slim head design for working in confined areas. Hot-riveted joint ensures smooth action and no handle wobble. Curved handles provide greater tool control



**99241-** 10" (254 mm) Pump Pliers, Klein Tools 10 in. (254 mm) Pump Pliers feature a secure tongue and groove design for a non-slip grip even when heavy pressure is applied. It has a tension-loaded joint to reduce handle wobble for sure gripping.

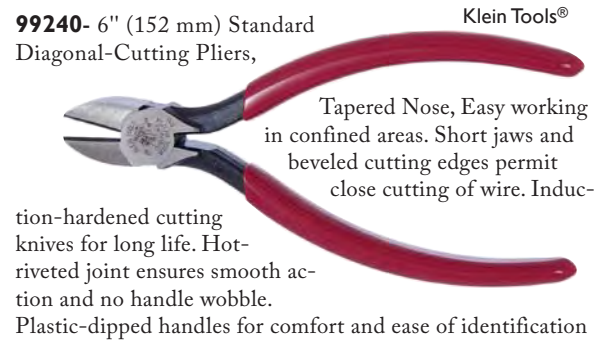
Plastic-dipped handles provided added comfort and ease of identification



**99239-** 6" (152 mm) Slip-Joint Pliers, Shear-type cutter for precision wire cutting. Two versatile jaw positions. Serrated jaws provide sure-gripping power. Nickel-chrome plated for long life. Knurled handles for greater leverage



**99242-** Professional 4-in-1 Tube Bender, It is designed to bend four popular tube sizes. Markings are calibrated for accurate left-hand, right-hand and offset bends, Bends 3/16" (5 mm), 1/4" (6 mm), 5/16" (8 mm) and 3/8" (10 mm) O.D. tubing.



**99240-** 6" (152 mm) Standard Diagonal-Cutting Pliers, Tapered Nose, Easy working in confined areas. Short jaws and beveled cutting edges permit close cutting of wire. Induction-hardened cutting knives for long life. Hot-riveted joint ensures smooth action and no handle wobble. Plastic-dipped handles for comfort and ease of identification



**99236-** 1/8" (3 mm) Flat-Tip Screwdriver - 4" (102 mm) Round-Shank



**99237-** 3/16" (5 mm) Flat-Tip Screwdriver - 4" (102 mm) Round-Shank



**99235-** Profilated #2 Phillips-Tip Screwdriver - 4" (102 mm) Round-Shank



**99259-** 1/2" Hollow Shaft Hex Nut Driver.



**99258-** 9/16" Hollow Shaft Hex Nut Driver.

# INDEX

<b>A Acrylic Bases</b> .....	H144
<b>ADAPTERS</b>	
Bulb (clip-on).....	H72
Candlestick Kit.....	H192
Electric.....	H189
Fruit Jar.....	H175, H190
Make-A-Lamp.....	H188-H192
Oil.....	H175
Rubber Candlestick & Bottle.....	H56
Shade.....	H72
Socket Cap.....	H13, H150
Uno.....	H72
<b>ALADDIN®, Parts Designed to Fit Mantle Lamps</b>	
Genuine Aladdin® Parts.....	H183-H184
Quality Replacement Parts Designed To Fit Aladdin® Brand Lamps ..	H181-H182
<b>Antique Style Bulbs</b> .....	H95-H96
<b>ARMS</b>	
Arm Backs.....	H66, H154
Arm Ends.....	H66
Bent Arms.....	H152
Bridge.....	H150
Cast Brass.....	H152-H154
Figurine.....	H51, H151
Flexible.....	H152
Pin Up Arms.....	H152
<b>B Back Plates</b> .....	H137-H140
<b>Balls</b> .....	H50, H66, H76, H147, H161
<b>Ball Shade Top Ring</b> .....	H171
<b>Banding</b> .....	H172
<b>BASES</b>	
Acrylic.....	H144
Brass.....	H141-H143
Industrial.....	H142
Iron.....	H142
Marble.....	H147
Modern.....	H143-H144, H146
Onyx.....	H147
Oriental.....	H145
Wooden.....	H145-H146
<b>Beaded Chain</b> .....	H24
<b>Bobesche</b> .....	H157-H159
<b>Bodies</b> .....	H151, H160-H163
<b>Bracket Lamp Parts</b> .....	H195-H196
<b>Bracket Shelves</b> .....	H197
<b>BREAKS</b>	
Acrylic.....	H144
Brass.....	H143, H147
Marble & Onyx.....	H147
<b>BULBS (LIGHT BULBS)</b>	
Incandescent.....	H95-H100
Halogen.....	H100
LED.....	H95
<b>BURNERS</b>	
Cut Out.....	H181, H187
Electric.....	H182, H188-H189
Oil/Kerosene.....	H178-H180, H183
Wired w/shade holders.....	H189

<b>BUSHINGS</b>	
Cord.....	H42, H46, H52
Eyelet.....	H52
Reducing.....	H52-H53
<b>C Cables</b> .....	H112
<b>Candle Covers</b> .....	H89-H94
<b>Candle Cup</b> .....	H155-H156
<b>Candle Plates</b> .....	H157-H159
<b>Candelabra Candle Cap</b> .....	H89
<b>CANOPY &amp; CANOPY KITS</b>	
Brass.....	H114-H126, H171
Steel.....	H119, H127-H135
<b>Caps, Brass</b> .....	H50, H54, H66, H160-H163
<b>Caps, Oil/Kerosene</b> .....	H176
<b>Cellophane</b> .....	H198
<b>CHAIN</b> .....	H103-H110, H173
Jack.....	H110
Ladder.....	H110
<b>Chain Connectors</b> ..	H110-H111, H173
<b>Chain Links</b> .....	H111, H173
<b>Chain Pliers</b> .....	H110, H200
<b>Check Rings</b> .....	H57-H58
<b>CLEANERS</b>	
Brass (Nevr-Dull).....	H198
Crystal (Sparkle Plenty).....	H198
Metal Polish (Simichrome).....	H198
<b>CLUSTERS</b>	
Bodies.....	H151, H160-H163
Socket.....	H15-H16, H20
<b>Coat Hooks</b> .....	H195
<b>Collars, Oil</b> .....	H174-H176
<b>COLUMNS</b>	
Brass & Metal.....	H69, H142, H149
Marble & Onyx.....	H147
<b>Connectors</b> .....	H148
<b>Convenience Outlet</b> .....	H32
<b>Converters</b> .....	H72
<b>Cord/Cord Sets</b> .....	H39-H41, H43-H45
<b>Cord Bushings</b> .....	H42, H46, H52
<b>Cord Strain Relief</b> .....	H46
<b>Cord Switches</b> .....	H35-H38
<b>Cork Adaptor</b> .....	H190
<b>Couplings</b> .....	H65
<b>Covers</b> .....	H89-H94
<b>Cross Bars</b> .....	H47-H48
<b>Crowns (For Shades)</b> .....	H172
<b>Cups</b> .....	H155-H156, H161
<b>D Dietz Brand Lanterns</b> .....	H185-H186
<b>Dietz Brand Replacement Parts</b> .....	
.....	H176-H178
<b>Dimmers</b> .....	
.....	H2-H3, H5, H7-H9, H11, H33-H36
<b>E Elbows</b> .....	H66
<b>Epoxy</b> .....	H199
<b>F Felt</b> .....	H198
<b>Fencing (Brass)</b> .....	H172
<b>Figurine Arms</b> .....	H51
<b>FINIALS</b>	
1/4-27F.....	H76-H78, H80-H88

1/8F.....	H67-H68, H78
Finial Bases.....	H87
Finial Display Cases & Stands.....	H79
Finishing & Cleaning Supplies.....	H198
<b>FIXTURES</b>	
Bead Chain.....	H135
Ceiling Pans.....	H136
Center Post.....	H135
Cylinder.....	H193
Industrial.....	H193-H194
Neckless Ball.....	H193
Schoolhouse.....	H113
<b>Flame Spreader</b> .....	H183
<b>Flange</b> .....	H48, H52
<b>FLOOR LAMP PARTS</b>	
Bases.....	H142
Bridge Lamp Arms.....	H150
IES Holder.....	H149, H168
Pipe.....	H51
Sockets.....	H23
Tubing.....	H114, H149
<b>G GALLERIES</b>	
Unwired.....	H168
Wired.....	H189
<b>Gas Cocks</b> .....	H154
<b>Glue</b> .....	H199
<b>Gravity Hooks</b> .....	H68
<b>Grommets</b> .....	H148
<b>Ground Wire &amp; Lugs</b> .....	H45-H46
<b>H Halogen Parts</b> .....	H29-H30
<b>Hang Straights</b> .....	H60
<b>Harp Bases</b> .....	H74
<b>Harp Risers</b> .....	H75-H76
<b>Harps</b> .....	H72-H74
<b>Hex Nuts</b> .....	H55
<b>Hickeys</b> .....	H48
<b>HOLDERS (shade holders)</b>	
1 1/8".....	H155
1 5/8".....	H164
1 3/4".....	H164
2 1/4" Lip Fitter.....	H164-H165, H167
2 1/4" Neckless Glass.....	H164
3 1/4".....	H134, H166-H167
4".....	H114, H136, H166-H167, H169
4" Neckless.....	H193
5".....	H167, H170
5" Neckless.....	H193
6".....	H114, H136, H167, H169
7".....	H169-H170
8".....	H136
10".....	H169-H170
12".....	H184
14".....	H170, H172, H184
Ball Shade.....	H171
Bead Chain.....	H168
Chimney.....	H168
Fixture & Gas.....	H167
IES.....	H149, H168
Modern.....	H161, H164, H168
Pendant.....	H164
Ring Type.....	H170
Tripod.....	H169, H184

# INDEX

- HOLDERS (shade holders) (cont.)**  
 Undersocket.....H169-H170  
 UNO.....H165-H166  
**Hooks**.....H61, H63, H111, H173, H195-H196  
**Hoops & Oil Caps**.....H176  
**Husks**.....H155, H156
- I Insulators**.....H14
- IRON**  
 Bracket Lamp Frames.....H196  
 Bracket Lamp Parts.....H195-H196  
 Bracket Shelves.....H197  
 Coat Hangers, Hooks.....H195
- K Key Extensions**.....H68  
**Keys**.....H68  
**Knobs**.....H50
- L Lamp Cord**.....H39-H41, H43-H45  
**Lamp Crystal Magnets**.....H111  
**Lamp Frames**.....H196  
**Lamp Wiring Kits**.....H188-H192  
**Leaves**.....H157  
**Light Controls**.....H33-H34  
**Liners (Paper for Sockets)**.....H14  
**Loaders**.....H148  
**LocTite**.....H199  
**Lock Washer**.....H56  
**Loops**.....H59-H63
- M Marble/Onyx**.....H147  
**Magnet ( for Lamp Crystals)**.....H111  
**Make-a-lamp Kit**.....H190-H192  
**Mason Jar Wired Kit**.....H190  
**Mogul Bulb**.....H100  
**Mogul Socket**.....H23, H28  
**Motion Detectors**.....H33
- N Necks**.....H69-H71, H160  
**Nevr-dull**.....H198  
**Nipples**.....H51-H52  
**Nozzles**.....H53  
**Nuts**.....H50, H55
- O Oil Caps & Hoops**.....H176, H183  
**Oil Lamp Adaptor**.....H175  
**Onyx/Marble**.....H147
- P Pendant Socket Cover**.....H156, H164  
**Pendant Stem**.....H120  
**Pendant Support**.....H112  
**Pendants/Wired Kits**.....H193-H194  
**Pin Up Arm**.....H152  
**Pipe**.....H51, H161  
**Pliers**.....H200  
**Plug End Cover**.....H44  
**Plugs**.....H31-H32  
**Polish/Cleaners**.....H198  
**Pulls, Chain**.....H24
- R REDUCERS**  
 Collar.....H174  
 Pipe, Rod, & Nipple.....H52-H53  
 Socket.....H28  
**Reflector, Mercury**.....H195  
**Reflector Nut & Screw**.....H195
- Reflector, Tin**.....H195-H196  
**Remote Light Control**.....H33-H34  
**Rings**.....H170  
**Risers**.....H74-H76  
**Rod, Threaded**.....H51  
**Rosettes**.....H50  
**Rubgum Shade Cleaner**.....H198
- S “S” Hooks**.....H108, H111  
**Schoolhouse Fixture**.....H113  
**Screw Collar Loop**.....H62-H63  
**Screws**.....H49  
**Seating Rings**.....H57-H58, H89  
**Shade Clip**.....H72  
**Shade Diffusers**.....H72, H74  
**Shade Holders (See Holders)**  
**Shade Rings**.....H170  
**Shade Risers**.....H74, H76
- SHADES (METAL)**  
 Industrial/Modern.....H101-H102  
 Kerosene Reflector.....H195-H196  
**Silicone Bulbs**.....H97  
**Simichrome Polish**.....H198  
**Slip Rings**.....H57  
**Smoke Bells**.....H171
- SOCKETS**  
 Adapters.....H28, H33-H34  
 Adjustable.....H111-H112, H15, H26  
 Bayonet.....H30  
 Bottom Turn Knob.....H17-H18  
 Candelabra With Rings.....H26  
 Caps.....H13, H16  
 Ceiling Receptacle.....H23  
 Clip In.....H19, H21, H23  
 Cluster Head & Bodies.....H15-H16, H20, H151, H161  
 Dimmers.....H2, H3, H5, H7-H9, H11, H33-H36  
 Enlargers.....H28  
 Extensions.....H28  
 Fat Boy.....H2, H11, H13  
 Fluorescent.....H30  
 GU-10.....H28, H30  
 GU-24.....H27-H28  
 Halogen.....H29-H30  
 Harness Sets.....H26  
 Heavy Turned Brass.....H7-H8  
 Hi-Lo.....H2-H3, H5, H7-H9, H11  
 Insulators.....H13-H14  
 Interiors, Candelabra Base.....H25-H26  
 Interiors, Medium Base.....H11-H14  
 Keyless.....H1-H9, H11-H12, H17-H18  
 Leviton Brand.....H1-H3, H11-H13, H18, H21-H23, H25-H26, H28, H30  
 Medium Base.....H1-H15, H17-H23  
 Metal Shell, Medium Base.....H1-H10, H15  
 Mogul.....H23  
 MR-16.....H29-H30  
 Phenolic.....H17-H20  
 Pin Type.....H19, H25  
 Pony Cleat.....H23  
 Porcelain.....H14, H21-H23
- SOCKETS (cont.)**  
 Pull Chain.....H2, H6, H8, H10-H12, H14-H18  
 Pull Chain Accessories.....H24  
 Push Thru.....H1, H3, H5-H7, H10-H12, H17-H18  
 Reducer.....H28  
 Sensor Light.....H33-H34  
 Sign Receptacle.....H21  
 Shells.....H13, H16  
 Snap In.....H19  
 Socket Caps & Shells.....H13, H16  
 Socket Cup.....H156  
 Solid Brass.....H1-H8  
 3-Terminal.....H1, H3, H9, H11-H12  
 3-Way.....H1, H3-H9, H11-H12, H17-H18  
 Turn Knobs & Keys.....H14  
 Twin Porcelain.....H23  
 UNO Thread.....H3-H4, H6, H8, H13, H16-H18  
 Weatherproof.....H19  
**Spacers**.....H71, H75  
**Sparkle Plenty**.....H198  
**Spiders**.....H169, H184  
**Spindles**.....H69  
**Spool Cord**.....H39-H43  
**Sponge for Lamp Shades**.....H198  
**Sputnik Parts**.....H161  
**Switches**.....H35-H38  
**Switches-Line**.....H36  
**Swivels & Swivel Ratchet**.....H13, H64-H65, H150
- T Tape, Electrical**.....H198  
**Tassels (brass)**.....H68  
**Tools For Lamp Making**.....H199-H200  
**Transformers**.....H35  
**Tripods**.....H169, H184  
**Tubing**.....H114, H149
- U UL, RU, CSA, ETL Definitions**.....H202  
**USB Charger**.....H35  
**Uno Type Shade Holder**.....H165-H166
- V Vase Caps**.....H54  
**Vintage Edison Bulbs**.....H95-H96
- W Wall Brackets**.....H195-H196  
**Wall Plates**.....H137-H140  
**Warning Labels**.....H197  
**Washers**.....H56  
**Weights (Loaders)**.....H148  
**Wicks**.....H176-H177, H183  
**Wire**.....H45  
**Wire Connectors**.....H46  
**Wire Ground & Lugs**.....H46  
**Wired Kits**.....H182, H188-H194  
**Wired Oil Lamp Adaptors**.....H188-H189

**REFERENCE:** ..... H220 - H223  
 • THREAD Sizes & Applications for Lighting  
 • KEROSENE BURNER Parts & Sizes  
 • U.L.-TYPE MARKS, Certifications & Descriptions  
 • New Lamp Cord & Socket Descriptions & Applications

## ITEM NO. / PAGE NO. INDEX

ITEM NO.	PAGE NO.	ITEM NO.	PAGE NO.	ITEM NO.	PAGE NO.	ITEM NO.	PAGE NO.
00680	195	10009U	141	10108	148	10232	144
00680T	195	10010	141, 149	10109	148	10233	144
07001	184	10010U	141, 149	10111	148	10234	144
07002	184	10013	142	10112	148	10235	144
08340	72	10030U	141	10113	148	10236	144
08341	72	10042U	143	10115	148	10237	144
08342	72	10043U	143	10116	148	10238	144
08343	72	10044U	115, 118, 143	10117	148	10239	144
08344	72	10045U	143	10118	148	10240	144
08350B	102	10046U	143	10119	148	10241	144
08350BL	102	10050A	143	10198	198	10242	144
08350G	102	10050N	143	10198C	198	10243	144
08350R	102	10050U	143	10199	198	10244	144
08350W	102	10051A	143	10199C	198	10245	144
08351G	102	10051N	143	10201	198	10250R	145
08355S	101	10051U	143	10202	198	10251B	145
08357U	101	10053A	143	10203	198	10251R	145
08382A	101	10053N	143	10204	198	10252B	145
08382B	101	10053U	143	10205	198	10252R	145
08382BL	101	10054A	143	10206	198	10253B	145
08382G	101	10054N	143	10207	198	10253R	145
08382R	101	10054U	143	10208	198	10254B	145
08382SN	101	10055A	143	10209	198	10254R	145
08382W	101	10055N	143	10210B	54, 145	10255B	145
08383B	101	10055U	143	10210R	54, 145	10255R	145
08383G	101	10056A	143	10210U	54, 145	10256B	145
08383R	101	10056N	143	10211B	54, 145	10256R	145
08383VW	101	10056U	143	10211R	54, 145	10257B	145
08384B	101	10057A	143	10211U	54, 145	10257R	145
08384BL	101	10057N	143	10212B	54, 145	10260B	145
08384G	101	10057U	143	10212R	54, 145	10260R	145
08384R	101	10058A	143	10212U	54, 145	10261B	145
08384W	101	10058N	143	10213B	54, 145	10261R	145
08385G	102	10058U	143	10213R	54, 145	10262B	145
08386G	102	10059A	143	10213U	54, 145	10262R	145
08387G	102	10059N	143	10214B	54, 145	10263B	145
08388B	101	10059U	143	10214R	54, 145	10263R	145
08388G	101	10060A	143	10214U	54, 145	10264B	145
08388R	101	10060N	143	10215B	54, 145	10264R	145
08388W	101	10060U	143	10215R	54, 145	10265B	145
08389B	102	10061A	143	10215U	54, 145	10265R	145
08389G	102	10061N	143	10216B	54, 145	10266R	145
08389R	102	10061U	143	10216R	54, 145	10267R	145
08389VW	102	10062A	143	10216U	54, 145	10270U	145
08390	74	10062N	143	10217B	54, 145	10271U	145
08391	74	10062U	143	10217R	54, 145	10272U	145
08392	74	10063A	143	10217U	54, 145	10273U	145
08399	196	10063N	143	10218U	54, 145	10276U	145
10000	141	10063U	143	10219U	54, 145	10277U	145
10001	141	10066	142	10220U	146	10280	144
10002	147	10067	142	10221U	146	10281	144
10003	141	10068	142	10222U	146	10282	144
10003U	141	10069	142	10223U	146	10283	144
10004U	141	10070i	142, 149	10224U	146	10284	144
10005	141	10100	148	10225U	146	10285	144
10005U	141	10101	148	10226U	146	10286	144
10007	141	10103	148	10227U	146	10287	144
10007U	141	10105	148	10228U	146	10288	144
10008U	141	10106	148	10230	144	10289	144
10009	141	10107	148	10231	144	10290	144

## ITEM NO. / PAGE NO. INDEX

ITEM NO.	PAGE NO.	ITEM NO.	PAGE NO.	ITEM NO.	PAGE NO.	ITEM NO.	PAGE NO.
10291	144	10407U	16, 151	10601	178	10737	184
10292	144	10408	16, 151	10601A	178	10739	170, 181
10293	144	10408K	16	10602	179	10739N	170, 181
10294	144	10408P	16	10605	178	10740	169, 170
10295	144	10410	15	10605A	178	10741U	165
10296	144	10411	15	10610	179	10742	169, 170
10297	144	10412	16	10610A	179	10747	164
10298	144	10412A	16	10611	179	10747N	164
10300	147	10412N	16	10611A	179	10747U	164
10301B	146	10413U	142, 149	10611N	179	10750U	165
10301U	146	10414	15	10622	179	10751	165
10302B	146	10415	15	10622A	179	10751U	165
10302U	146	10416U	142, 149	10624A	179	10752	172
10303B	146	10417U	75	10633	180	10753	172
10303U	146	10420	15	10633A	180	10754	172
10304B	146	10421U	69	10634	180	10755	172
10304U	146	10422U	69	10636	180	10756	172
10305B	146	10423U	142, 149	10637	180	10757	172
10305U	146	10424U	142, 149	10638	180	10758	172
10306B	146	10426U	142, 149	10650	187	10759	165
10306U	146	10427U	142	10660	187	10759U	165
10307B	146	10430U	69	10670	181	10762	167
10307U	146	10435	151	10670N	181	10762N	167
10308B	146	10436	151	10671	181	10762U	167
10308U	146	10437	151	10671N	181	10763	165
10309B	146	10438U	151, 161	10690	187	10763U	165
10309U	146	10439U	151, 161	10695U	164	10764	114, 167
10310B	146	10440	152	10700	170	10764A	114, 167
10310U	146	10441U	151, 161	10701	170	10764B	114, 167
10311B	146	10442U	151, 161	10702	170	10764N	114, 167
10311U	146	10443U	151, 161	10702U	170	10764S	114, 167
10312U	146	10444U	151, 161	10703	170	10764U	114, 167
10313U	146	10445U	151, 161	10705	170	10765U	164
10314U	146	10450	151	10715	165	10766	114, 167
10315U	146	10450A	151	10715U	165	10766A	114, 167
10316U	146	10451	151	10717U	165	10766B	114, 167
10320	149	10451A	151	10718U	165	10766N	114, 167
10325	149	10452	151	10719A	165	10766S	114, 167
10328N	51, 161	10452A	151	10722	170	10766U	114, 167
10328U	51, 161	10455	151	10724	170	10767N	168
10350	149	10456	151	10727	166	10769	165
10351	149	10457U	15	10727A	166	10769U	165
10351N	149	10458	15	10727B	166	10770	167
10352	114, 149	10458U	15	10727N	166	10770U	167
10353	114, 149	10459B	151	10727SN	166	10771	167
10353A	114, 149	10459U	151	10727U	166	10772	167
10353B	114, 149	10475U	154	10728	166	10772U	167
10353N	114, 149	10476U	154	10728A	166	10773	167
10354	114, 149	10477U	154	10728B	166	10773U	167
10358	114, 149	10479U	154	10728N	166	10774	167
10359	149	10485U	154	10728SN	166	10774U	167
10361	149	10486U	66	10728U	166	10775	167
10364	149	10487U	154	10730	170	10775U	167
10366	149	10493	66	10731	170	10776U	165
10373	149	10494	66	10731N	170	10777	165
10400	69	10495U	66	10733	170, 181	10777U	165
10400U	69	10580	196	10734	170	10778	165
10402	69	10600	178	10735	170	10778N	165
10404	16, 151	10600A	178	10735N	170	10778U	165
10404U	16, 151	10600N	178	10736	184	10779	165

## ITEM NO. / PAGE NO. INDEX

ITEM NO.	PAGE NO.	ITEM NO.	PAGE NO.	ITEM NO.	PAGE NO.	ITEM NO.	PAGE NO.
10779U	165	10815U	139	10946A	70	10971	68, 78
10780	171	10818	137	10946N	70	10971U	68, 78
10781	171	10818U	137	10946U	70	10972	59
10783	171, 181	10819U	118, 140, 162	10947	70	10972U	59
10785	165	10820	137	10947U	70	10974	68, 78
10785N	165	10820U	137	10948N	70	10974U	68, 78
10786	166	10823	139	10949A	70	10975	59
10786A	166	10823U	139	10949N	70	10975U	59
10786B	166	10825	139	10949U	70	10977	67, 78
10786N	166	10825U	139	10950	77	10978	77
10786SN	166	10826	137	10950A	77	10980	154
10786U	166	10826U	137	10950N	77	10980U	154
10787	165	10827	140	10951	62	10981	68
10789	171	10827U	140	10951A	62	10981U	68
10790	171	10828U	140	10951B	62	10984U	154
10790G	171	10829	139	10951N	62	10985	171
10791	171	10829U	139	10951SN	62	10986U	59
10793	171	10838U	115, 140	10951U	62	10990	110, 173
10794	167	10840U	140	10952	77	10991	110, 173
10794U	167	10845U	139	10952U	77	10993	110, 173
10798	167	10847U	80	10953	67, 78	10996	62
10798U	167	10850U	161, 168	10953U	67, 78	10996A	62
10799	165	10900	181	10954A	59	10996B	62
10799U	165	10902	171	10954B	59	10996N	62
10800	119	10903	172	10954BK	59	10996SN	62
10801	134	10905	172	10954N	59	10996U	62, 63
10801A	134	10906	172	10954SN	59	10997U	68
10801AB	134	10909U	164	10954U	59	11003	85
10801B	134	10915	168	10956	67, 78	11004	85
10801N	134	10917U	155	10956U	67, 78	11006	85
10803	123	10923	168	10957	67, 78	11010	85
10803A	123, 125	10927U	149, 168	10957U	67, 78	11014	84
10803B	123, 125	10929	168	10958	76	11015	84
10803N	123, 125	10929N	168	10958A	76	11020	80
10803SN	123, 125	10929S	168	10958B	76	11021	80
10803U	115, 123, 125	10931U	67, 78	10958N	76	11022	86
10805	119, 171	10932U	67, 77	10958U	76	11026A	82
10805U	119, 171	10933	62	10959	77	11027A	81
10806	123	10933A	62	10963	77	11028A	81
10806A	123	10933B	62	10963A	77	11029A	81
10806N	123	10933BK	62	10963N	77	11030B	88
10806S	123, 135	10933N	62	10963U	77	11032B	88
10806U	123	10933SN	62	10964	77	11032D	88
10807	119, 171	10933W	62	10964A	77	11032N	88
10807U	119, 171	10934U	59	10964N	77	11033B	88
10808	119	10935U	63	10964U	77	11033D	88
10808BK	119	10936U	63	10965	67, 78	11034B	88
10808N	119	10938	60	10965U	67, 78	11034D	88
10808S	119	10939U	59	10966	67, 78	11034N	88
10808U	119	10940	69	10966A	67, 78	11035B	88
10809	119, 171	10941	69	10966H	67, 78	11035D	88
10809U	119, 171	10942	69	10966N	67, 78	11035N	88
10810	140	10943	69	10966P	67, 78	11050B	88
10810U	140	10943U	69	10967	77	11050D	88
10812	139	10944A	70	10967A	77	11061A	80
10812U	139	10944N	70	10967N	77	11062A	80
10814	139	10944U	70	10967U	77	11063A	80
10814N	139	10945N	70	10968U	59, 60	11064	82
10814U	139	10945U	70	10970	59	11065A	82
10815	139	10946	70	10970N	59	11065N	82

## ITEM NO. / PAGE NO. INDEX

ITEM NO.	PAGE NO.	ITEM NO.	PAGE NO.	ITEM NO.	PAGE NO.	ITEM NO.	PAGE NO.
I1066	83	I1144	84	I1282A	80	I1561	156
I1067	86	I1147	84	I1288A	80	I1562	157
I1068A	85	I1148	84	I1326U	77	I1563	157
I1069A	80	I1148N	84	I1327	87	I1565U	162
I1070A	80	I1150	84	I1328	87	I1566U	162
I1071A	80	I1158	86	I1329	77	I1567U	162
I1072A	80	I1159	86	I1330	81	I1570U	162
I1073A	80	I1160	83	I1331	82	I1571U	162
I1074A	80	I1160A	81	I1332	82	I1572U	162
I1075A	80	I1161	83	I1333	88	I1573U	162
I1076A	80	I1161A	81	I1334	88	I1574U	162
I1077A	81	I1164	83	I1335	82	I1575U	162
I1078A	80	I1164A	82	I1336	77	I1576U	162
I1079A	80	I1165	83	I1336N	77	I1578N	157
I1080	80	I1165A	81	I1337	87	I1578U	157
I1081	82	I1166A	81	I1337A	87	I1579U	157
I1081A	82	I1167	83	I1337N	87	I1582U	157
I1081B	82	I1167A	81	I1338	83	I1583U	157
I1081N	82	I1169	83	I1340	85	I1584U	157
I1082N	85	I1170A	81	I1341	83	I1587N	165
I1083	80	I1173	83	I1342	83	I1587U	165
I1084N	77	I1179	84	I1343	81	I1588U	167
I1084U	77	I1182	84	I1344	81	I1589U	167
I1085N	77	I1185	83	I1345	87	I1601U	160
I1085U	77	I1185A	81	I1345N	87	I1602U	160
I1086N	77	I1186	83	I1346	87	I1603U	160
I1086U	77	I1186A	81	I1347	87	I1604U	160
I1087N	77	I1187	83	I1348A	82	I1605U	160
I1087U	77	I1187A	81	I1350	79	I1606U	160
I1090	86	I1205A	84	I1350C	79	I1607U	160
I1090P	86	I1207A	84	I1351	79	I1608U	160
I1090S	86	I1208A	84	I1351C	79	I1609U	160
I1116	83	I1211A	84	I1410i	142, 149	I1610U	160
I1116A	82	I1215A	84	I1521A	164	I1612U	160
I1116N	82	I1216A	84	I1521BK	164	I1613U	160
I1118	83	I1220	86	I1521N	164	I1614U	160
I1118A	81	I1220A	86	I1522U	157	I1615U	160
I1120	83	I1220B	86	I1523U	157	I1616U	160
I1120A	82	I1220S	86	I1524U	155	I1617U	160
I1121	83	I1221A	81	I1525U	155	I1622U	160
I1121A	82	I1223	85	I1526U	155	I1626U	160
I1122	83	I1223A	85	I1527U	156, 161	I1628N	156
I1122A	82	I1223B	85	I1529A	164	I1628U	155
I1122N	82	I1232	84	I1529BK	164	I1629N	156
I1128	83	I1235	84	I1529N	164	I1629U	155
I1129	83	I1239A	86	I1530U	157	I1630U	155
I1129A	81	I1241B	86	I1535U	157	I1632N	157
I1129S	82	I1246	84	I1536U	157	I1632U	157
I1137	85	I1246S	84	I1537U	157	I1634U	155
I1137N	85	I1248	84	I1541	157	I1635N	163
I1138	85	I1248N	84	I1542	157	I1636N	163
I1139	85	I1250N	87	I1544	157	I1640N	163
I1139A	85	I1260A	86	I1552U	162	I1641N	163
I1139N	85	I1262	86	I1553U	162	I1642N	163
I1139R	85	I1262A	86	I1554U	162	I1643N	163
I1140	85	I1263	87	I1555U	162	I1644N	163
I1140N	85	I1263S	87	I1556	156	I1645U	161
I1141	85	I1265	87	I1557	157	I1646U	161
I1142	85	I1280A	80	I1558	156	I1647U	161
I1142N	85	I1281A	80	I1559	156	I1651U	161

## ITEM NO. / PAGE NO. INDEX

ITEM NO.	PAGE NO.	ITEM NO.	PAGE NO.	ITEM NO.	PAGE NO.	ITEM NO.	PAGE NO.
I1660	156, 161	I1736U	138	I1787BK	129	I1830A	114
I1660N	156, 161	I1737U	138	I1787N	129	I1830B	114
I1660S	156, 161	I1738U	138	I1787SN	129	I1830N	114, 121
I1660U	156, 161	I1739U	138	I1787U	129	I1830S	114
I1661	156, 161	I1740U	138	I1787W	129	I1830U	114, 121
I1661N	156, 161	I1741U	138	I1788	127	I1831	126
I1661SN	156, 161	I1775	128	I1788A	127	I1831A	126
I1661U	156, 161	I1775A	128	I1788N	127	I1831B	126
I1662S	156, 161	I1775BK	128	I1788SN	127	I1831N	126
I1663S	156, 161	I1775N	128	I1788U	127	I1831U	115, 126
I1670U	161	I1775W	128	I1790	193	I1832N	136
I1671U	161	I1777U	133	I1791	193	I1832SN	136
I1672U	161	I1778	131	I1792	193	I1832W	136
I1676U	157	I1778A	131	I1793	193	I1833	123
I1678U	155	I1778BK	131	I1794	193	I1833N	123
I1680U	160	I1778N	131	I1795U	122, 161	I1833U	123
I1682U	160	I1778SN	131	I1796U	115	I1834	129
I1683U	160	I1778W	131	I1800	118	I1834A	129
I1685U	161	I1779BR	115	I1800U	118	I1834BK	129
I1687U	160	I1779U	131, 132	I1801	118	I1834N	129
I1696U	157, 160	I1780B	112	I1801N	118	I1834SN	129
I1700U	160	I1780N	112	I1801U	118	I1834W	129
I1701N	160	I1780SN	112	I1802	118	I1836	123
I1701U	160	I1780W	112	I1802U	118	I1836A	123
I1707U	157	I1781	130	I1803	116	I1836N	123
I1711U	67, 77	I1781A	130	I1804	116	I1836U	123
I1712U	67, 77	I1781B	130	I1805	118	I1838	120
I1715	59	I1781BK	130	I1806	121	I1838A	120
I1715U	59	I1781N	130	I1807	120	I1838N	120
I1716A	124	I1781SN	130	I1807U	120	I1838U	120
I1716B	124	I1781U	130	I1808	121	I1839	120
I1716BK	124	I1781W	130	I1808U	121	I1839U	120
I1716SN	124	I1782	135	I1809	118	I1840	120
I1716U	124	I1782A	135	I1809U	118	I1840U	120
I1717A	124	I1782BK	135	I1812U	140	I1842	120
I1717B	124	I1782BR	115	I1813U	116	I1842U	120
I1717N	124	I1782N	135	I1814	116	I1843A	121
I1717U	124	I1782SN	135	I1814U	116	I1843U	121
I1720U	118, 162	I1782U	135	I1815	121	I1844U	120
I1722U	118, 162	I1782W	135	I1816	114, 121, 137	I1850	130
I1723U	118, 162	I1783	133	I1816A	114	I1850A	130
I1724U	116, 162	I1783A	133	I1816B	114	I1850B	130
I1725U	116, 162	I1783BK	133	I1816N	114, 120	I1850BK	130
I1726U	116, 162	I1783N	133	I1816U	114, 121, 137	I1850N	130
I1727U	118, 141, 162	I1783SN	133	I1818	121	I1850SN	130
I1728U	118, 141, 162	I1783W	133	I1818U	121	I1850W	130
I1729U	138	I1784	132	I1819	127	I1851	119
I1730U	122	I1784A	132	I1819A	127	I1851N	119
I1731U	122	I1784BK	132	I1819N	127	I1851U	119
I1733A	122, 124	I1784N	132	I1819SN	127	I1852	116
I1733B	122, 124	I1784SN	132	I1824U	121	I1852U	116
I1733BK	122, 124	I1784W	132	I1825A	119, 122, 124	I1853	116, 117
I1733SN	122, 124	I1785A	125	I1825B	119, 122, 124	I1853A	117
I1733U	115, 122, 124	I1785B	125	I1825N	119, 122, 124	I1853B	117
I1734	126	I1785N	125	I1825U	115, 119, 122, 124	I1853N	117
I1734A	126	I1785SN	125	I1826	121	I1853U	116, 117
I1734B	126	I1785U	125	I1826N	121	I1854	116
I1734N	126	I1786U	122, 166	I1829	120	I1854U	116
I1734U	126	I1787	129	I1829U	120	I1855	116
I1735U	138	I1787A	129	I1830	114, 121	I1855U	116

## ITEM NO. / PAGE NO. INDEX

ITEM NO.	PAGE NO.	ITEM NO.	PAGE NO.	ITEM NO.	PAGE NO.	ITEM NO.	PAGE NO.
11856U	116	11950U	154	12729	72	12760B	73
11860U	118	11953U	154	12730	73	12760N	73
11863U	120	11960U	154	12731	73	12761	73
11864U	120	11961	150	12732	73	12762	73
11865U	137	11963	150	12733	73	12762A	73
11869	113, 119, 168	11964	150	12735	74	12762B	73
11870	113, 119, 168	11969U	153	12735A	74	12762N	73
11871	113, 119, 168	11970U	154	12735B	74	12763	73
11871A	113, 119, 168	11982	154	12735N	74	12764	73
11871B	113, 119, 168	11982U	154	12736	74	12764A	73
11871N	113, 119, 168	11983	153	12736A	74	12764B	73
11871S	113, 119, 168	11983U	153	12736B	74	12764N	73
11871U	113, 119, 168	11984	153	12736N	74	12765	73
11872	113, 119, 168	11984U	153	12740	73	12766	73
11872A	113, 119, 168	11985	150	12740N	73	12767	73
11872B	113, 119, 168	11996	150	12741	73	12768	74
11872N	113, 119, 168	11998	150	12741N	73	12768N	74
11872S	113, 119, 168	11998i	150	12742	73	12769	74
11872U	113, 119, 168	12039	151	12742N	73	12769N	74
11873A	121	12040	51	12743	73	12770	74
11873U	121	12041	51	12743N	73	12771	74
11874	134	12047	51	12744	73	12772	73
11874A	134	12060U	152	12744N	73	12773	27, 74
11876	136	12061U	152	12745	73	12774	18, 74
11876A	136	12062U	152	12745N	73	12775	74
11876BK	136	12063U	152	12746	73	12776	74
11876N	136	12064U	152	12746N	73	12777	74
11876SN	136	12065U	152	12747	73	12780	73
11876W	136	12067U	152	12747N	73	12780A	73
11877	117, 123	12068U	152	12748	73	12780B	73
11877A	117	12069U	152	12748N	73	12780N	73
11877B	117	12070U	152	12749	73	12781	73
11877N	117	12071U	152	12750	73	12790	73
11877U	117, 123	12077	152	12750N	73	12791	73
11878	123	12080	120	12751	73	12794N	181
11878U	123	12080U	120	12752	73	12795	169, 181
11879	128	12621	180	12753	73	12795N	169, 181
11879A	128	12621A	180	12754	73	12940	111
11879BK	128	12630	178	12754A	73	12940A	111
11879N	128	12631	178	12754B	73	12940B	111
11879W	128	12632	178	12754N	73	12940BK	111
11880A	136	12633	178	12755	73	12940N	111
11880N	136	12665	187	12755A	73	12940SN	111
11880SN	136	12710	169	12755N	73	12941	111
11880W	136	12710N	169	12756	73	12941N	111
11926U	152	12711	169	12756A	73	12942	111
11927U	152	12712	169	12756B	73	12942N	111
11928U	152	12713	169	12756N	73	12943	111
11930	153	12714	169	12757	73	12943N	111
11930U	153	12715	169	12757A	73	12959	107
11931U	153	12716	169	12757N	73	12960	109
11933	153	12716N	169	12758	73	12961	109
11933U	153	12717	169	12758A	73	12970	61
11935U	153	12718	169	12758B	73	12970A	61
11937U	153	12719	169	12758N	73	12971	61
11938U	153	12720	184	12759	73	12971A	61
11939U	153	12721	184	12759A	73	12971BK	61
11940U	153	12723	184	12759N	73	12971N	61
11942U	153	12727	72	12760	73	12971SN	61
11945U	153	12728	72	12760A	73	12971W	61

## ITEM NO. / PAGE NO. INDEX

ITEM NO.	PAGE NO.	ITEM NO.	PAGE NO.	ITEM NO.	PAGE NO.	ITEM NO.	PAGE NO.
12972	61	13000A	109	14310G	147	19831i	90
12972A	61	13001A	109	14311	147	19832W	90
12972BK	61	13002	104	14311B	147	19833W	90
12972N	61	13002A	104	14311G	147	19840	90
12972W	61	13002N	104	14312	147	19841	90
12973	61	13003	103	14312B	147	19842	90
12975	61	13003A	103	14312G	147	19843	90
12976	63	13003N	103	14318	147	19890	93
12976A	63	13003S	103	14319	147	19890A	93
12976B	63	13004	112	14320	147	19890i	93
12976BK	63	13005	112	14321	147	19890K	94
12976N	63	13006A	104	14322	147	19890T	94
12976SN	63	13006BK	104	14322B	147	19891	93
12977	106	13006N	104	14322W	147	19900G	89
12978	106	13006R	104	14323	147	19900i	89
12979	109	13007	105	14323B	147	19901G	89
12979A	109	13007A	105	14323W	147	19901i	89
12980	152	13007B	105	14405	147	19902G	89
12982	106	13007N	105	14406	147	19902i	89
12983	109	13008	105	14410	147	19903G	89
12983A	109	13008A	105	17985	171	19903i	89
12984	106	13008B	105	19800	92	19905G	89
12985	109	13008N	105	19801	92	19905i	89
12985A	109	13009	112	19802	92	19910A	90
12985N	109	13105	108	19803	92	19910B	89
12986	106	13107	108	19804	92	19910F	92
12987	106	13107A	108	19805	93	19910G	89
12987A	106	13108	108	19805i	93	19910i	89
12988	105	13108B	108	19805T	94	19910N	92
12989	105	13109	108	19806	93	19910P	90
12989A	105	13109B	108	19806B	94	19910Q	89
12989B	105	13111	106	19806i	93	19910T	89
12989N	105	13111A	106	19806T	94	19910W	90
12990	104	13113	107	19807	93	19911B	89
12990A	104	13113A	107	19807B	94	19911G	89
12990BK	104	13115A	107	19807i	93	19911i	89
12990N	104	13116	107	19807T	94	19911N	92
12990S	104	13116A	107	19808	93	19911P	90
12990SN	104	13117	107	19808B	94	19911Q	89
12991	104	13117A	107	19808i	93	19911T	89
12991A	104	13118	107	19808T	94	19911W	90
12991B	104	13119	105	19809	93	19912A	90
12991BK	104	13119A	105	19809i	93	19912B	89
12991N	104	13119N	105	19809T	94	19912G	89
12991S	104	13120	107	19812	93	19912i	89
12992	103	13121	107	19812i	93	19912N	92
12992A	103	13122	108	19812T	94	19912P	90
12992BK	103	13150	110	19813	93	19912Q	89
12992N	103	13151	110	19813i	93	19912T	89
12992S	103	13153	110	19813T	94	19912W	90
12992SN	103	13154	110	19814	93	19913B	89
12992W	103	13155	110	19814i	93	19913G	89
12993	103	13156	110	19814T	94	19913i	89
12994	110, 173	13910	195	19820G	90	19913N	92
12995	103	13926	195	19820i	90	19913P	90
12995N	103	13928	195	19820W	90	19913Q	89
12996	103	13930	195	19821W	90	19913T	89
12998	103	13971	195	19830G	90	19913W	90
12999	103	13972	195	19830i	90	19916	94
13000	109	14310	147	19831G	90	19917	94

## ITEM NO. / PAGE NO. INDEX

ITEM NO.	PAGE NO.	ITEM NO.	PAGE NO.	ITEM NO.	PAGE NO.	ITEM NO.	PAGE NO.
19918	94	19978	93	20036	175	20716U	50
19919	94	19978A	93	20040	176	20717U	55
19920	94	19978i	93	20041	176	20718U	55
19921	94	19978K	94	20042	176	20719	55
19922	94	19978T	94	20051BK	18, 175	20719N	55
19923	93	19979	93	20100	175	20720	55
19924	93	19979A	93	20101	175	20720N	55
19925	92	19979i	93	20102	175	20721	55, 152
19926	92	19979K	94	20401	172	20721N	55, 152
19927	94	19979T	94	20402	172	20721U	55, 152
19927C	94	19982A	91	20405	172	20722U	55
19928	94	19982G	91	20406	172	20723U	55
19928C	94	19982i	91	20430	172	20724	48
19929	94	19983A	91	20500U	64	20725	48
19930	94	19983G	91	20501	64	20726	55
19930C	94	19983i	91	20502	64	20727	55
19931	94	19985A	91	20502N	64	20728	55
19931C	94	19985G	91	20504U	64	20729	55
19932	93	19985i	91	20505U	64	20730	50
19932i	93	19989	93	20506U	64	20800	183
19933	93	19989A	93	20508U	64	20801	183
19933i	93	19989i	93	20510N	64	20802	183
19934	93	19989K	94	20510U	64	20803	183
19934A	93	19989T	94	20511U	64	20804	183
19934i	93	19990G	91	20512U	64	20805	176
19935	93	19991G	91	20513B	64	20806	176
19935A	93	19992A	91	20513U	64	20807	183
19935i	93	19992G	91	20514U	64	20808	183
19940	92	19992W	91	20516U	64	20810	183
19942	92	19993A	91	20600	55	20812	184
19944	92	19993G	91	20601	55	20818U	14, 68
19946	92	19993W	91	20602	55	20819U	53
19950	92	20000	175	20604	55	20820	77
19952	92	20001	175	20605	55	20821	77
19954	92	20002	175	20700	55	20823	49
19956	92	20003	175	20701	55	20823N	49
19970	92	20004	175	20702	55	20824	77
19971	93	20005	174	20703	55	20825	77
19971A	93	20008	174	20704	50, 66	20826	68
19971i	93	20008A	174	20705	55	20826U	68
19971K	94	20009	175	20706	55	20827U	63
19971T	94	20010	174	20707	55	20830	75
19972	92	20010A	174	20708	55	20831	75
19973	93	20011	174	20709	50	20832	75
19973A	93	20012	174	20709A	50	20835U	60
19973i	93	20014	175	20709B	50	20836U	50, 66, 76
19973K	94	20015	174	20709BK	50	20837U	76
19973T	94	20017	174	20709N	50	20838U	50, 66, 76
19974	92	20019	175	20709W	50	20839U	76
19975	93	20019A	175	20710	55	20840U	50, 66, 76
19975A	93	20020	176	20711	55	20841U	76
19975i	93	20022	174	20711A	55	20843U	63
19975K	94	20025	174	20712	55	20844U	63
19975T	94	20026	175	20713	55	20845U	108, 110, 173
19976	92	20030	176	20714	55	20846U	59
19977	93	20031	176	20715	55	20847	60
19977A	93	20032	176	20716	50	20848U	60
19977i	93	20033	176	20716A	50	20849	59, 60
19977K	94	20034	175	20716BK	50	20849A	60
19977T	94	20035	175	20716N	50	20849B	60

## ITEM NO. / PAGE NO. INDEX

ITEM NO.	PAGE NO.	ITEM NO.	PAGE NO.	ITEM NO.	PAGE NO.	ITEM NO.	PAGE NO.
20849BK	60	20887A	49	20933U	65	20971N	87
20849N	60	20887N	49	20934	65	20971S	87
20849SN	60	20888	49	20935	65	20972	87
20851U	63	20888A	49	20935N	65	20972A	87
20852U	63	20888N	49	20936	65	20972B	87
20853	62	20889	49	20936A	65	20972N	87
20854	62	20889A	49	20936N	65	20972S	87
20854A	62	20889N	49	20936U	65	20980	70
20854B	62	20890U	49	20937	53, 66	20981	70
20854BK	62	20891A	49	20938	53, 66	20982	70
20854BP	62	20891U	49	20939	66	20983	70
20854N	62	20892	49	20940	111, 173	20984	70
20854SN	62	20893	49	20941U	53	20984U	70
20854W	62	20894	14, 68	20942	49	20985	70
20855	61	20895	14, 68	20943	53	20985U	70
20855A	61	20896	52	20944	53	20986	75
20855N	61	20897	52	20945	49	20986N	75
20855SN	61	20898	53	20945A	49	20986U	75
20856	69	20899	53	20945N	49	20987	75
20857	69	20900	49	20946U	65	20987N	75
20857U	69	20900N	49	20947U	66	20987U	75
20858	69	20901	49	20948U	66	20988U	75
20858A	69	20901A	49	20951	111, 173	20989U	75
20858N	69	20901B	49	20952	111, 173	20993	76
20858U	69	20901N	49	20952U	111, 173	20993N	76
20860U	69	20902	49	20954	49	21000U	50, 76
20861U	69	20903	49	20955	173	21001A	50
20862A	69	20904	49	20955U	173	21001BK	50
20862N	69	20905	49	20956	49	21001N	50
20862U	69	20906	24	20961	76	21001U	50, 76
20863U	70	20906R	24	20961A	76	21002U	76
20864U	70	20906Y	24	20961B	76	21003U	50, 76
20865U	70	20906Z	24	20961N	76	21004U	50, 66, 76
20866U	70	20907	49	20962	71	21005N	50, 66
20867	70	20908	49	20962A	71	21005U	50, 66, 76
20867A	70	20909	49	20962N	71	21007	14, 68
20867N	70	20910	52, 78	20963	71	21007A	14, 68
20867U	70	20911	53	20963A	71	21007B	14, 68
20868	70	20912	53	20963N	71	21007N	14, 68
20868N	70	20913	52	20964	75	21010U	70
20868U	70	20914	52	20965	75	21011U	65
20869A	70	20915	52, 78	20966	75	21012U	65
20869N	70	20916	52	20966N	75	21013U	65
20869U	70	20917	53	20966U	75	21014U	65, 76
20870	70	20918	52	20967	75	21015U	76
20870U	70	20919	49	20967N	75	21016U	50
20871	70	20919A	49	20967U	75	21017	50, 66
20871U	70	20919N	49	20968	75	21017N	50, 66
20872U	70	20920	14, 68	20968N	75	21017U	50, 66
20873U	66	20920A	14, 68	20968U	75	21018	50, 66
20875U	65	20921	14, 68	20969	87	21018A	50, 66
20877U	65	20922	14, 68	20969A	87	21018BK	50, 66
20878U	65	20923	14, 68	20969B	87	21018N	50, 66
20879U	65	20924	14, 68	20969N	87	21018U	50, 66
20880	49	20928	14	20969S	87	21019	50, 66
20881U	49	20930	65	20970N	75	21020U	50, 66
20882	49	20930U	65	20970U	75	21022U	53
20883	49	20931	65	20971	87	21023U	50, 67
20885	49	20931U	65	20971A	87	21024	52, 148
20887	49	20932	66	20971B	87	21025	67, 78

## ITEM NO. / PAGE NO. INDEX

ITEM NO.	PAGE NO.	ITEM NO.	PAGE NO.	ITEM NO.	PAGE NO.	ITEM NO.	PAGE NO.
21025U	67, 78	21131N	50, 66	21851U	159	22322	51
21026	53	21131U	50, 66	21852	159	22323	51
21027	77	21132U	50, 66	21852U	159	22323N	51
21027U	77	21133N	50	21853	159	22323P	51
21028U	50, 67, 78	21133U	50	21853U	159	22323U	51
21030U	50, 66, 76	21134U	65	21854U	158	22324	51
21031	52	21135U	65	21856U	158	22325	51
21036N	77	21136U	75	21857U	158	22326	51
21045U	68	21137U	75	21858U	158	22327	51
21046U	67, 78	21138U	75	21859U	158	22328	51
21047U	67, 78	21139U	52	21861U	158	22328N	51
21048U	67, 78	21140U	52	21862U	158	22328P	51
21049U	67, 78	21141U	52	21864H	159	22328U	51
21050U	67, 78	21142U	53	21864U	159	22329	51
21051U	67, 78	21143U	53	21865U	159	22330	51
21052U	67, 78	21144U	53	21867U	158	22331	51
21053U	59	21145U	53	21985	56	22332	51
21054U	60	21146U	53	22109	72	22332N	51
21055U	59	21147U	53	22111	72	22332P	51
21056U	63	21148U	66	22112	72	22332U	51
21058U	69	21150U	60	22114	72	22333	51
21059U	69	21151U	77	22115	72	22334	51
21066	89	21152U	50	22116	72	22335	51
21067U	50, 66	21153U	69	22119	72	22336	51
21068U	50, 66, 76	21154U	55	22200	51	22337	51
21069	62	21155	14, 68	22201	51	22337N	51
21072U	53	21156	14, 68	22202	51	22337P	51
21101U	60	21158	71, 75	22211	51	22337U	51
21103U	64	21158U	71, 75	22212	51	22338	51
21104U	64	21159	71, 75	22300N	51	22339	51
21105U	64	21159U	71, 75	22300P	51	22340	51
21106U	48	21160	71, 75	22300U	51	22341	51
21107U	59	21160U	71, 75	22303	51	22342	51
21108U	59	21161	71	22304	51	22343	52
21109U	60	21161A	71	22305	51	22344	52
21110	61	21161N	71	22306	51	22344N	52
21110A	61	21164	52, 87	22306N	51	22345	52
21110N	61	21165U	65	22306P	51	22346	51
21111	63	21166U	50	22306U	51	22347	51
21111A	63	21167	111	22307	51	22348	51
21111BK	63	21167A	111	22308	51	22349	51
21111N	63	21167N	111	22309	51	22350	51
21111W	63	21800	155	22310	51	22351	51
21112	71	21800U	155	22311	51	22352	51
21112A	71	21801	155	22312	51	22353	51
21112N	71	21801U	155	22312N	51	22354	51
21113	71	21802U	155	22312P	51	22355	51
21113A	71	21804U	155	22312U	51	22356	51
21113N	71	21805U	155	22313	51	22357	51
21120	35	21806U	155	22314	51	22358	51
21120BK	35	21807	155	22315	51	22359	52
21120N	35	21807U	155	22316	51	22360	51
21121U	65	21808U	158	22317	51	22361	51
21122U	65	21809U	158	22317N	51	22362	51
21123U	60	21810U	158	22317P	51	22363	51
21126U	50, 66	21811U	159	22317U	51	22364	51
21127U	65	21812U	159	22318	51	22365	51
21128N	77	21813U	155	22319	51	22366	51
21128U	77	21850	159	22320	51	22367	51
21130U	48	21851	159	22321	51	22368	51

## ITEM NO. / PAGE NO. INDEX

ITEM NO.	PAGE NO.	ITEM NO.	PAGE NO.	ITEM NO.	PAGE NO.	ITEM NO.	PAGE NO.
22369	51	22519	58	22551	57	22611U	54
22370	51	22519A	58	22551U	57	22612	54
22371	51	22519N	58	22552U	57	22612A	54
22372	51	22519U	58	22555	58	22612N	54
22373	51	22520	58	22556	58	22612U	54
22374	51	22520A	58	22557	58	22613	54
22375	51	22520N	58	22558U	58	22613A	54
22376	51	22520U	58	22559U	57	22613N	54
22377	51	22521	58	22560U	57	22613U	54
22378	51	22521A	58	22561U	57	22614	54
22379	51	22521N	58	22562U	57	22614A	54
22380	51	22521U	58	22563U	57	22614N	54
22383	51	22522	58	22564U	57	22614U	54
22385	51	22522A	58	22600	54	22615	54
22387	51	22522N	58	22600A	54	22615A	54
22390	51	22522U	58	22600N	54	22615N	54
22393	51	22523	58	22600U	54	22615U	54
22395	51	22523A	58	22601	54	22616	54
22400	51	22523N	58	22601A	54	22616U	54
22401	51	22523U	58	22601N	54	22617	54
22414	51	22524	58	22601U	54	22617U	54
22452	51	22524A	58	22602	54	22618	54
22499	57	22524N	58	22602A	54	22618U	54
22499A	57	22524U	58	22602N	54	22619	54
22499N	57	22525A	58	22602U	54	22619U	54
22500	57	22525N	58	22603	54	22624U	156
22500A	57	22525U	58	22603A	54	22630	54
22500N	57	22526A	58	22603N	54	22631	54
22501	57	22526N	58	22603U	54	22632	54
22501A	57	22526U	58	22604	54	22633	54
22501N	57	22527	58	22604A	54	22634	54
22502	57	22528	58	22604N	54	22635	54
22502A	57	22529	58	22604U	54	22636	54
22502N	57	22530	58	22605	54	22637	54
22503	57	22530U	58	22605A	54	22638	54
22503A	57	22531	58	22605N	54	22639	54
22503N	57	22531U	58	22605U	54	22640	54
22504	57, 89	22532	58	22606	54	22641	54
22504A	57	22532U	58	22606A	54	22642	54
22504N	57	22533	58	22606N	54	22643	54
22505	57	22533U	58	22606U	54	22644	54
22505A	57	22534	57	22607	54	22645	54
22505N	57	22534N	57	22607A	54	22646	54
22506	57	22535	58	22607N	54	22647	54
22506A	57	22535U	58	22607U	54	22648	54
22506N	57	22536U	58	22608	54	22649	54
22507	57, 89	22538U	58	22608A	54	22650N	54
22507A	57	22540	57	22608N	54	22650U	54
22507N	57	22540U	57	22608U	54	22651N	54
22508	57, 89	22541	57	22609	54	22651U	54
22508N	57	22541U	57	22609A	54	22652N	54
22509	57, 89	22542U	58	22609N	54	22652U	54
22509N	57	22543U	58	22609U	54	22653N	54
22510	57	22544U	58	22610	54	22653U	54
22511	57	22545U	58	22610A	54	22654N	54
22512	57	22546U	58	22610N	54	22654U	54
22513	57	22547U	58	22610U	54	22700	55
22514	57	22548U	58	22611	54	22701	56
22515	57	22549U	58	22611A	54	22702	56
22517	57	22550U	57	22611N	54	22703	56

## ITEM NO. / PAGE NO. INDEX

ITEM NO.	PAGE NO.	ITEM NO.	PAGE NO.	ITEM NO.	PAGE NO.	ITEM NO.	PAGE NO.
22704	47	23900	148	29807	183	30256	189
22705	56	23902	148	29910	177	30256H	189
22720	56	23903	148	29911	177	30257	189
22721	56	23904	148	29911S	176	30257H	189
22722	56	23905	148	29912	177	30266	189
22723	56	23906	148	29912S	176	30267	189
22724	56	26700	56	29913	177	30268	189
22725	56	26701	56	29914	177	30269	189
22726	56	26702	56	29914S	176	30270	189
22727	56	26703	56	29915	177	30271	189
22728	56	26705	56	29916	177	30280	190
22729	56	26707	56	29916S	176	30281	190
22730	56	26720	56	29917	177	30282	190
22731	56	26721	56	29918	177	30286	180
22732	56	26722	56	29918S	176	30286A	180
22733	56	26900	46, 52, 148	29919	177	30290	189
22734	56	26901	46, 52, 148	29919S	176	30291	189
22735	56	26904	46, 52, 148	29923	176, 177	30292	189
22736	56	26905	46, 52, 148	29924	177	30293	189
22737	56	26906	45, 52, 148	29925	177	30294	189
22804	184	26907	46, 52, 148	29926	177	30295	189
22805	183	26909	52, 148	29927	177	30296	190
22805N	183	26910	46, 52, 148	29928	177	30297	190
22870	48	26911	46, 52, 148	29930	176	30298	190
22871	48	26912	46	29931	176	30299	190
22872	48	26913	46	29932	176	30333	192
22873	48	26914	46, 52, 148	29933	176	30334	192
22876	48	26915	42	29934	176	30335	192
22877	48	26916	42	30200	188	30336	192
22879	48	26917	46	30201	188	30337	192
22882	47	26918	46, 52	30202	188	30338	192
22884	47	26919	42	30203	188	30340	192
22885	47	26920	42	30204	188	30341	192
22887	47	26921	42	30204B	188	30342	192
22890	48	26922	42	30205	188	30343	190
22900	47	26923	42	30206	188	30344	190
22901	47	26924	42	30207	188	30345	190
22910	47	26925	42	30208	188	30346	190
22911	47	26926	46	30209	188	30347	190
22913	48	26927	46, 52	30211	188	30348	190
22914	48	26928	46	30212	188	30350	192
22915	48	26930A	42	30213	188	30351	192
22916	48	26930BK	42	30214	189	30352	192
22917	48	26930N	42	30215	189	30355	190
22918	47	26931A	42	30216	189	30375	192
22919	47	26931BK	42	30219	188	30376	192
22920	48	26931N	42	30231	188	30377	192
22921	48	26932	42	30232	188	30378	192
22922	47	26933	42	30233	188	30380	190
22923	47	26934	46	30235	188	30381	190
22924	47	26935	46	30236	188	30382	190
22925	47	26937	42	30237	188	30383	190
22926	47	26938	42	30241	182	30390	190
22927	47	26941	46	30242	182	30391	190
22929U	108, 111, 173	26942	46	30243	182	30392	190
22930	111, 173	29800	183	30244	182	30393	190
22931	111, 173	29801A	184	30245	182	30405	192
22934	111, 173	29804	183	30246	182	30406	192
22935U	68	29805	183	30255	189	30410	192
22937U	68	29806	183	30255H	189	30411	192

## ITEM NO. / PAGE NO. INDEX

ITEM NO.	PAGE NO.	ITEM NO.	PAGE NO.	ITEM NO.	PAGE NO.	ITEM NO.	PAGE NO.
30441	182	30553N	192	40139	1	40297A	4
30442	182	30553P	192	40139G	1	40297BK	4
30443	182	30554A10	191	40140	1	40297SN	4
30447	182	30554A6	191	40140G	1	40300	13
30448	182	30554A7	191	40141	3	40300F	13
30449	182	30554A8	191	40143	1	40300G	13
30450	182	30554A9	191	40144	1	40300M	13
30461	182	30554N10	191	40144G	1	40300N	13
30462	182	30554N6	191	40147	2	40301	13
30463	182	30554N7	191	40150	38	40303	13
30467	182	30554N8	191	40151	38	40303G	13
30468	182	30554N9	191	40190	3	40304	16
30469	182	30554P10	191	40190G	3	40305	16
30470	182	30554P6	191	40191	2	40306	16
30500	193	30554P7	191	40191G	2	40307	13
30500A	193	30554P8	191	40200	3	40307G	13
30500BK	193	30554P9	191	40200B	3	40307N	13
30500SN	193	30556A	192	40202G	3	40308	13
30501	193	30556N	192	40204G	3	40308F	13
30501A	193	30556P	192	40206G	3	40308G	13
30501BK	193	40100	3	40207G	3	40309	13
30501SN	193	40100B	3	40250	1	40309G	13
30550A	189	40101	3	40250G	1	40310	13
30550P	189	40101B	3	40251	1	40310G	13
30551A10	191	40102	3	40251G	1	40310N	13
30551A6	191	40102N	1	40252	1	40311	13
30551A7	191	40103	3	40252G	1	40311G	13
30551A8	191	40104	3	40253	1	40311N	13
30551A9	191	40104N	2	40253G	1	40312	13
30551N10	191	40105	2	40254	2	40312G	13
30551N6	191	40106	3	40254G	2	40312N	13
30551N7	191	40106N	1	40260	2	40313	13
30551N8	191	40107	3	40262	18	40314	13, 150
30551N9	191	40107N	1	40262R	18	40315	16
30551P10	191	40108	3	40263	18	40316	16
30551P6	191	40108G	3	40264	18	40318	16
30551P7	191	40109	1	40264R	18	40319	32
30551P8	191	40112	15	40265	18	40320	14
30551P9	191	40118	15	40265R	18	40321	14
30552A10	191	40119	15	40266	18	40322	14
30552A6	191	40120	2	40266R	18	40323	14
30552A7	191	40121B	35	40270	2	40324	14
30552A8	191	40121W	35	40275W	16	40325	14
30552A9	191	40122	38	40276W	16	40326	14
30552N10	191	40123	38	40278	16	40327	13, 14
30552N6	191	40124	38	40279W	16	40330	14
30552N7	191	40125	3	40282	16	40400i	37
30552N8	191	40125G	3	40282W	16	40400N	37
30552N9	191	40125N	2	40286	22	40401	37
30552P10	191	40126	38	40288	22	40401N	37
30552P6	191	40131	1	40289	22	40402i	37
30552P7	191	40131G	1	40290	22	40402N	37
30552P8	191	40131N	1	40291	26	40403	38
30552P9	191	40132	1	40292	26	40403VW	38
30553A	192	40132G	1	40293	26	40405	38
30553F10	190	40135	2	40295	8	40405N	38
30553F6	190	40136	2	40295A	8	40406	37
30553F7	190	40136G	2	40295B	8	40406N	37
30553F8	190	40137	2	40295N	8	40407	37
30553F9	190	40138	3	40297	4	40407N	37

## ITEM NO. / PAGE NO. INDEX

ITEM NO.	PAGE NO.	ITEM NO.	PAGE NO.	ITEM NO.	PAGE NO.	ITEM NO.	PAGE NO.
40408	37	46641	43	46694	40	46850	45
40408N	37	46642	43	46694F	40	46851	45
40409	37	46643	43	46695	40	46852	45
40409N	37	46644	39	46695F	40	46854	45
40410	38	46644F	39	46696	41	46860	45
40410N	38	46645	43	46696F	41	46861	45
40411	38	46646	39	46697	40	46862	45
40411N	38	46646C	39	46697F	40	46863	45
40412	38	46647	39	46698	41	46870	45
46600	43	46647C	39	46698F	41	46874	45
46601	43	46650	39	46700	44	46900	45
46602	43	46651	39	46701	44	46901	45
46603	43	46652	39	46702	44	46902	45
46604	43	46654	39	46703	44	46903	45
46605	43	46660	45	46704	44	47000	99
46606	43	46660C	45	46710	44	47001	99
46608	43	46661	45	46711	44	47001F	99
46609	43	46661C	45	46712	44	47002	99
46610	43	46668	39	46713	44	47002F	99
46611	43	46668F	39	46714	44	47003	99
46612	43	46669	39	46715	44	47004	99
46615	43	46669F	39	46716	44	47004F	99
46616	41	46673	39	46717	44	47005	99
46616C	41	46673F	39	46718	44	47006	97
46617	41	46674	39	46720	44	47006i	97
46617C	41	46674F	39	46721	44	47007i	97
46618	41	46675	39	46722	44	47008i	97
46618C	41	46675F	39	46723	44	47010	99
46620	43	46677	40	46724	44	47011	99
46621	43	46677F	40	46726	44	47011F	99
46622	43	46678	40	46727	44	47012	99
46623	43	46678F	40	46728	44	47012F	99
46624	41	46679	40	46730	44	47013	99
46624C	41	46679F	40	46731	44	47014	99
46625	41	46680	40	46732	44	47015	99
46625C	41	46680F	40	46733	44	47017	99
46626	41	46681	45	46734	44	47017F	99
46626C	41	46682	45	46750	45	47018	99
46627	41	46683	40	46751	45	47018F	99
46627C	41	46683F	40	46752	45	47021	99
46628	41	46684	40	46754	45	47022	99
46628C	41	46684F	40	46760	45	47023	99
46629	41	46685	41	46761	45	47023F	99
46629C	41	46685F	41	46810	44	47024	99
46630	39	46686	41	46811	44	47024F	99
46631	39	46686F	41	46812	44	47028	98
46632	39	46687	40	46813	44	47030	100
46634	39	46687F	40	46814	44	47031	100
46635	39	46688	40	46815	44	47034	29, 100
46635F	39	46688F	40	46820	44	47035	29, 100
46636	39	46689	40	46822	44	47040	98
46636F	39	46689F	40	46824	44	47041	98
46637	39	46690	40	46830	44	47042	98
46637C	39	46690F	40	46831	44	47045	98
46637F	39	46691	40	46832	44	47046	100
46638	39	46691F	40	46833	44	47047	100
46638F	39	46692	40	46834	44	47050	99
46639	39	46692F	40	46840	44	47060	98
46639F	39	46693	40	46842	44	47066	100
46640	43	46693F	40	46844	44	47067	100

## ITEM NO. / PAGE NO. INDEX

ITEM NO.	PAGE NO.	ITEM NO.	PAGE NO.	ITEM NO.	PAGE NO.	ITEM NO.	PAGE NO.
47068	100	47143	99	47636	25	47708	23
47069	100	47145	96	47637	26	47709	23
47070	97	47146	96	47638	26	47710	21
47071	97	47148	100	47639	26	47711	21
47072	97	47149	100	47640	26	47712	22
47073	100	47151	96	47642	9	47713	23
47075	100	47152	96	47643	4	47714	21
47076	100	47153	96	47643A	4	47715	22
47078	100	47154	96	47643B	4	47716	21
47080	100	47155	96	47643N	4	47717	23
47081	100	47156	96	47644	4	47718	23
47082	100	47163	95	47644A	4	47719	21
47087	96	47170	96	47644B	4	47720	23
47088	95	47171	96	47644N	4	47722	23
47089	95	47172	96	47660	8	47723	21
47090	95	47173	95	47660A	8	47724	17
47091	95	47174	96	47661	7	47725	25
47092	95	47177	96	47661A	7	47726	26
47093	95	47180	97	47661B	7	47727	19
47094	95	47181	97	47661N	7	47728	4
47094L	95	47182	97	47667	5	47728A	4
47095	99	47185	29, 100	47667A	5	47728BK	4
47096	99	47186	29, 100	47667B	5	47728SN	4
47097	99	47189	99	47667N	5	47729	4
47098	99	47190	99	47668	9	47729A	4
47099	99	47191F	99	47668N	9	47729BK	4
47100	99	47192	97	47669A	9	47729SN	4
47101	97	47193	97	47671	17	47730	4
47102	97	47194	97	47672	17	47730A	4
47103	97	47195	100	47673	17	47730BK	4
47105	95	47196	100	47674	17	47730SN	4
47107	95	47197	97	47675	17	47731	4
47108	95	47600	27	47676	17	47731A	4
47109	95	47601	27	47677	17	47731BK	4
47110	95	47602	27	47678	17	47731SN	4
47111	95	47603	27	47679	17	48100	18
47112	96	47604	27	47680	17	48100i	18
47113	95	47605	27	47682	17	48101	18
47114	95	47606	27	47683	17	48102	23
47115	95	47607	27	47684	17	48104	22
47120	29, 100	47608	27	47685	17	48105	22
47122	29, 100	47609	27	47686	17	48105C	22
47123	29, 100	47612	30	47687	17	48106	18
47124	29, 100	47613	30	47690	19	48107	21
47126	29, 100	47616L	30	47691	19	48107i	21
47127	29, 100	47616S	30	47692	19	48108	22
47128	29, 100	47617	30	47693	19	48109	23
47130	98	47618	30	47695	19	48110i	12
47131	98	47619	30	47696	19	48111	11
47132	98	47623	30	47697	19	48111i	12
47133	98	47624	30	47698	19	48112	11
47134	98	47625	30	47699	19	48112i	12
47135	98	47626	26	47700	18	48113	21
47136	98	47627	25	47701	20	48113i	21
47137	98	47628	25	47702	20	48117	21
47138	98	47629	30	47703	20	48118	21
47139	98	47630	30	47704	20	48118i	21
47140	98	47631	25	47705	22	48125	22
47141	99	47632	25	47706	26	48126	22
47142	99	47634	25	47707	23	48130	11

## ITEM NO. / PAGE NO. INDEX

ITEM NO.	PAGE NO.	ITEM NO.	PAGE NO.	ITEM NO.	PAGE NO.	ITEM NO.	PAGE NO.
48200	12	48251	7	48317	26	48461	36
48201	11	48251A	7	48318	26	48462	36
48201C	11	48251N	7	48319	26	48463	36
48201i	12	48255	8	48320	10	48464B	32
48201P	14	48255A	8	48320A	10	48464W	32
48202	11	48255B	8	48320N	10	48465B	36
48202i	12	48255N	8	48340	10	48465i	36
48204	11	48260	8	48340A	10	48466B	35
48204i	12	48260A	8	48340N	10	48466W	35
48204L	11	48260B	8	48341	10	48467	35
48206	11	48260N	8	48341A	10	48468	35
48206i	12	48261	7	48341N	10	48469	35
48207	11	48261A	7	48345	10	48470	35
48207i	12	48261N	7	48345A	10	48471	35
48207P	14	48270	6	48345N	10	48472	35
48208	12	48270A	6	48346	9	48490	46
48208i	12	48270B	6	48346A	9	48491	46
48209	25	48270N	6	48346N	9	48492	46
48209i	25	48272	6	48347	9	48498	44
48210	11	48272A	6	48348	9	48499	46
48210A	14	48272B	6	48348A	9	48500	46
48210i	12	48272N	6	48348N	9	48501	46
48210P	14	48273	5	48360	29	48503	46
48211F	13	48273A	5	48361	29	48504	46
48212	11	48273N	5	48362	29	48505	46
48212i	12	48274	5	48363	29	48506	46
48213i	25	48274A	5	48364	29	48507	46
48214	25	48274B	5	48365	29	48508	46
48215	26	48274N	5	48400	36	48509	46
48216	11	48280	6	48401	36	48510	46
48217	25	48280A	6	48405	36	48511	46
48220	11	48280B	6	48406	36	48512	31
48221	11	48280N	6	48410	36	48513	31
48225	12	48281	5	48411	36	48514	31
48225i	12	48281A	5	48412	35	48515	31
48226	12	48281B	5	48413	35	48516	32
48226i	12	48281N	5	48415	36	48520	32
48230	25	48285	6	48420	36	48521	31
48230i	25	48285A	6	48421	36	48524	32
48235	26	48285B	6	48422	36	48525	32
48240	8	48285N	6	48423	36	48528	31
48240A	8	48286A	5	48424	36	48529	31
48240B	8	48286N	5	48429	36	48530	31
48240N	8	48290	6	48430	36	48531	31
48240U	8	48290A	6	48431	36	48532	31
48242	8	48290B	6	48432	36	48535	32
48242A	8	48290N	6	48433	36	48536	31
48242B	8	48291	5	48435	36	48537	31
48242N	8	48291A	5	48436	36	48540	32
48242SN	8	48291B	5	48437	36	48542	32
48243	7	48291N	5	48438	36	48543	32
48243A	7	48300	18	48440	36	48545	32
48243B	7	48301	22	48441	36	48550	31
48243N	7	48302	22	48442	36	48551	31
48243SB	7	48310	26	48444	36	48552	31
48243SN	7	48311	25	48450	36	48553	31
48243U	7	48312	25	48451	36	48554	31
48244	7	48314	26	48452	36	48555B	31
48244A	7	48315	25	48454	36	48555BK	31
48244N	7	48316	25	48460	36	48555C	31









## ITEM NO. / PAGE NO. INDEX

ITEM NO.	PAGE NO.	ITEM NO.	PAGE NO.	ITEM NO.	PAGE NO.	ITEM NO.	PAGE NO.
48555i	31	48861	34	69511	135	99051	198
48555W	31	48862	34	69850	186	99054	199
48556B	31	48863	34	69851	185	99055	199
48556BK	31	48864	34	69852	185	99056	198
48556C	31	48900	198	69853	185	99057	198
48556i	31	50100	195	69854	185	99058	198
48556W	31	50101	195	69855	185	99059	198
48557B	32	50103	195	69856	186	99231	199
48557BK	32	50106	195	69857	185	99232	199
48557W	32	57948	181	69858	185	99234	200
48558	32	57949	184	69860	186	99235	200
48560	31	57950	184	69861	185	99236	200
48561	31	57951	181	69862	185	99237	200
48562	31	60634	196	69863	185	99238	200
48563	31	63601	196	69864	185	99239	200
48564	31	69141A	102, 194	69865	186	99240	200
48573	32	69141B	102, 194	69866	185	99241	200
48600	24	69141BL	102, 194	69867	185	99242	200
48600A	24	69141G	102, 194	69868	185	99255	199
48600N	24	69141R	102, 194	69869	185	99256	110, 200
48601	24	69141SN	102, 194	69870	185	99257	199
48601A	24	69141W	102, 194	69871	185	99258	200
48601N	24	69146	45	69872	185	99259	200
48602	24	69147A2	194	69873	185	99260	199
48604	24	69147A3	194	69874	186	99261	199
48604N	24	69147A4	194	69875	186	99262	199
48700	28	69147B2	194	69876	186	99263	200
48701	28	69147B3	194	69877	186	99266	199
48702	28	69147B4	194	69878	185	99267	199
48703	28	69147P2	194	69879	186	99268	199
48704	28	69147P3	194	69880	186	99269	199
48705	28	69147P4	194	69881	186	99270	199
48706	28	69147SN2	194	69882	186	99271	199
48707	28	69147SN3	194	69883	186	99272	199
48709	28	69147SN4	194	72900	65	99273	199
48711	28	69415	113	72901	65	99274	199
48713	28	69415A	113, 193	72902	52, 65	99275	199
48717B	28	69415B	113	73610	197	99280	198
48717i	28	69415N	113	73611	197	99281	197
48718B	20	69417	113	73612	197	99282	197
48718i	20	69417A	113, 193	73613	197	99283	197
48719	28	69417B	113	73614	197	99284	197
48721	20	69417N	113	73616	197	99285	197
48722	20	69430	113	73617	197		
48722i	20	69431	113	73621	197		
48723	20, 28	69432	113	73622	197		
48724	19	69433	113	73623	197		
48725	20	69434	113	73700	134		
48800	26	69435	113	73801	196		
48850	33	69436	113	73803	196		
48851	33	69437	113	73805	196		
48852	33	69438	113	73813	196		
48853	33	69439	113	73818	195		
48854	33	69440	113	73973	173, 196		
48855	33	69441	113	73974	195		
48856	33	69442	113	73975	173, 196		
48857	33	69443	113	73976	173, 196		
48858	34	69510	135	89002	202		
48859	34	69510N	135	99049	198		
48860	34	69510S	135	99050	199		










# Electrical Product Certifications & Descriptions

**Regarding Product Certifications and Descriptions:**

All U.L., R.U., C.S.A., and ETL marks and accompanying product descriptions were verified prior to catalog publication. Certifications and descriptions versus the actual product may vary slightly and are subject to change. Before installation, please examine the actual product to assure that it meets your application requirements.

	<p><b>The UL Certification Mark for a Listed Product.</b> A product that was produced under Underwriter's Laboratories Listing and Follow-up Service and bears the authorized Listing Mark of U.L. as the manufacturer's declaration that the product complies with Underwriter's Laboratories requirements in accordance with the terms of the Follow-Up agreement.</p>
	<p><b>The UL Certification Mark for a Listed Product.</b> A product that was produced under Underwriter's Laboratories Listing and Follow-up Service and bears the authorized Listing Mark of U.L. as the manufacturer's declaration that the product complies with Underwriter's Laboratories requirements in accordance with the terms of the Follow-Up agreement.</p>
	<p><b>The UL Certification Mark for a Listed Product in Canada and United States.</b> A product that was produced under Underwriter's Laboratories Listing and Follow-up Service and bears the authorized Listing Mark of U.L. as the manufacturer's declaration that the product complies with Underwriter's Laboratories requirements in accordance with the terms of the Follow-Up agreement.</p>
	<p><b>The UL Certification Mark for a Listed Product in Canada and United States.</b> A product that was produced under Underwriter's Laboratories Listing and Follow-up Service and bears the authorized Listing Mark of U.L. as the manufacturer's declaration that the product complies with Underwriter's Laboratories requirements in accordance with the terms of the Follow-Up agreement.</p>
	<p><b>The Recognized Component Mark for a Recognized Component.</b> A component or a sub-assembly part that is covered under Underwriter's Laboratories Recognition Service and is intended for use in Listed, Classified, or Recognized products. These components may have restrictions on their performance or may be incomplete in construction. Guidelines addressing the suitability of a component when used in an end product are noted in UL's test report as conditions of acceptability.</p>
	<p><b>The Recognized Component Mark for a Recognized Component in Canada and United States.</b> A component or a sub-assembly part that is covered under Underwriter's Laboratories Recognition Service and is intended for use in Listed, Classified, or Recognized products. These components may have restrictions on their performance or may be incomplete in construction. Guidelines addressing the suitability of a component when used in an end product are noted in UL's test report as conditions of acceptability.</p>
	<p><b>The CSA Certification Mark for a Certified Product.</b> A product that has been produced under Canadian State Approval and Follow-Up Service and that bears the authorized Certification Mark of C.S.A. as the manufacturer's declaration that the product complies with C.S.A.'s requirements in accordance with the terms of the Follow-Up Service agreement and the CSA mark shows that your products have been certified by an accredited third party lab and have met applicable standards as required by North American law.</p>
	<p><b>The ETL Mark is proof of product compliance to North American safety standards.</b> •ASME•ASTM•CSA•NFPA•NOM•NSF•UL/ULC</p>
	<p><b>The ETL Mark is proof of product compliance to North American safety standards.</b> •ASME•ASTM•CSA•NFPA•NOM•NSF•UL/ULC</p>

# THREAD DATA REFERENCE

	Thread Size	Approx. Fraction (Inches)	Exact Dia. (Inches)	Applications
	4-36	3/32	.106 .111	- Socket Turn Knob Thread
	6-32	1/8	.132 .137	- Socket Turn Knob Thread - Mechanical lock-up thread commonly used on lantern assemblies
	8-32	5/32	.158 .163	- Small mechanical lock-up thread commonly used on lantern assemblies and drawer pulls
	10-24 (course thread)	3/16	.184 .189	- 10-24 and 10-32 are mechanical lock-up threads used when 6-32 or 8-32 threads are not strong enough to retain assembly properly. - 10-24 thread is commonly used on hooksets
	10-24 (fine thread)	3/16	.184 .189	
	1/4-20 (course thread)	1/4	.240 .245	- Heavy mechanical lock-up thread (no wire way), commonly used on trophy products, drawer pulls, and giftware assemblies. - 1/4-27 fine thread is used on lamp finials and shade risers
	1/4-27 (fine thread)	1/4	.240 .245	
	1/8 I.P.	3/8	.380 .390	- The most common thread in the lamp and lighting industry, used to create tubular connections that allow electrical wire to pass through
	1/4 I.P.	1/2	.510 .515	- Thread used in applications similar to that of 1/8 I.P. except where extra strength is required for stability or weight (e.g. floor lamps)
	3/8 I.P.	5/8	.648 .658	- Thread used for heavy-duty fixture mounts
	1/2 I.P.	3/4	.75	- Thread used for extra heavy-duty fixture mounts

# References for Sockets, Light Bulbs, & Lamp Cord Sizes

## Commonly Found Sockets, Thread Sizes or Socket Styles:

- B15 – bayonet base – Australia and England
- B22 – bayonet base – Australia and England
- E11 – Mini - Candelabra thread base- Europe
- E12 – Candelabra base thread – North America
- E14 – Small Edison base thread – Europe
- E17 – Intermediate base thread – North America
- E26 – Medium base thread – North America
- E27 – Medium base thread – Europe
- E39 – Mogul base North America
- GU 10 – a base for reflector light bulbs that uses a bayonet mount
- GU24 – a base for CFL light bulbs or LED bulbs that uses a bayonet mount bi-pin connector

## Lamp Cord Acronyms & Explanations:

- SPT cord
- SVT cord
- SJT cord

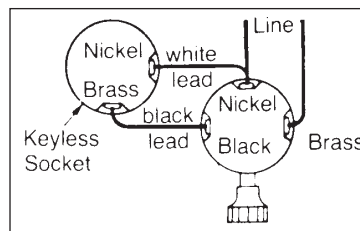
- “S” stands for service, meaning the cord has been rated for 600 volts or less.
- “V” stands for vacuum cord, which references one of the cable type’s common applications. Rated to 300 volts.
- “T” stands for thermoplastic, which refers to the material the cord jacket is made of.
- “J” stands for junior, short for Junior Service, meaning the cord has been rated at 300 volts.

## Approximate outside diameter of plastic pulley cord (without cloth cover):

- SVT-2 - .240"
- SVT-3 - .260"
- SJT-2 - .300"
- SJT-3 - .312"

- Our SVT and SJT 2 and 3 plastic pulley cords are lined with fiber stands which helps to improve the cord’s strength, shape and insulation.

## Wiring Guidelines for 3-Terminal Socket, and Keyless 3-Way Sockets with 2-circuit switch



Wiring diagram for 3-terminal socket interior (for bottom light)

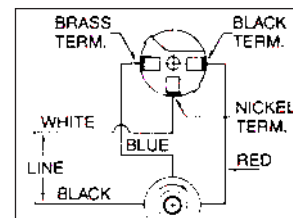


Diagram for wiring keyless 3-way interior and separate 2-circuit switch

# SPECIAL Purchases, Bulb Sizes, & Kerosene Burner Sizes

## Looking for Custom Design Lamp Parts?

We will be happy to quote any lamp related items not found in this catalog. We buy from some of the best manufacturers in the world – both domestic and overseas.

In order to keep tooling and production costs within a reasonable range for you, we suggest minimum quantities as follows;

- Blown Glass – 200 pieces
- Simple design stamped brass – 100 pieces
- Complex design stamped brass – 500 pieces
- Cast and turned brass – 100 pieces
- Cast iron – 500 pieces

Other related items such as socket, cords, candle covers, bulbs, etc. may be readily available upon your request.

By simply providing an original sample or detailed drawing, we will quote the price and guarantee the quality. Turnaround time is usually 90-120 days.

**For Custom Design Lamp Parts Call: 1-800-822-3450**  
- Ask for “Custom Design Purchasing”

## Looking for a Common Lamp Part not in our Catalog?

While we stock full and complete lines of parts, we may have left something out. In which case it is our pleasure to locate and quote any lamp part item not in our catalog. There is a \$75.00 minimum per item. Turnaround time is usually a couple of weeks.

**Call: 1-800-822-3450**

**Ask for “Special Orders Purchasing”**

## Light Bulb Sizes

**Medium, Standard, or Edison** size light bulbs have a 1" dia. base and are very common.

**Intermediate** size bulbs have a  $\frac{5}{8}$ " diameter base and are for special applications.

**Candelabra** size bulbs have a  $\frac{7}{16}$ " dia. base and are commonly used for chandeliers, wall sconces, night lights, and bottom lights.

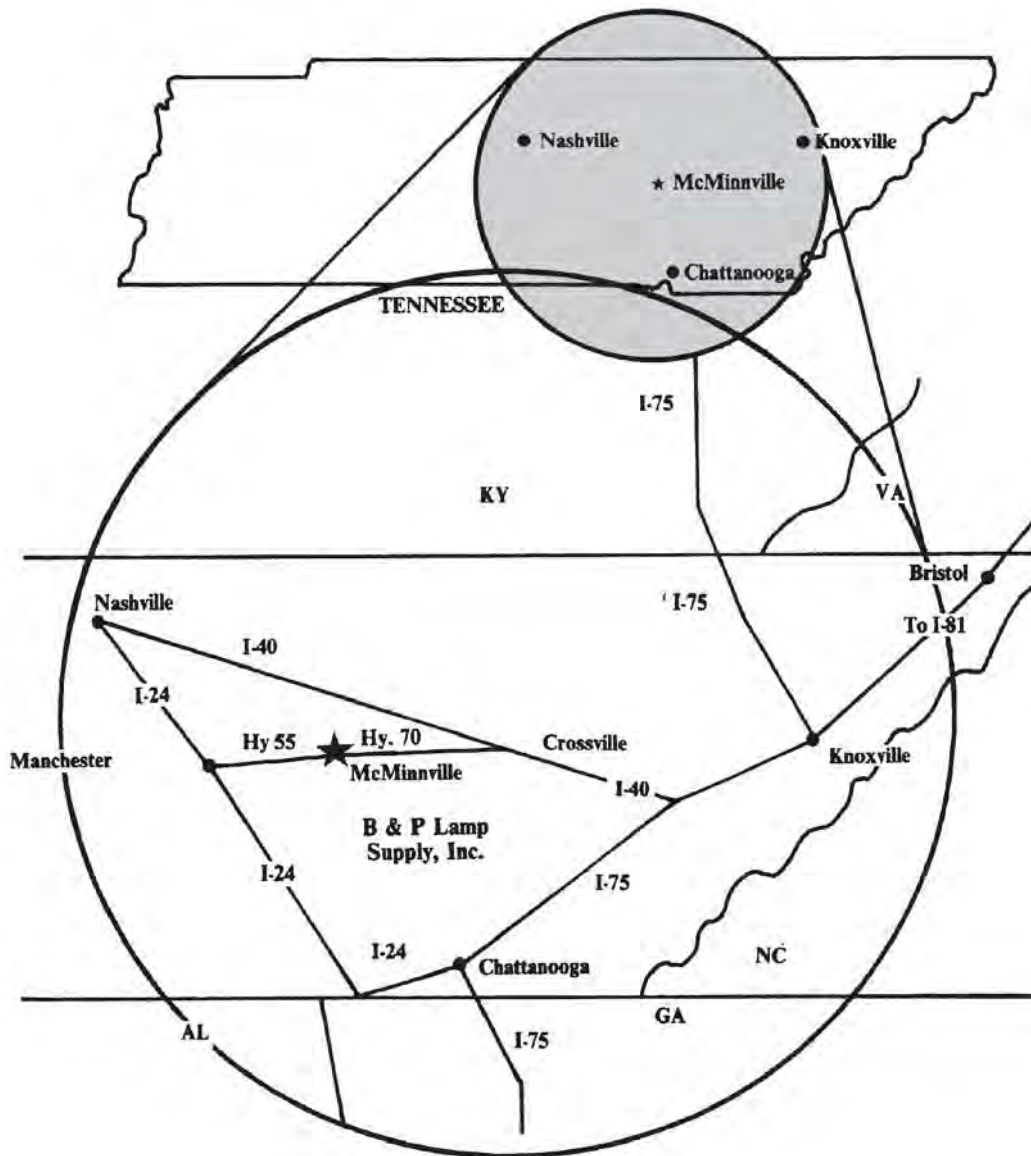
**Mogul** size bulbs have a 1 $\frac{1}{2}$ " dia. base and are used almost exclusively for Torchiere or Reflector-type floor lamps

## Kerosene Burner Parts & Sizes

Burner Style	Fits Collar Opening	Approx. Chimney Fitter Size (outside dia.)	Wick Size (Width)
Small Pixie	$1\frac{3}{16}$ "	$1\frac{13}{16}$ "	$\frac{1}{8}$ " Round
No. 00 Nutmeg & Acorn	$\frac{5}{8}$ "	$1\frac{1}{8}$ "	$\frac{3}{8}$ "
Dietz Burner	$\frac{7}{8}$ "	$1\frac{1}{4}$ "	$\frac{3}{4}$ "
No. 0 Hornet	$\frac{7}{8}$ "	$1\frac{1}{2}$ " to $1\frac{5}{8}$ "	$\frac{1}{2}$ "
No. 0 Eagle Burners	$\frac{7}{8}$ "	$2\frac{1}{16}$ " to $2\frac{1}{8}$ "	$\frac{1}{2}$ "
No. 1 Gem Arctic	$\frac{7}{8}$ "	$1\frac{1}{2}$ " to $1\frac{5}{8}$ "	$\frac{1}{2}$ "
No. 1 Burners	$\frac{7}{8}$ "	$2\frac{1}{2}$ "	$\frac{5}{8}$ "
No. 2 Brass Plated Burners	$1\frac{3}{16}$ "	3"	$1\frac{3}{16}$ "
No. 2 Burners (Queen & Eagle)	$1\frac{3}{16}$ "	3"	1"
No. 3 Burners	$1\frac{3}{4}$ "	3"	$1\frac{1}{2}$ "
Vapor Burner	N/A	N/A	$\frac{7}{8}$ "
Pixie & Japanese Burners	$\frac{7}{8}$ "	$1\frac{1}{4}$ "	N/A
No. 6 Kosmos Burners	$3\frac{1}{32}$ "	$1\frac{15}{16}$ "	$1\frac{3}{8}$ "
No. 8 Kosmos Burners	$1\frac{1}{16}$ "	$1\frac{7}{16}$ "	$1\frac{5}{8}$ "
No. 10 Kosmos Burners	$1\frac{1}{4}$ "	$1\frac{9}{16}$ "	$1\frac{15}{16}$ "
Various European Burners	N/A	$1\frac{7}{8}$ "	N/A
No. 14 Kosmos	$1\frac{1}{2}$ "	2" to $2\frac{1}{16}$ "	$2\frac{9}{16}$ "
No. 15 Matador	$1\frac{1}{2}$ "	2" to $2\frac{1}{16}$ "	N/A
English Duplex & Success	$1\frac{1}{2}$ "	$2\frac{1}{2}$ "	$1\frac{1}{16}$ "
Rayo Burners	$2\frac{1}{4}$ "	$2\frac{5}{8}$ "	$2\frac{1}{2}$ "
Central Draft Burners	$2\frac{3}{8}$ "	$2\frac{5}{8}$ "	$2\frac{1}{2}$ "
Aladdin® Size Burners	$2\frac{1}{8}$ "	$2\frac{5}{8}$ "	$1\frac{1}{8}$ "

# Visit Our Showroom In McMinnville, Tennessee!

Please call ahead and we will be glad to advise you on product availability and store hours.



**Office Hours: 7:00 A.M. until 5:00 P.M. CST - Mon. thru Fri.**

Phone: 931-473-3016

Fax: 931-473-3014

On the Web @ [www.BPLampSupply.com](http://www.BPLampSupply.com)

**2016 Copyright B & P Lamp Supply, Inc.** No use or reproduction whatsoever of the contents or photos contained within this publication without the written consent of B & P Lamp Supply, Inc.



# B&P

LAMP SUPPLY, INC.

[BPLAMPSUPPLY.COM](http://BPLAMPSUPPLY.COM) 800.822.3450